"পুঁজিবাজারে বিনিয়োগ ঝুঁকিপূর্ণ। জেনে ও বুঝে বিনিয়োগ করুন"

**"Investment in capital market involves certain degree of risks. The investors are required to read the prospectus and risk factors carefully, assess their own financial conditions and risk taking ability before making their investment decisions."**

**Issue Date of the Prospectus: [•]**

**Public Offering of 15,041,209 ordinary shares, of these ordinary shares 60% i.e. 9,014,423 ordinary shares are reserved for Eligible Investors (EIs) which includes 50% i.e. 7,512,019 ordinary shares for Other EIs and 10% i.e. 1,502,404 ordinary shares for Mutual Funds at a cut off price of Tk. 39.00 and remaining 40% i.e. 6,026,785 ordinary shares at a discounted price of Tk. 35.00 per share for General Public including NRB and Others totaling Tk. 562,500,000**

**Opening Date for Subscription: [•]**

**Closing Date for Subscription (Cut-off Date): [•]**

# DRAFT PROSPECTUS

## OF

aamra

*the power of WE*

## aamra networks limited

## MANAGER TO THE ISSUE

LankaBangla INVESTMENTS

**LANKABANGLA INVESTMENTS LIMITED**

## CREDIT RATING STATUS

| Rating Particulars | Long Term | Short Term |
|---|---|---|
| Entity Rating | A+ | AR-2 |
| Outlook | Stable | |
| Rated by | Alpha Credit Rating Limited | |

**"If you have any query about this document, you may consult the issuer, issue manager and underwriter"**

**A person interested to get a prospectus may obtain from the issuer and the issuer manager**

| ISSUER COMPANY | CONTACT PERSON | CONTACT NUMBER |
|---|---|---|
| **aamra networks limited**<br>Faruque Rupayan Tower (17th Floor),<br>32, Kemal Ataturk Avenue Banani,<br>Dhaka – 1213. | **Mr. Md. Anamul Haque**<br>Chief Financial Officer | Tel: +88 02 9841100<br>Fax: +88 02 9840077<br>e-mail: info.networks@aamra.com.bd<br>Website: www.aamranetworks.com |

| ISSUE MANAGER | CONTACT PERSON | CONTACT NUMBER |
|---|---|---|
| **LankaBangla Investments Limited**<br>City Center (Level - 24),<br>90/1 Motijheel C/A, Dhaka – 1000 | **Mr. Khandakar Kayes Hasan, CFA**<br>Chief Executive Officer | Tel: + 88 02 951 26 21<br>Fax: + 88 02 956 11 07<br>e-mail: info@lankabangla-investments.com<br>Website: www.lankabangla-investments.com |

| REGISTRAR TO THE ISSUE | CONTACT PERSON | CONTACT NUMBER |
|---|---|---|
| **ICB Capital Management Limited**<br>Green City Edge (5th & 6th Floor), 89, Kakrail, Dhaka-1000. | **Md. Sohel Rahman**<br>Deputy Chief Executive Officer | Tel: +88 02 830 0555<br>Fax: +88 02 830 0396<br>e-mail: icmlbd@gmail.com<br>Website: www.icml.com.bd |

| UNDERWRITERS | CONTACT PERSON | CONTACT NUMBER |
|---|---|---|
| **LankaBangla Investments Limited**<br>City Center (Level - 24),<br>90/1 Motijheel C/A, Dhaka – 1000 | **Mr. Khandakar Kayes Hasan, CFA**<br>Chief Executive Officer | Tel: +88 02 7113585<br>Fax: +88 02 7115756<br>e-mail: info@lankabangla-investments.com<br>Website: www.lankabangla-investments.com |
| **ICB Capital Management Limited**<br>Green City Edge (5th & 6th Floor), 89, Kakrail, Dhaka-1000. | **Md. Sohel Rahman**<br>Deputy Chief Executive Officer | Tel: +88 02 830 0555,<br>Fax: +88 02 830 0396<br>e-mail: icmlbd@gmail.com<br>Website: www.icml.com.bd |
| **Sigma Capital Management Limited**<br>87, Rashed Khan Menon Road, Level-16, Eskaton, Dhaka-1000. | **Mr. Mohammad Reza**<br>Chief Executive Officer | Tel: +88 02 934 0158<br>Fax: +88 02 934 0158<br>e-mail: reza@scmlbd.com<br>Website: www.scmlbd.com |
| **NBL Capital & Equity Management Limited**<br>Printers Building (8th Floor), 5 Rajuk Avenue, Dhaka-1000 | **Ms. Kamrun Naher**<br>Chief Executive Officer | Tel: +88 02 47118816, 02 471 18807<br>Fax: +88 02 471 18805<br>e-mail: cemd@nblbd.com<br>Website: www.nblceml.com |

| AUDITORS' OF THE COMPANY | CONTACT PERSON | CONTACT NUMBER |
|---|---|---|
| **K. M. Hasan & Co.**<br>Chartered Accountants<br>Home Town Apartment (9th Floor) 87, New Eskaton Road, Dhaka-1000. | **Mr. Hedayet Ullah, FCA**<br>Senior Partner | Tel: +88 02 9351457<br>Fax: +88 02 9345792<br>e-mail: kmh_co@yahoo.com<br>Website: www.kmhasan.com |

| CREDIT RATING COMPANY | CONTACT PERSON | CONTACT NUMBER |
|---|---|---|
| **Alpha Credit Rating Limited**<br>Sadharan Bima Bhaban-2, 139 Motijheel C/A, Dhaka-1000. | **Mr. Md. Abdur Razzaq**<br>Rating Analyst | Tel: +88 02 9573025-28<br>Fax: +88 02 9573025<br>e-mail: info@alpharating.com.bd<br>Website: www. alpharating.com.bd |

**"CONSENT OF THE BANGLADESH SECURITIES AND EXCHANGE COMMISSION HAS BEEN OBTAINED TO THE ISSUE/OFFER OF THESE SECURITIES UNDER THE SECURITIES AND EXCHANGE ORDINANCE, 1969, AND THE BANGLADESH SECURITIES AND EXCHANGE COMMISSION (PUBLIC ISSUE) RULES, 2015. IT MUST BE DISTINCTLY UNDERSTOOD THAT IN GIVING THIS CONSENT THE COMMISSION DOES NOT TAKE ANY RESPONSIBILITY FOR THE FINANCIAL SOUNDNESS OF THE ISSUER COMPANY, ANY OF ITS PROJECTS OR THE ISSUE PRICE OF ITS SECURITIES OR FOR THE CORRECTNESS OF ANY OF THE STATEMENTS MADE OR OPINION EXPRESSED WITH REGARD TO THEM. SUCH RESPONSIBILITY LIES WITH THE ISSUER, ITS DIRECTORS, CHIEF EXECUTIVE OFFICER, MANAGING DIRECTOR, CHIEF FINANCIAL OFFICER, COMPANY SECRETARY, ISSUE MANAGER, ISSUE MANAGER'S CHIEF EXECUTIVE OFFICER, UNDERWRITERS, AUDITOR(S), VALUER AND/OR CREDIT RATING COMPANY (IF ANY)."**

**"This being the first issue of the issuer, there has been no formal market for the securities of the issuer. The face value of the securities is Tk. 10.00 (ten) and the issue price is Tk. 39 i.e. '3.90 times for Eligible Investors including Mutual Funds' and Tk. 35 i.e. '3.50 times for General Public" of the face value. The issue price has been determined and justified by the issuer and the issue manager/bidding by the eligible investors as stated under the paragraph on "Justification of Issue Price" should not be taken to be indicative of the market price of the securities after listing. No assurance can be given regarding an active or sustained trading of the securities or the price after listing."**

**"Investment in securities involves a degree of risk and investors should not invest any funds in this offer unless they can afford to take the risk of losing their investment. Investors are advised to read the risk factors carefully before taking an investment decision in this offer. For taking an investment decision, investors must rely on their own examination of the issuer and the offer including the risks involved. The securities have not been recommended by the Bangladesh Securities and Exchange Commission (BSEC) nor does BSEC guarantee the accuracy or adequacy of this document. Specific attention of investors is invited to the statement of 'risk factors' given on page number(s) (150-159).**

**"The issuer, having made all reasonable inquiries, accepts responsibility for and confirms that this draft prospectus contains all material information with regard to the issuer and the issue, that the information contained in the draft prospectus are true, fair and correct in all material aspects and are not misleading in any respect, that the opinions and intentions expressed herein are honestly held and that there are no other facts, the omission of which make this document as a whole or any of such information or the expression of any such opinions or intentions misleading in any material respect."**

# AVAILABILITY OF PROSPECTUS

Hard Copy and Soft Copy of the Prospectus and Abridged Version of Prospectus of aamra networks limited may be obtained from the following institutions:

| ISSUER COMPANY | CONTACT PERSON | CONTACT NUMBER |
|---|---|---|
| **aamra networks limited**<br>Faruque Rupayan Tower (17th Floor),<br>32, Kemal Ataturk Avenue Banani,<br>Dhaka – 1213. | **Mr. Md. Anamul Haque**<br>Chief Financial Officer | Tel: +88 02 9841100<br>Fax: +88 02 9840077<br>e-mail: : info.networks@aamra.com.bd<br>Website: www.aamranetworks.com |

| ISSUE MANAGERS | CONTACT PERSON | CONTACT NUMBER |
|---|---|---|
| **LankaBangla Investments Limited**<br>City Center (Level - 24),<br>90/1 Motijheel C/A, Dhaka – 1000 | **Mr. Khandakar Kayes Hasan, CFA**<br>Chief Executive Officer | Tel: + 88 02 951 26 21<br>Fax: + 88 02 956 11 07<br>e-mail: info@lankabangla-investments.com<br>Website: www.lankabangla-investments.com |

| REGISTRAR TO THE ISSUE | CONTACT PERSON | CONTACT NUMBER |
|---|---|---|
| **ICB Capital Management Limited**<br>Green City Edge (5th & 6th Floor), 89, Kakrail, Dhaka-1000. | **Md. Sohel Rahman**<br>Deputy Chief Executive Officer | Tel: +88 02 9585693, 9585691-2<br>Fax: +88 02 7113585<br>e-mail: icmlbd@gmail.com<br>Website: www.icbcml.com.bd |

| UNDERWRITERS | CONTACT PERSON | CONTACT NUMBER |
|---|---|---|
| **LankaBangla Investments Limited**<br>City Center (Level - 24),<br>90/1 Motijheel, Dhaka – 1000 | **Mr. Khandakar Kayes Hasan, CFA**<br>Chief Executive Officer | Tel: + 88 02 951 26 21<br>Fax: + 88 02 956 11 07<br>e-mail: kayes@lankabangla-investments.com<br>Website: www.lankabangla-investments.com |
| **ICB Capital Management Limited**<br>Green City Edge (5th & 6th Floor), 89, Kakrail, Dhaka-1000. | **Md. Sohel Rahman**<br>Deputy Chief Executive Officer | Tel: +88 02 830 0555,<br>Fax: +88 02 830 0396<br>e-mail: icmlbd@gmail.com<br>Website: www.icml.com.bd |
| **Sigma Capital Management Limited**<br>87, Rashed Khan Menon Road, Level-16, Eskaton, Dhaka-1000. | **Mr. Mohammad Reza**<br>Chief Executive Officer | Tel: +88 02 934 0158<br>Fax: +88 02 934 0158<br>e-mail: reza@scmlbd.com<br>Website: www.scmlbd.com |
| **NBL Capital & Equity Management Limited**<br>Printers Building (8th Floor), 5 Rajuk Avenue, Dhaka-1000 | **Ms. Kamrun Naher**<br>Chief Executive Officer | Tel: +88 02 47118816, 02 471 18807<br>Fax: +88 02 471 18805<br>e-mail: cemd@nblbd.com<br>Website: www.nblceml.com |

| STOCK EXCHANGES | CONTACT PERSON | CONTACT NUMBER |
|---|---|---|
| **Dhaka Stock Exchange Limited**<br>9/F Motijheel C/A, Dhaka - 1000 | **Mr. Md. Afzalur Rahman**<br>Manager | Tel: +88 02 956 46 01-7, +88 02 966 69 44-8<br>Fax:+88 02 956 9755, +88 02 956 47 27<br>e-mail: research@dsebd.org<br>website: www.dsebd.org |
| **Chittagong Stock Exchange Limited**<br>CSE Building, 1080, Sheikh Mujib Road,<br>Chittagong - 4100 | **Mr. Mohammad Jabed Sarwar**<br>Assistant Manager | Tel: +88 031 714 632-3<br>+88 031 720 871<br>Fax: +88 031 714 101; +88 02 951 39 11-15<br>e-mail: jabed@cse.com.bd<br>website: www.cse.com.bd |

Prospectus is also available on the websites of aamra networks limited **(www.aamranetworks.com)**, LankaBangla Investments Limited **(www.lankabangla-investments.com)**, BSEC **(www.sec.gov.bd)**, DSE **(www.dsebd.org)**, CSE **(www.csebd.com)** and Public Reference room of the Bangladesh Securities and Exchange Commission (BSEC) for reading and studying.

**Date of Publication of Abridged Version of Prospectus: [•]**

**Prospectus is published in the following Newspapers:**

| Name of the Newspaper | Date of Publication |
|---|---|
| **[•]** | **[•]** |
| **[•]** | **[•]** |
| **[•]** | **[•]** |
| **[•]** | **[•]** |

# DEFINITIONS AND ACRONYMS/ELABORATION

| Term | Elaboration |
|---|---|
| **ANL** | aamra networks limited |
| **BB** | Bangladesh Bank |
| **BBS** | Bangladesh Bureau of Statistics |
| **BEPS** | Bangladesh Electronic Payment System |
| **BPO** | Business Process Outsourcing |
| **NBFI** | Non-Banking Financial Institutions |
| **BIN** | Bank Identification Number |
| **CAGR** | Cumulative Average Growth Rate |
| **CDMA** | Code Division Multiple Access |
| **CMS** | Card Management System |
| **CSE** | Chittagong Stock Exchange |
| **DES** | Data Encryption System |
| **DRS** | Disaster Recovery Site/ System |
| **DSE** | Dhaka Stock Exchange |
| **DWDM** | Dense Wavelength Divison Multiplexing |
| **EFT** | Electronic Fund Transfer |
| **EFTPOS** | Electronic Fund Transfer at Point of Sales |
| **EMV** | Europay Master Visa |
| **EPS** | Electronic Payment System |
| **FI** | Financial Institution |
| **FTB** | Foreign Trade Bank |
| **GSM** | Global System for Mobile Communications |
| **IP** | Internet Protocol |
| **IPS** | Islamic Payment System |
| **IT** | Information Technology |
| **ITO** | Information Technology Outsourcing |
| **MEPS** | Malaysian Electronic Payment System |
| **MOU** | Memorandum of Understanding |
| **OSI** | Open System Interconnection |
| **PIN** | Personal Identification Number |
| **POS** | Point of Sales |
| **POP** | Point of  Presence |
| **RISC** | Reduced Instruction Set Computing |
| **RMG** | Ready Made Garments |
| **R&D** | Research and Development |
| **BSEC** | Bangladesh Securities and Exchange Commission |
| **TCP** | Transmission Control Protocol |
| **TD-LTE** | Time-division Long-Term Evolution |
| **NTTN** | Nationwide Telecommunication Transmission Networks |
| **IAAS** | Infrastructure as a Service |
| **SAAS** | Software as a Service |
| **VSAT** | Very Small Aperture Terminal |

## Table of Contents


| Section No. | Particulars | Page No. |
|---|---|---|
| **i.** | **Executive Summary** | **7-10** |
| **ii.** | **Conditions imposed by the Commission** | **11-13** |
| **iii.** | **Declaration and Due Diligence Certificates** | **14-21** |
| **iv.** | **About the issuer** | **22-23** |
| **v.** | **Corporate directory of the Issuer** | **24-24** |
| **vi.** | **Description of the Issuer** | **25-98** |
| | Summary | 25 |
| | General Information | 25 |
| | Capital Structure | 34 |
| | Description of Business | 39 |
| | Description of Property | 52 |
| | Plan of Operation and Discussion of Financial Condition | 77 |
| **vii.** | **Management's discussion and analysis of financial condition** | **99-101** |
| **viii.** | **Directors and Officers** | **102-110** |
| **ix.** | **Certain Relationships and Related Transactions** | **111-114** |
| **x.** | **Executive Compensation** | **115-115** |
| **xi.** | **Options granted to Directors, Officers and Employees** | **116-116** |
| **xii.** | **Transaction with the Directors and Subscribers to the Memorandum** | **116-117** |
| **xiii.** | **Ownership of the Company's Securities** | **118-126** |
| **xiv.** | **Corporate Governance** | **127-136** |
| **xv.** | **Valuation Report of securities prepared by the Issue Manager** | **137-143** |
| **xvi.** | **Debt Securities** | **144-144** |
| **xvii.** | **Parties involved and their responsibilities** | **144-144** |
| **xviii.** | **Material contracts** | **145-148** |

| | | |
|---|---|---|
| **xix.** | **Outstanding Litigations, Fine or Penalty** | **149-149** |
| **xx.** | **Risk Factors and Management's Perceptions about the Risks** | **150-159** |
| | Internal Risk Factors | 150 |
| | External Risk Factors | 155 |
| | Other Risk Factors | 158 |
| **xxi.** | **Description of the Issue** | **160-165** |
| **xxii.** | **Use of Proceeds** | **166-193** |
| **xxiii.** | **Lock-in** | **194-195** |
| **xxiv.** | **Markets for the Securities Being Offered** | **196-196** |
| **xxv.** | **Description of securities outstanding or being offered** | **197-198** |
| **xxvi.** | **Financial Statements** | **199-254** |
| | Auditors' Report to the Shareholders of aamra networks limited for the Year 2015 | 199 |
| | Selected ratios as specified in Annexure-D | 226 |
| | Auditors Report Under Section 135(1), Para 24(1) of Part II of Schedule III of the কোম্পানি আইন, 1994 | 235 |
| | Financial spread sheet analysis for the latest audited financial statements | 238 |
| | Auditors Certificates | 242 |
| **xxvii.** | **Credit Rating Report** | **255-271** |
| **xxviii.** | **Public Issue Application Procedure** | **272-277** |
| **xxix.** | **Others** | **278-358** |
| | Auditors' Additional Disclosure relating to the Financial Statements for the year ended December 31, 2015 | 278 |
| | Additional Disclosures of the Management | 327 |
| | Auditors' Report to the Shareholders Of aamra networks limited for the Half Year Ended 30 June, 2016 | 330 |

## (a) About The Industry

Bangladesh's IT industry has been developing slowly over the past three decades leading to millions of dollars of value addition every year. The industry has seen strong growth over recent years. Bangladesh is now considered to be among the next high prospect destinations in the segment, with accolades from AT Kearney, Gartner, Goldman Sachs and a host of others.

The IT industry can be divided into two broad categories; IT and ITES. The ITES category consists of specialized services that rely on technology for delivery. It includes Platform as a Service (PAAS), Software as a Service (SAAS) models to help businesses reach their goals. Software development on the other hand is another part of the IT services segment. The software and information technology enabled services (ITES) industry is one of the most promising sectors of Bangladesh, with several growth drivers like skilled personnel, collaborative environment with the government, dynamic leadership from Bangladesh Association of Software and Information Service (BASIS) and positive media involvement.

The Government of Bangladesh has declared 'Vision 2021' with a target to make Bangladesh as a middle income country by using Information and Communication Technology (ICT) and by developing favorable business environment for Hi-Tech industries. ICT has been identified as the "thrust sector" for the economy of Bangladesh. Government has taken various initiatives to achieve the target like tax holidays, hi-tech park establishments etc. to ensure a positive boom in IT sector.

**Internet Service Provider (ISP)**

In June 1996, the first very small aperture terminal (VSAT) base data circuit in the country was commissioned and the Bangladesh Telegraph and Telephone Board (BTTB) granted licenses to two Internet Service Providers (ISPs). In subsequent years more liberal government policies led to a rapid expansion of the industry, resulting in over 180 registered ISP's by 2005. ISPs are regulated by the Bangladesh Telecommunication Regulatory Commission (BTRC) through the Bangladesh Telecommunications Act. In 2016, there are 119 licensed ISPs providing services nationwide and 65 ISPs providing services in the central zone.

Data Sources:

- *http://www.lightcastlebd.com/blog/2016/02/the-ict-sector-of-bangladesh*
- *http://www.thedailystar.net/software-industry-bright-future-18736*
- *https://en.wikipedia.org/wiki/Internet_in_Bangladesh*

## (b) About The Issuer

aamra networks limited formerly known as Global Online Services Limited was incorporated and commenced its business in Bangladesh under the Companies Act, 1994 on 10 January, 2001 vide registered No. C-42228(1587)/2001 as a Private Limited Company by shares. The Company changed its name from Global Online Services Limited to aamra networks limited on December 31, 2007. Subsequently, the Company was converted into a Public Limited Company by shares on May 08, 2013. ANL has its registered office at Safura Tower (12th Floor), 20, Kemal Ataturk Avenue Banani, Dhaka - 1213. The corporate office of the company situated at Faruque Rupayan Tower (17th Floor), 32, Kemal Ataturk Avenue Banani, Dhaka – 1213. Also the Company has a liaison office in SFA Tower (3rd floor) 132, Panchlaish Chittagong – 4203, Bangladesh.

aamra networks limited (ANL) is a telecommunication & technology company involved in Leased Bandwidth distribution, IAAS, SAAS and IP enabled value added services. ANL is one of the first private sector licensed Internet Service Provider (ISP) in Bangladesh.

## (c) Financial Information

| Sl. | Particulars | 31-Dec-15 | 31-Dec-14 | 31-Dec-13 | 31-Dec-12 | 31-Dec-11 |
|---|---|---|---|---|---|---|
| | | Amount in BDT | | | | |
| 1 | Turnover | 662,948,637 | 595,085,403 | 515,106,448 | 414,952,807 | 336,594,140 |
| 2 | Gross Profit | 264,202,468 | 238,599,503 | 220,307,012 | 175,683,502 | 132,556,957 |
| 3 | Net Profit Before Tax | 130,786,943 | 89,881,201 | 89,372,016 | 80,523,745 | 62,575,409 |
| 4 | Net Profit after Tax | 120,081,487 | 84,885,387 | 82,537,662 | 74,939,464 | 58,029,466 |
| 5 | Total Assets | 943,152,811 | 858,823,386 | 601,239,878 | 314,879,834 | 234,320,422 |
| 6 | Paid-up Capital | 380,000,000 | 260,000,000 | 260,000,000 | 54,000,000 | 54,000,000 |
| 7 | Retained Earnings | 296,024,605 | 175,943,118 | 95,274,975 | 218,801,203 | 143,861,739 |
| 8 | No. of Shares | 38,000,000 | 26,000,000 | 26,000,000 | 5,400,000 | 5,400,000 |
| 9 | Face Value | 10/- | 10/- | 10/- | 10/- | 10/- |
| 10 | NAV per share | 21.98 | 16.77 | 13.66 | 50.52 | 36.64 |
| 11 | Earnings per Share* | 3.16 | 2.23 | 2.17 | 1.97 | 1.53 |

## (d) Features of The Issue and Its Objects

| | | |
|---|---|---|
| **Cut-Off Price** | : | 39/- |
| **Public Offering Price** | | 35/- |
| **Number of Shares to be Offered** | : | 15,041,209 |
| **Total Issue Size** | : | BDT 562,500,000/- |
| **Issue Manager** | : | LankaBangla Investments Limited |
| **Register to the Issue** | : | ICB Capital Management Limited |
| **Objectives of the Issue** | : | 1. Loan repayment, 2. BMRE for infrastructure Development, 3. Data Center Setup, 4. Wi-Fi Hotspot setup in different locations. |

## (e) Legal And other Information

| Particular | Registration/Certificate/ License No. | Issue Date | Validity |
|---|---|---|---|
| Certificate of Incorporation | C-42228(1587)/2001 | January 10, 2001 | N/A |
| Export Registration Certification (ERC) | R 82943 | September 25, 2016 | June 30, 2017 |
| Import Registration Certificate (IRC) | B 0173336 | September 02, 2016 | June 30, 2017 |
| Trade License | 03-040100 | August 08, 2016 | June 30, 2017 |
| Internet Service Provider License | BTRC/LL/ISP-Nationwide(132)aamra/2010-120 | June 30, 2015 | June 29, 2020 |

aamra networks limited, formerly known as Global Online Services Limited was incorporated and commenced its business in Bangladesh under the Companies Act, 1994 on 10 January, 2001 vide registered No. C-42228(1587)/2001 as a Private Limited Company by shares. The Company changed its name from Global Online Services Limited to aamra networks limited on December 31, 2007.

## (f) Promoters' Background

When the company was incorporated, following persons/institutions were the subscriber to the memorandum:

| SL. | Name |
|---|---|
| 1 | Texas Electronics Ltd. represented by Mr. Syed Faruque Ahmed |
| 2 | Texas Resources Ltd. represented by Mr. Syed Farhad Ahmed |
| 3 | Mr. Khondoker Moniruddin |
| 4 | Sino Lanka (Pvt) Ltd. represented by Mr. Bob Kundanmal |
| 5 | Interactive Digital Group Ltd. represented by Mr. Stefan |

Out of the above promoters, as on December 31, 2015, only Texas Resources Ltd. (now aamra resources ltd.) holds shares of the Company. However, brief profile of all of the promoters are given below:

1. **Texas Electronics Ltd. represented by Mr. Syed Faruque Ahmed:** Initially Texas Electronics Ltd. (TEL) was the subscriber to the MoA of ANL. TEL had changed its name to aamra technologies ltd (ATL) on December 31, 2007.

   aamra technologies limited was incorporated in Bangladesh under The Companies Act, 1913 on 14 March 1990 vide registered No. C 19428 (198) / 90 as a private limited company. The company was converted to a public limited company on November 30, 2009 under The Companies Act 1994. The registered office of the company is located at BTA Tower (10th Floor), 29 Kemal Ataturk Avenue, Banani C/A, Dhaka-1213. The Business office of the company is located at F.R. Tower (9th Floor), 32 Kemal Ataturk Avenue, Banani C/A, Dhaka-1213. aamra technologies limited provides comprehensive IT solutions, Bandwidth and services including Systems Integration, Information Systems Outsourcing Core Banking Software & Switching Solution supply, implementation & maintenance.

2. **Texas Resources Ltd. represented by Mr. Syed Farhad Ahmed:** Initially Texas Resources Ltd. (TRL) was the subscriber to the MoA of ANL. TRL changed its name to aamra resources ltd. (ARL) on December 31, 2007.

   Texas Resources Limited is a private company limited by shares. It was incorporated in Bangladesh under the Companies Act, 1913 on 28 November 1989 vide registration no. C 19111(965)/89. The name of the company has been changed to aamra resources limited on December 31, 2007. aamra resource is one of the Indenting houses in Bangladesh and plays an important role in the field of apparel and textiles sector. aamra resources holds the patents, distribution and marketing rights of a number of world renowned high technology driven products and are dedicated to the highest quality and personalized service and integrity. Key products of ARL is Computerized Embroidery machine, Needle search machineries, Total Environmental Solutions, CAD/CAM solutions, Laboratory equipment, Finishing, Cutting and Washing machine, Yarn dying machines and CDS systems, Knit fabric finishing machines, Fabric Dyeing machines, Circular Screen printing machines, Circular Knitting machines, Flexible automatic sewing machine for Jeans & Casual Trousers. The head office of the company is located at BTA Tower, 29 Kemal Ataturk Avenue, Banani C/A, Dhaka-1213.

3. **Mr. Khondoker Moniruddin:** He completed his Bachelors with Honor's and Master's degrees from the Department of Accounting, University of Dhaka in 1982 and started his business career in the same year. Over the past three decades he has successfully established the Shanta Group. He is the founder promoter and Managing Director of Shanta Properties Limited. In addition, Khondoker Monir Uddin is also a founder Director and former Chairman of the Dhaka Bank Limited.

4. **Sino Lanka (Pvt) Ltd. represented by Mr. Bob Kundanmal:** Initially Sino Lanka (Pvt) Ltd. was the subscriber to the MoA of ANL.

   The head office of the company is located at 1090, Sri Jayawardenapura Mawatha, Rajagiriya, Sri Lanka Sino Lanka is the principal holding company with investments in construction, real estate, hospitality, chemical, healthcare, financial institutions and education.

5. **Interactive Digital Group Ltd. represented by Mr. Stefan:** Initially Interactive Digital Group Ltd. was the subscriber to the MoA of ANL.

   Background is not available since the Company no longer operates its business in Bangladesh.

   ***As on December 31, 2015, no other promoters hold any shares of ANL except Texas Resources Ltd. (now aamra resources ltd.).***

## (g) Capital Structure and History of capital raising

| Particulars | No. of Ordinary Shares | Nominal price | Amount (BDT) |
|---|---|---|---|
| **Before IPO:** | | | |
| Authorized Capital | 100,000,000 | 10/- | 1,000,000,000 |
| Issued, Subscribed and Paid up capital | 38,000,000 | 10/- | 380,000,000 |
| **Total paid up capital before IPO** (A) | **38,000,000** | **10/-** | **380,000,000** |
| **After IPO:** | | | |
| To be issued as IPO (B) | **15,041,209** | 10/- | **380,000,000** |
| **Paid up capital (Post IPO) (A+B)** | **53,041,209** | 10/- | **530,412,090** |

***The Company has raised its paid-up capital in following phases:**

| Date of Allotment | Nominal Price | Issue Price | Number of Shares Issued | | | Amount of Share Capital (BDT) |
|---|---|---|---|---|---|---|
| | | | In cash | Other than in cash | Bonus Share | |
| 10-Jan-2001: First Allotment (Subscription to the Memorandum & Articles of Association at the time of Incorporation) | 10/- | 10/- | 5,400,000 | - | - | 54,000,000 |
| 5-Jun-2013:Second Allotment (Bonus issue) | 10/- | 10/- | - | - | 20,600,000 | 206,000,000 |
| 20-Jan-2015:Third Allotment (Other Than Existing Shareholders) | 10/- | 6,600,000 shares @ BDT 25/-<br>5,400,000 shares @ BDT 22/- | 12,000,000 | - | - | 120,000,000 |
| **Total** | | | **17,400,000** | | **20,600,000** | **380,000,000** |

## (h) Summary of Valuation Report of securities

| Sl. No. | Valuation Methods | Fair Value (BDT) |
|---|---|---|
| **Method-1** | Net Asset value (NAV) per share at Historical Cost | 21.98 |
| **Method-2(A)** | Earning-based value per share (Considering Avg. Sector P/E) | 76.73 |
| **Method-2(B)** | Earning-based value per share (Considering Avg. Market P/E) | 36.75 |
| **Method-3** | Average Market Price of Similar Stocks Based Valuation | 24.02 |
| **Method-4** | P/BV multiple of Similar Stocks Based Valuation | 33.97 |
| **Method-5** | P/E multiple of Similar Stocks Based Valuation | 42.33 |
| **Method-6** | EV/EBITDA Multiple based Valuation | 56.20 |
| **Method-7** | Valuation based on Discounted Cash Flow | 35.15 |

The detailed valuation workings of the above-mentioned methods are furnished under the head of "Valuation Report of securities prepared by the Issue Manager" in this prospectus.

**Disclosure in respect of issuance of security in Dematerialized Form**

As per provisions of the Depository Act, 1999 and regulations made there under, share of the Company will be issued in dematerialized form only and for this purpose aamra networks limited will sign an agreement with the Central Depository Bangladesh Limited (CDBL). Therefore, all transfers, transmissions, splitting or conversions will take place on the CDBL system and any further issuance of shares (including rights and bonus) will also be issued in dematerialized form only.

**CONDITIONS IMPOSED BY COMMISSION UNDER RULE 4(2) OF THE BANGLADESH SECURITIES AND EXCHANGE COMMISSION (PUBLIC ISSUE) RULES, 2015**

(a) Conducting road show and submission of application:

(i) The issuer/issue manager shall send invitation to the eligible investors, both in writing and through publication in at least 5 (five) widely circulated national dailies, giving at least 10 (ten) working days' time, to the road show indicating time and venue of such event. The invitation letter shall accompany a red-herring prospectus containing all relevant information covering the proposed size of the issue and at least 3 (three) years audited financial statements and valuation report, prepared by the issue manager without mentioning any indicative price, as per internationally accepted valuation methods. The red-herring prospectus shall be prepared without mentioning the issue price or number of securities to be offered;

(ii) Representatives from the exchanges shall present in the road show as observers;

(iii) Eligible investors shall submit their comments and observations, if any, to the issuer or issue manager within 03(three) working days of the road show;

(iv) After completion of the road show, the red-herring prospectus shall be finalized on the basis of comments and observations of the EIs participated in the road show. The valuation report as finalized must be included in the red-herring prospectus including detail about the qualitative, quantitative factors and methods of valuation;

(v) The application along with the red-herring prospectus and required documents shall be simultaneously submitted to the Commission and the exchanges as per rule 4(1)(a).

(b) Consent for bidding to determine the cut-off price: After examination of the prospectus and relevant documents, the Commission, if satisfied, shall issue consent to commence bidding by the eligible investors for determination of the cut-off price.

(c) Determination of the cut-off price:

(i) Eligible investors shall participate in the electronic bidding process and submit their intended quantity and price:

provided that any connected person on related party of the issuer shall not be eligible to participate in the bidding process;

(ii) No eligible investor shall quote for more than 10% (ten percent) of the total amount offered to the eligible investors;

(iii) Eligible investors' bidding shall be opened for 72 (seventy two) hours round the clock;

(iv) The bidding will be conducted through an uniform and integrated automated system of the exchanges, especially developed for book building process;

(v) The value of bid at different prices will be displayed on the screen without identifying the bidders;

(vi) The bidders shall deposit at least 20% (twenty percent) of the bid amount in advance in the designated bank account maintained by the exchange conducting the bidding;

(vii) The bidders can revise their bids for once, within the bidding period, up to 20% variation of their first bid price;

(viii) After completion of the bidding period, the cut-off price will be determined at nearest integer of the lowest bid price at which the total securities offered to eligible investors would be exhausted;

(ix) All the eligible investors participating in the bidding shall be offered to subscribe the securities at the cut-off price. It is mandatory for EIs bidding at or above the cut-off price to subscribe up to their intended quantity but optional for EIs bidding below the cut-off price;

(x) The eligible investors shall be allotted securities on pro-rata basis within their category-wise quota at the cut-off price. The category-wise quota shall be determined on the basis of distributing the total securities reserved for other eligible investors equally to each of the category of eligible investors participating in the bidding, except mutual funds. Mutual funds shall be allotted securities reserved for them on pro-rata basis;

(xi) The securities shall be offered to general public for subscription at an issue price to be fixed at 10% discount (at nearest integer) from the cut-off price;

(xii) The issuer and the issue manager shall prepare the draft prospectus including the status of bidding, cut-off price, list of eligible investors with number of securities subscribed for, price and number of securities for offering to the general public and submit with relevant documents, simultaneously to the Commission and the exchanges within 5 (five) working days from the closing day of bidding.

(d) Subscription by the eligible investors:

(i) After examination of the draft prospectus and relevant documents, the Commission, if satisfied, shall issue consent for raising of capital from the general public and approve the prospectus;

(ii) The balance amount of subscription shall be paid by the eligible investors prior to the date of opening of subscription to the general public:

provided that in case of failure to deposit the remaining amount by the eligible investors, advance bid money deposited by them shall be forfeited by the Commission and the unsubscribed securities shall be taken up by the underwriters.

## ELIGIBLE INVESTOR OR EI

**As per Rule 2(e) of Bangladesh Securities and Exchange Commission (Public Issue) Rules, 2015:**

"eligible investor or EI" means the following institution who has business operation/investment in Bangladesh:-

i Merchant Bankers and Portfolio Managers;
ii Asset Management Companies;
iii Mutual Funds;
iv Stock Dealers;
v Banks;
vi Financial Institutions;
vii Insurance Companies;
viii Alternative Investment Fund Managers;
ix Alternative Investment Funds;
x Foreign Investors who have portfolio investments in capital market of Bangladesh through any Securities Custodian registered with the Commission;
xi Recognized Pension Funds and Provident Funds; and
xii Other Institutions as approved by the Commission;

**Allocation of Shares of 'aamra networks limited':**

As per Rule 4(2)(C) of Bangladesh Securities and Exchange Commission (Public Issue) Rules, 2015 the shares of aamra networks will be allocated in the following manner:

| Eligible Investors (EIs) | | General public | |
|---|---|---|---|
| **Mutual Funds** | **Other EIs** | **NRB** | **Others** |
| 10% At the cut-off price | 50% At the cut-off price | 10% at 10% discount (at nearest integer) from the cut-off price | 30% at 10% discount (at nearest integer) from the cut-off price |

**DECLARATION ABOUT THE RESPONSIBILITY OF THE DIRECTORS, INCLUDING THE CEO OF THE AAMRA NETWORKS LIMITED IN RESPECT OF THE DRAFT PROSPECTUS**

*Annexure-A*

**[Rule 4 (1)(d)]**

This draft prospectus has been prepared, seen and approved by us, and we, individually and collectively, accept full responsibility for the authenticity, accuracy and adequacy of the statements made, information given in the prospectus, documents, financial statements, exhibits, annexes, papers submitted to the Commission in support thereof, and confirm, after making all reasonable inquiries that all conditions concerning this public issue and prospectus have been met and that there are no other information or documents, the omission of which make any information or statements therein misleading for which the Commission may take any civil, criminal or administrative actions against any or all of us as it may deem fit.

We also confirm that full and fair disclosures have been made in this draftprospectus to enable the investors to make a well informed decision for investment.

| Sd/- | Sd/- | Sd/- | Sd/- | Sd/- |
|---|---|---|---|---|
| **Syed Faruque Ahmed** | **Syed Farhad Ahmed** | **Syeda Munia Ahmed** | **Fahmida Ahmed** | **Mahbub Mustafizur Rahman** |
| Chairman & Nominated Director of aamra holdings ltd. | Managing Director& CEO & Nominated Director of aamra resources ltd. | Nominated Director of aamra holdings ltd. | Nominated Director of aamra resources ltd. | Independent Director |

Date: February 15, 2017

***Annexure – B***

**DUE DILIGENCE CERTIFICATE OF THE ISSUE MANAGER**
**[Rule 4(1)(d)]**

**To**

**The Bangladesh Securities and Exchange Commission**

**Sub: PUBLIC OFFER OF 15,041,209 ORDINARY SHARES OF TK. 562,500,000/- BY aamra networks limited**

**Dear Sir:**

We, the issue manager(s) to the above-mentioned forthcoming issue, state and confirm as follows:

(1) We have examined all the documents submitted with the application for the above mentioned public issue, visited the premises of the issuer and interviewed the Chairperson, Directors and key management personnel of the issuer in connection with the finalization of the prospectus pertaining to the said issue;

(2) On the basis of such examination and the discussions with the directors, officers and auditors of the issuer, other agencies, independent verification of the statements concerning objects of the issue and the contents of the documents and other materials furnished by the issuer.

**WE CONFIRM THAT:**

(a) The prospectus filed with the Commission is in conformity with the documents, materials and papers relevant to the issue;

(b) All the legal requirements relating to the issue as also in the rules, notification, guidelines, instructions, etc. framed/issued by the Commission, other competent authorities in this behalf and the Government have been duly complied with;

(c) The disclosures made in prospectus are true, fair and adequate to enable the investors to make a well informed decision for investment in the proposed issue and such disclosures are in accordance with the requirements of the Companies Act, 1994, the Bangladesh Securities and Exchange Commission (Public Issue) Rules, 2015 and other applicable laws;

(d) Besides ourselves, all the intermediaries named in the prospectus are registered with the Commission and that till date such registrations are valid;

(e) We have satisfied ourselves about the capability of the underwriters to fulfill their underwriting commitments;

(f) The proposed activities of the issuer for which the funds are being raised in the present issue fall within the 'main objects' listed in the object clause of the Memorandum of Association or other charter of the issuer and that the activities which have been carried out till now are valid in terms of the object clause of its Memorandum of Association;

(g) Necessary arrangements have been made to ensure that the moneys to be received pursuant to the issue shall be kept in a separate bank account and shall be used for the purposes disclosed in the use of proceeds section of the prospectus;

(h) All the applicable disclosures mandated in the Bangladesh Securities and Exchange Commission (Public Issue) Rules, 2015 have been made in addition to other disclosures which, in our view, are fair and adequate to enable the investor to make a well informed decision;

(i) We enclose a note explaining how the process of due diligence has been exercised by us in view of the nature of current business background or the issuer, situation at which the proposed business stands, the risk factors, sponsors experiences etc. We also confirm that the due diligence related process, documents and approval memos shall be kept in record by us for the next 5 (five) years after the IPO for any further inspection by the Commission;

(j) We enclose a checklist confirming rule-wise compliance with the applicable provisions of the Bangladesh Securities and Exchange Commission (Public Issue) Rules, 2015 containing details such as the rule number, its text, the status of compliance, page numbers of the prospectus where the rules

has been complied with and our comments, if any;

(k) We also declare that we have managed the public issue of following issuers in the last 05 (five) years:

| Sl. No. | Name of the Issue | Publication Date of Prospectus | Listing Year | Issue Price | Dividend Payment History | | | | |
|---|---|---|---|---|---|---|---|---|---|
| | | | | | 2012 | 2013 | 2014 | 2015 | 2016 |
| 1. | Saiham Cotton Mills Limited | 20-Dec-11 | 2012 | 20.00 | 10% C | 10% C | 10% C | 5% C, 10% B | |
| 2. | Aamra Technologies Limited | 06-Mar-12 | 2012 | 24.00 | 20% B | 5% C, 10% B | 10% C | 10% C | |
| 3. | Envoy Textiles Limited | 07-Jun-12 | 2012 | 30.00 | 15% C, 5% B | 17% C, 3% B | 12% C, 3% B | 17% C, 5% B | |
| 4. | Argon Denims Limited | 01-Nov-12 | 2013 | 35.00 | 20% B | 6% C, 15% B | 20% B | - | |
| 5. | The Peninsula Chittagong Limited | 25-Feb-14 | 2014 | 30.00 | - | - | 10% C | 10% C, 5% B | |
| 6. | Aman Feed Limited | 29-Apr-15 | 2015 | 36.00 | - | - | - | 10% C, 20% B | |
| 7. | United Power Generation & Distribution Co. Ltd. | 14-Dec-14 | 2015 | 72.00 | - | - | 35% C | 30% C, 10% B | |
| 8. | Regent Textile Mills Limited | 17-Sep-15 | 2015 | 25.00 | - | - | - | - | |
| 9. | Evince Textiles Limited | 07-Apr-16 | 2016 | 10.00 | - | 222.53%B | - | - | |

***Note: B refers to Bonus/Stock Dividend; C refers to Cash Dividend***

**For the Issue Manager:**

**Sd/-**
**Khandakar Kayes Hasan, CFA**
Chief Executive Officer
LankaBangla Investments Limited

Place: Dhaka
Date: February 14, 2017

***Annexure C***

**DUE DILIGENCE CERTIFICATE BY THE UNDERWRITER**
**[Rule 4 (1)(d)]**

**To**

**The Bangladesh Securities and Exchange Commission**

**Sub: PUBLIC OFFER OF 15,041,209 ORDINARY SHARES OF TK. 562,500,000/- OF aamra networks limited**

Dear Sir,

We, the under-noted Underwriter(s) to the above-mentioned forthcoming issue, state individually and collectively as follows:

1. We, while underwriting the above mentioned issue on a firm commitment basis, have examined the draft prospectus, other documents and materials as relevant to our underwriting decision; and

2. On the basis of such examination and the discussions with the issuer company, its directors and officers, and other agencies, independent verification of the statements concerning objects of the issue and the contents of the documents and other materials furnished by the issuer company.

**WE CONFIRM THAT:**

a) We are registered with the Bangladesh Securities and Exchange Commission as a merchant banker and eligible to carry out the underwriting activities. Our present paid-up capital stands at **Tk. 1,670,000,000.00** (Taka One Hundred Sixty Seven Crore only) and we have the capacity to underwrite a total amount of **Tk. 8,350,000,000.00** (Taka Eight Hundred Thirty Five Crore only) as per relevant legal requirements. We have committed to underwrite for up to Tk. **78,750,000.00** (Taka Seven Crore Eighty Seven Lac Fifty Thousand only) for the upcoming issue.

b) At present, the following underwriting obligations are pending for us:

| Sl. No. | Name of The Company | Amount Underwritten (in BDT) |
|---|---|---|
| 1 | VFS THREAD DYEING LIMITED | 20,000,000.00 |
| 2 | IFCO GARMENTS & TEXTILES LIMITED | 17,500,000.00 |
| 3 | STS HOLDINGS LIMITED | 60,800,000.00 |
| 4 | DHAKA REGENCY HOTEL AND RESORT LIMITED | 52,500,000.00 |
| 5 | BASHUNDHARA PAPER MILLS LIMITED | 50,000,000.00 |
| 6 | AB BANK LIMITED | 800,000,000.00 |
| 7 | IFIC BANK LIMITED | 500,000,000.00 |
| 8 | AMAN COTTON FIBROUS LIMITED | 20,000,000.00 |
| 9 | BENGAL POLY AND PAPER SACK LIMITED | 10,000,000.00 |
| 10 | DELTA HOSPITAL LIMITED | 8,000,000.00 |
| 11 | RUNNER AUTOMOBILES LIMITED | 15,000,000.00 |
| 12 | LANKABANGLA FINANCE LIMITED | 1,106,959,810.00 |
| **Total** | | **2,660,759,810.00** |

c) All information as are relevant to our underwriting decision have been received by us and the draft prospectus forwarded to the Commission has been approved by us;

d) We shall subscribe and take up the un-subscribed securities against the above-mentioned public issue within 15 (fifteen) days of calling up thereof by the issuer; and

e) This underwriting commitment is unequivocal and irrevocable.

**For the Underwriter:**

**Sd/-**

**Khandakar Kayes Hasan, CFA**
Chief Executive Officer
LankaBangla Investments Limited

Place: Dhaka
Date: February 14, 2017

**DUE DILIGENCE CERTIFICATE BY THE UNDERWRITER (ICB CAPITAL MANAGEMENT LIMITED)**

**To**
**The Bangladesh Securities and Exchange Commission**

**Sub: Public Issue of 15,041,209 Ordinary Shares of Tk. 562,500,000.00 of The aamra networks Limited.**

Dear Sir,

We, the under-noted Underwriter to the above-mentioned forthcoming issue, state individually and collectively as follows:

(1) We, while underwriting the above mentioned issue on a firm commitment basis, have examined the draft prospectus, other documents and materials as relevant to our underwriting decision; and

(2) On the basis of such examination and the discussions with the issuer company, its directors and officers, and other agencies, independent verification of the statements concerning objects of the issue and the contents of the documents and other materials furnished by the issuer company.

WE CONFIRM THAT:

(a) We are registered with the Bangladesh Securities and Exchange Commission as a merchant banker and eligible to carry out the underwriting activities. Our present paid-up capital stands at Tk. 131.86 (One hundred thirty one point eight six) crore and we have the capacity to underwrite a total amount of Tk. 659.30 (Taka six hundred fifty nine point three zero) crore as per relevant legal requirements. We have committed to underwrite for up to Tk. 7.88 (seven point eighty eight) crore for the upcoming issue.

(b) At present, the following underwriting obligations are pending for us:

| Sl. No. | Name of the Company | Amount Underwritten (in Tk.) |
|---|---|---|
| 1 | aamra networks limited | 78,750,000.00 |
| 2 | STS Holdings Limited | 60,900,000.00 |
| 3 | Dhaka Regency Hotel & Resort Limited | 52,500,000.00 |
| 4 | AB Bank Limited | 1,000,000,000.00 |
| 5 | IFIC Bank Limited | 1,318,219,070.00 |
| 6 | Aman Cotton Fibrous Limited | 20,000,000.00 |
| 7 | Saif Powertec Limited | 434,430,210.00 |
| 8 | Bengal Poly and Paper Sack Limited | 10,000,000.00 |
| 9 | Delta Hospital Limited | 16,000,000.00 |
| 10 | BBS Cables Limited | 20,000,000.00 |
| | **Total=** | **3,010,799,280.00** |

(c) All information as are relevant to our underwriting decision has been received by us and the draft prospectus forwarded to the Commission has been approved by us;

(d) We shall subscribe and take up the un-subscribed securities against the above-mentioned public issue within 15 (fifteen) days of calling up thereof by the issuer; and

(e) This underwriting commitment is unequivocal and irrevocable.

For the Underwriter:

**Sd/-**
**(Md. Sohel Rahman)**
**ICB Capital Management Limited**
Deputy Chief Executive Officer

Date: 13 February, 2017

**DUE DILIGENCE CERTIFICATE BY THE UNDERWRITER (SIGMA CAPITAL MANAGEMENT LIMITED)**

To

**The Bangladesh Securities and Exchange Commission**

**Sub: PUBLIC OFFER OF 15,041,209 ORDINARY SHARES OF TK. 562,500,000/- OF aamra networks limited**

Dear Sir,

We, the under-noted Underwriter(s) to the above-mentioned forthcoming issue, state individually and collectively as follows:

1. We, while underwriting the above mentioned issue on a firm commitment basis, have examined the draft prospectus, other documents and materials as relevant to our underwriting decision; and

2. On the basis of such examination and the discussions with the issuer company, its directors and officers, and other agencies, independent verification of the statements concerning objects of the issue and the contents of the documents and other materials furnished by the issuer company.

**WE CONFIRM THAT:**

a) We are registered with the Bangladesh Securities and Exchange Commission as a merchant banker and eligible to carry out the underwriting activities. Our present paid-up capital stands at Tk. 25,000,000.00 (Taka two hundred fifty million only) and we have the capacity to underwrite a total amount of Tk. 1,250,000,000.00 (Taka one billion two hundred fifty million only) as per relevant legal requirements. We have committed to underwrite for up to Tk. **19,375,000.00** (Taka nineteen million three hundred seventy five thousand only) for the upcoming issue.

b) At present, the following underwriting obligations are pending for us:

| Sl. No. | Name of The Company | Amount Underwritten (in BDT) |
|---|---|---|
| 1 | IDLC Finance Limited | 30,000,000.00 |
| | **Total** | **30,000,000.00** |

c) All information as are relevant to our underwriting decision have been received by us and the draft prospectus forwarded to the Commission has been approved by us;

d) We shall subscribe and take up the un-subscribed securities against the above-mentioned public issue within 15 (fifteen) days of calling up thereof by the issuer; and

e) This underwriting commitment is unequivocal and irrevocable.

**For the Underwriter:**

**Sd/-**

**Mohammad Reza**
Chief Executive Officer
Sigma Capital Management Limited

Place: Dhaka
Date: February 13, 2017

**DUE DILIGENCE CERTIFICATE BY THE UNDERWRITER (NBL CAPITAL AND EQUITY MANAGEMENT LIMITED)**

**To**
**The Bangladesh Securities and Exchange Commission**

**Sub: Public Issue of 15,041,209 Ordinary Shares of Tk. 562,500,000.00 of The aamra networks limited.**

Dear Sir,

We, the under-noted Underwriter to the above-mentioned forthcoming issue, state individually and collectively as follows:

(3) We, while underwriting the above mentioned issue on a firm commitment basis, have examined the draft prospectus, other documents and materials as relevant to our underwriting decision; and

(4) On the basis of such examination and the discussions with the issuer company, its directors and officers, and other agencies, independent verification of the statements concerning objects of the issue and the contents of the documents and other materials furnished by the issuer company.

WE CONFIRM THAT:

(c) We are registered with the Bangladesh Securities and Exchange Commission as a merchant banker and eligible to carry out the underwriting activities. Our present paid-up capital stands at Tk.25.00 (Twenty Five) Crore and we have the capacity to underwrite a total amount of Tk.125.00 (One Hundred Twenty Five) Crore as per relevant legal requirements. We have committed to underwrite for up to Tk. 2.00 (Two) crore for the upcoming issue.

(d) At present, the following underwriting obligations are pending for us:

| Sl. No. | Name of the Company | Amount Underwritten (in Tk.) |
|---|---|---|
| 01 | Aftab Hatchery Limited | 126,000,000.00 |
| 02 | STS Holdings Limited | 20,000,000.00 |
| 03 | Dhaka Regency Hotel & Resort Limited | 21,000,000.00 |
| 04 | AB Bank Limited | 300,000,000.00 |
| 05 | IFIC Bank Limited | 200,000,000.00 |
| 06 | Oimex Electrode Limited | 8,750,000.00 |
| 07 | Delta Hospital Ltd | 8,000,000.00 |
| 08 | Indo-Bangla Pharmaceuticals Ltd | 17,500,000.00 |
| 09 | Popular Pharmaceuticals Ltd. | 10,000,000.00 |
| **Total** | | **711,250,000.00** |

(c) All information as are relevant to our underwriting decision has been received by us and the draft prospectus forwarded to the Commission has been approved by us;

(d) We shall subscribe and take up the un-subscribed securities against the above-mentioned public issue within 15 (fifteen) days of calling up thereof by the issuer; and

(e) This underwriting commitment is unequivocal and irrevocable.

For the Underwriter:

**Sd/-**
**Kamrun Naher**
Chief Executive Officer
NBL Capital and Equity Management Limited

Date: 13 February, 2017

## ABOUT THE ISSUER SECTION: IV

**(a) Name of the issuer, dates of incorporation and commencement of its commercial operations, its logo, addresses of its registered office, other offices and plants, telephone number, fax number, contact person, website address and e-mail address:**

| | | |
|---|---|---|
| **Name of the Issuer** | : | **aamra networks limited** |
| **Date of Incorporation** | : | January 10, 2001 |
| **Commencement of Commercial Operations** | : | January 10, 2001 |
| **Logo** | : | aamra the power of WE |
| **Registered Office** | : | Safura Tower (12th Floor),<br>20, Kemal Ataturk Avenue, Banani Commercial Area,<br>Dhaka – 1213 |
| **Corporate Office** | : | Faruque Rupayan Tower (17th Floor),<br>32, Kemal Ataturk Avenue Banani,<br>Dhaka - 1213 |
| **Other Office (Liaison Office)** | : | SFA Tower (3rd floor)<br>132, Panchlaish, Chittagong – 4203 |
| **Telephone Number** | : | +88 02 9841100 |
| **Fax Number** | : | +88 02 9840077 |
| **Contact Person** | : | **Mr. Md. Anamul Haque, Chief Financial Officer** |
| **Website Address** | : | www.aamranetworks.com |
| **E-mail Address** | : | info.networks@aamra.com.bd |

**(b) The names of the sponsors and directors of the issuer:**

| Sl. | Name of Sponsors | Sl. | Name of Directors (Current) |
|---|---|---|---|
| 1. | Texas Electronics Ltd. represented by Mr. Syed Faruque Ahmed | 1. | Mr. Syed Faruque Ahmed (Nominated Director of aamra holdings limited) |
| 2. | Texas Resources Ltd. represented by Mr. Syed Farhad Ahmed | 2. | Mr. Syed Farhad Ahmed (Nominated Director of aamra resources limited) |
| 3. | Mr. Khondoker Moniruddin | 3. | Ms. Syeda Munia Ahmed Nominated Director of aamra holdings limited) |
| 4. | Sino Lanka (Pvt) Ltd. represented by Mr. Bob Kundanmal | 4. | Ms. Fahmida Ahmed (Nominated Director of aamra resources limited) |
| 5. | Interactive Digital Group Ltd. represented by Mr. Stefan | 5. | Mr. Mahbub Mustafizur Rahman, Independent Director |

**(c) The name, logo and address of the auditors and registrar to the issue, along with their telephone numbers, fax numbers, contact persons, website and e-mail addresses:**

| Auditor | | |
|---|---|---|
| **Name:** | : | **K.M. Hasan & Co.** |
| **Logo** | : | KMHCQ |
| **Address** | : | Hometown Apartments (7th, 8th & 9th Floor), 87 New Eskaton Road, Dhaka-1000 |
| **Telephone Number** | : | +88 02 9351457 |
| **Fax Number** | : | +88 02 9345792 |
| **Contact Person** | : | **Mr. Hedayet Ullah FCA**<br>Senior Partner |
| **Website Address** | : | www.kmhasan.com |
| **E-mail Address** | : | kmh_co@yahoo.com |

| Registrar to The Issue | |
|---|---|
| Name : | **ICB CAPITAL MANAGEMENT LIMITED** |
| Logo : | |
| Address : | Green City Edge (5th & 6th Floor)<br>89 Kakrail, Dhaka-1000 |
| Telephone Number : | +88 02 830 0555 |
| Fax Number : | +88 02 830 0396 |
| Contact Person : | **Md. Sohel Rahman**<br>Deputy Chief Executive Officer |
| Website Address : | www.icml.com.bd |
| E-mail Address : | icmlbd@gmail.com |

**(d) The name(s) of the stock exchanges where the specified securities are proposed to be listed:**

**Dhaka Stock Exchange Limited**
**9/F, Motijheel C/A,**
**Dhaka – 1000**

**Chittagong Stock Exchange Limited (CSE)**
**CSE Building, 1080, Sheikh Mujib Road, Chittagong – 4100**

| | | |
|---|---|---|
| **Registered Office** | : | Safura Tower (12th Floor),<br>20, Kemal Ataturk Avenue Banani,<br>Dhaka – 1213 |
| **Corporate Office** | : | Faruque Rupayan Tower (17th Floor)<br>32, Kemal Ataturk Avenue Banani,<br>Dhaka – 1213 |
| **Chittagong Liaison Office** | : | SFA Tower (3rd floor)<br>132, Panchlaish, Chittagong – 4203 |
| **Auditor** | : | **K M Hasan & Co.**<br>Chartered Accountants<br>Hometown Apartments (8th & 9th Floor) 87,<br>New Eskaton Road,<br>Dhaka-1000 |
| **Issue Manager** | : | **LankaBangla Investments Limited**<br>City Center (Level - 24),<br>90/1 Motijheel C/A, Dhaka – 1000 |
| **Registrar To The Issue** | : | **ICB Capital Management Limited**<br>Green City Edge (5th & 6th Floor)<br>89 Kakrail, Dhaka-1000 |
| **Legal Advisor** | : | **Syed Ishtiaq Ahmed and Associates**<br>Law Consultants and Legal Practitioners<br>Concord Ovilash (First Floor), House 62, Road 11A,<br>Dhanmondi, Dhaka-1209, Bangladesh |
| **Tax Consultant** | : | **K. M. Hasan & Associates**<br>Tax/VAT/Managements<br>Hometown Apartments (9th Floor)<br>87, New Eskaton Road,<br>Dhaka-1000 |
| **Company Secretary** | : | **Mr. AKM Quamruzzaman** |

All investors are hereby informed by the Company that the Company Secretary would be designated as Compliance Officer who will monitor the compliance of the Acts, Rules, Regulations, Notifications, Guidelines, Conditions, Orders/Directions issued by the Commission and/or Stock Exchange(s) applicable to the conduct of the business activities of the Company, so as to promote the interest of the investors in the security issued by the Company, and for redressing investors' grievances.

## DESCRIPTION OF THE ISSUER SECTION: VI

### (a) Summary

**(i) The summary of the industry and business environment of the issuer:**

In June 1996, the first very small aperture terminal (VSAT) base data circuit in the country was commissioned and the Bangladesh Telegraph and Telephone Board (BTTB) granted licenses to two Internet Service Providers (ISPs). In subsequent years more liberal government policies led to a rapid expansion of the industry, resulting in over 180 registered ISP's by 2005. ISPs are regulated by the Bangladesh Telecommunication Regulatory Commission (BTRC) through the Bangladesh Telecommunications Act. In 2016, there are 119 licensed ISPs providing services nationwide and 65 ISPs providing services in the central zone.

**Business Environment of the Issuer**

- the focus starts to build on the country developing into 'Digital Bangladesh' by 2021 with this strategy providing a focus for infrastructure development;
- mobile internet services have been giving a much needed boost to internet access;
- mobile internet (broadband and narrowband) continues to grow strongly
- Fixed broadband services, however, continue to struggle;
- The WiMAX customer base dropped significantly during 2015 as providers such as Banglalion Communications and Qubee transition from WiMAX to LTE based technologies.
- the BTRC prepares to open market for more VoIP operator licenses;
- Banglalion and Augere were permitted to upgrade their networks to TD-LTE.
- Two National Internet Exchange (NIX) licenses issued in 2014.

**(ii) Summary of consolidated financial, operating and other information:**

This information is not applicable for the Issuer since it has no subsidiary company.

### (b) General Information

**(i) Name and address, telephone and fax numbers of the registered office, corporate head office, other offices, factory, business premises and outlets of the issuer:**

| **Registered Office:** | |
|---|---|
| **Address** | Safura Tower (12th Floor), 20, Kemal Ataturk Avenue, Banani Commercial Area, Dhaka – 1213. |
| **Telephone** | (88 02) 9841100 |
| **Fax** | (88 02) 9840077 |
| **Corporate Office:** | |
| **Address** | Faruque Rupayan Tower (17th Floor), 32, Kemal Ataturk Avenue Banani, Dhaka - 1213 |
| **Telephone** | (88 02) 9841100 |
| **Fax** | (88 02) 9840077 |
| **Other Offices (if any):** | |
| **Address** | Liaison Office -SFA Tower (3rd floor) 132, Panchlaish Chittagong – 4203, Bangladesh |
| **Telephone** | (88 31) 654664 |

***Note: ANL does not have any factory and outlets.***

**(ii) The board of directors of the issuer:**

| Sl. No. | Name | Designation |
|---|---|---|
| 1. | Mr. Syed Faruque Ahmed | Chairman & Nominated Director of aamra holdings limited |
| 2. | Mr. Syed Farhad Ahmed | Managing Director & CEO & Nominated Director of aamra resources limited |
| 3. | Ms. Syeda Munia Ahmed | Nominated Director of aamra holdings limited |
| 4. | Ms. Fahmida Ahmed | Nominated Director of aamra resources limited |
| 5. | Mr. Mahbub Mustafizur Rahman | Independent Director |

**(iii) Names, addresses, telephone numbers, fax numbers and e-mail addresses of the chairman, managing director, whole time directors, etc. of the issuer:**

| Sl. | Name | Position | Address, Telephone number, Fax number and e-mail address |
|---|---|---|---|
| 1. | Mr. Syed Faruque Ahmed | Chairman | House#1A, Road# 84, Gulshan, Dhaka-1212, Tel: +88 02 9841100, Fax: +88 02 9840077, E-mail: info.networks@aamra.com.bd |
| 2. | Mr. Syed Farhad Ahmed | Managing Director & CEO | House#1A, Road# 84, Gulshan, Dhaka-1212, Tel: +88 02 9841100, Fax: +88 02 9840077, E-mail: info.networks@aamra.com.bd |

***Note: Only Mr. Syed Farhad Ahmed, Managing Director & CEO is the whole time director of ANL.***

**(iv) Names, addresses, telephone numbers, fax numbers and e-mail addresses of the CFO, company secretary, legal advisor, auditors and compliance officer:**

| Sl. | Name | Position/ Relation | Address | Telephone Numbers | Fax Numbers | E-Mail Addresses |
|---|---|---|---|---|---|---|
| 1. | Mr. Md. Anamul Haque | Chief Financial Officer | House# 9, Road No. 1, Sector-9, Uttara, Dhaka-1230 | +88 02 9841100 | +88 02 9840077 | a.haque@aamra.com.bd |
| 2. | Mr. A.K.M Quamruzzaman | Company Secretary & Compliance Officer | 166, West Kafrul, Dhaka | +88 02 9841100 | +88 02 9840077 | akm.zaman@aamra.com.bd |
| 3. | Syed Ishtiaq Ahmed and Associates | Legal Advisor | Concord Ovilash (1st Floor) House No. 62, Road No. 11/A Dhanmondi, Dhaka | +88 02 8152835 | +88 02 8152836 | info@siaalaw.com |
| 4. | K M Hasan & Co. | Auditor | Hometown Apartments (8th & 9th Floor) 87, New Eskaton Road, Dhaka-1000 | +88 02 9351457, 9351564, 8358817 | +88 02 9345792 | kmh_co@yahoo.com |

**(v) Names, addresses, telephone numbers, fax numbers, contact person, website addresses and e-mail addresses of the issue manager(s), registrar to the issue etc:**

| Issue Manager | Contact Person | Contact Details |
|---|---|---|
| **LankaBangla Investments Limited**<br>City Center (Level - 24),<br>90/1 Motijheel C/A, Dhaka – 1000 | **Mr. Khandakar Kayes Hasan, CFA**<br>Chief Executive Officer | Tel: + 88 02 951 26 21<br>Fax: + 88 02 956 11 07<br>e-mail: info@lankabangla-investments.com<br>Website: www.lankabangla-investments.com |
| **Registrar To The Issue** | **Contact Person** | Contact Details |
| **ICB Capital Management Limited**<br>Green City Edge (5th & 6th Floor), 89, Kakrail, Dhaka-1000. | **Md. Sohel Rahman**<br>Deputy Chief Executive Officer | Tel: +88 02 830 0555,<br>Fax: +88 02 830 0396<br>e-mail: icmlbd@gmail.com<br>Website: www.icml.com.bd |

**(vi) Details of credit rating:**

**(a) The names of all the credit rating agencies from which credit rating has been obtained:**

So far ANL has obtained 3 credit ratings. Details of those ratings are given below:

| Name of the Credit Rating Agencies | Rating Date |
|---|---|
| **Alpha Credit Rating Limited** | March 24, 2016 |
| | April 13, 2015 |
| | October 05, 2013 |

**(b) The details of all the credit ratings obtained for the issue and the issuer:**

| Year | Entity Rating | | Rating Date | Outlook |
|---|---|---|---|---|
| | Long Term | Short Term | | |
| 2016 | A+ | AR-2 | March 24, 2016 | Stable |
| 2015 | A+ | AR-2 | April 13, 2015 | Stable |
| 2013 | A | AR-2 | October 05, 2013 | Stable |

**(c) The rationale or description of the ratings (s) so obtained, as furnished by the credit rating agency(s):**

***As per Credit Rating Report dated March 24, 2016***

While assessing risk associated with IT business, AlphaRating evaluates a company's business strength and financial & management risk profiles. Rating affirmation of 'A+' for long term and 'AR-2' for short term of aamra networks limited (herein after referred to as 'ANL' or 'the company') denotes stable performance considering decades of operational track record, good liquidity and leverage position etc. However, the rating is constrained by moderate sales growth, and lengthy cash conversion period.

AlphaRating considered company's market position on the basis of its revenue mix, scale of operation and presence in geographically diversified area and client profile. It is observed that, in order to enhance its competitiveness, the company is changing its business interest from internet service to other IT enabled & infrastructure services as well. However, the company has been actively operating throughout the country and is providing quality services to the top most institutes of the country. Its client profile is spread out to different industries which lower vulnerability associated with revenue generation. AlphaRating also assessed the operating efficiency by considering productivity parameters, human resources & knowledge management, company's systems & processes and contract mix. While the company follows a structured layout in hiring new staffs, it is found that the employee retention rate is in declining trend over the last three years period. The risk of outflow of professionals to developed markets may affect the operation of the company.

Due to the market competition, the company has been reducing its selling price with the falling cost of bandwidth. In order to uphold its competitiveness, ANL is changing its business focus which has affected the

revenue mix and cost of services. However, the company is trying to match its purchase price to sale price which is expected to bring positive effect on Gross Profit by the next year. In addition, the company held ample liquid assets to meet up its short term obligations. While lengthy cash conversion cycle has affected the cash flow generated from operation, it is found that the company has paid off its long-term debt obligation with two financial institutions and that improved company's debt servicing capacity.

**(d) Observations and risk factors as stated in the credit rating report:**

***As per Credit Rating Report dated March 24, 2016***

**Business Risk Analysis**

***Scale of Operation***
The scale of player's operations is critical in the IT industry. The larger the scale, the greater the benefits of economies of scale and also the ability to withstand profitability pressure.

Over the last decade, ANL has been providing state-of-the-art IT communication solutions and services including internet access, web page development & hosting, leased port internet access, total network solutions, video conferencing solutions etc to more than hundred of its corporate clients. This certainly augments company's reliability to its customers.

***Revenue Mix***
AlphaRating analyses various vertical and horizontal segments in which a company operates. Vertical segments are defined in terms of client industries such as manufacturing, insurance, banking etc. A diversified presence across segments provides stability to earnings. Moreover, AlphaRating also considers a company's revenue mix in terms of the nature of contracts it implements.

ANL's client base is spread from renowned MNCs to hotels, universities, banks, embassy, international organizations and many more. The company works on fixed-price contracts for a definite time period. The contracts can be renewed by the parties after the expiry of the present contract. The diversified client based and fixed time contracts ensures revenue of the company for a specific time period. However, the company requires more projects and skilled project management to uphold its growth.

***Geographic Diversity***
The geographic spread of revenues is an important parameter in analyzing a company's business risk. With the increasing number of internet service providers, the company has extended its service area to almost each corner of the country to sustain in the competition. ANL also invests in IT enabled services and infrastructure services to be distinct from its peers.

***Funding Risk***
In order to finance its import of IT solution items, to support bid bond for tender security, to provide performance guarantee for execution of work order, the company is availing financing from a number of financial institutions. Interest rates charged for these facilities are only fixed for a certain period of time and the company is completely exposed to any adverse changes in the interest rates. This adverse change can decrease the profitability and operating cash flow of the company.

As per the financial intuitions' information, it is observed that the company has been performing well and is adjusting its liabilities within the time period. However, ANL has raised its fund through private placement and intended to use a portion of that proceed in debt payment to the financial institutes. The company is further planning to go for initial public offering which may help to arrange sufficient fund to finance its growth.

***Human Resource and Knowledge Management***
IT company's' most important assets are human resources and accumulated knowledge. The outflow of professionals to developed markets has a two-fold impact on domestic firms. These are high employee attrition rates and increasing wages. In this circumstance, considering a company's ability to attract, train, motivate and retain quality manpower as critical to its business, AlphaRating emphasize on study of a company's HR policies.

ANL refers its recruitment process as 'Talent Acquisition' for the organization. Potential candidates have to go through a number of screening tests to ensure his place in the company. However, as per the company's information, AlphaRating found that the employee retention rate is improved in 2015 after a drastic fall till 2014.

***Potential or Existing Government Regulations***

IT companies have to comply with The Income Tax Ordinance,1984; The Income Tax Rules, 1984; The value Added Tax Act, 1991; The value Added Tax Rules, 1991; The Customs Act, 1969 and Bangladesh Telecommunication Regulatory Commission Act, 2001 along with the Companies Act, 1994. Any adverse change in the policies can affect the overall performance of the industry players.

**Financial Risk Analysis**

AlphaRating performs financial analysis by dividing the financial portion into different categories which are Profitability Analysis, Liquidity Analysis, Cash flow Analysis and Capital Structure. Detailed analysis is presented below:

***Profitability Analysis***

ANL is involved in Leased Bandwidth distribution, IAAS, SAAS and IP enabled value added services. While the company experienced continuous positive growth in revenue throughout the last four years period, major portion of revenue is noted to be generated from Internet Bandwidth service. However, as Internet is becoming more of a commodity product, the company intends to divert its concentration to IT enabled services and infrastructure services. This is noticed as the percentage of internet service of total revenue has gradually decreased from 2012 to 2015. In line with revenue, COS also noted to increase throughout the last four years. Diversion of interest from internet service to other IT enabled services resulted into rising cost associated with IT Support and software unit rather than internet unit and act as sole reason behind the change in Gross Profit Margin (GPM) and Operating Profit Margin (OPM) in 2015.

| *FY 31 December* | *2015* | *2014* | *2013* | *2012* |
|---|---|---|---|---|
| ***Revenue (BDT in Millions)*** | *662.95* | *595.09* | *515.11* | *414.95* |
| ***Revenue Growth (%)*** | *11.40* | *15.53* | *24.14* | *23.28* |
| ***Gross Profit Margin (%)*** | *39.85* | *40.10* | *42.77* | *42.34* |
| ***Operating Profit Margin (%)*** | *21.33* | *20.31* | *21.52* | *21.30* |
| ***Net Profit Margin (%)*** | *18.11* | *14.26* | *16.02* | *18.06* |
| ***ROA (%)*** | *15.70* | *14.07* | *18.43* | *28.07* |
| ***ROE (%)*** | *14.38* | *14.90* | *23.23* | *27.47* |

***Data obtained from audited financial statement of 2012-2015***

| **Parameters** | **2015** | **2014** |
|---|---|---|
| Number of Employee | 327 | 298 |
| Revenue per Employee (BDT in millions) | 2.03 | 1.99 |
| Profitability per Employee (BDT in millions) | 0.81 | 0.41 |
| ***Productivity Parameters*** | | |

ANL is availing term loan, lease finance and working capital financing from a number of financial institutes and finance cost associated with these facilities covered almost 1.3% of total revenue in 2015. However, the company has already adjusted its term loan of BDT 40.00 million with LankaBangla Finance Limited. All this is expected to bring positive change in profit margin in near future. Apart from this finance charge, tax expenditure and income from other sources brought the change in Net Profit Margin.

AlphaRating considers operating profit to calculate ROA. The reason behind considering operating profit is to determine how well the company has utilized its assets to earn profit before interest and tax expense. It also measures the management's efficiency to use those assets that is introduced by the company. Conversely, ROE is calculated by dividing net profit by sponsors' equity. Here equity is comprised of paid up capital, share money

deposit and retained earnings. Decrease in asset turnover of the firm is responsible for the decrease in Return on Assets (ROA) and Return on Equity (ROE).

***Liquidity Analysis***

Table below shows that, the company held sufficient liquid assets to pay off its short term obligations throughout 2012 to 2015. Current assets are comprised of inventories, receivables, advances and cash & cash equivalents. It is observed that, ANL has notably reduced its receivable in the bracket of more than six months. Whereas still the company is taking on an average two months to collect its receivables from customers all in last 4 years. On the other hand, majority of the payables are of 1 to 2 months that indicates company's low outstanding liability to the creditors. However, during 2015, the company required more than 4 months to convert its stocks, receivables and payables into cash compared to the 2 months period in 2013 due to large stocks in hand.

ANL's net working capital reported to increase over the last two years. Although the rise in working capital indicates company's efficiency and short term financial health but more money tied-up in inventory and receivables could not be used to pay off obligations immediately.

| *FY 31 December* | *2015* | *2014* | *2013* | *2012* |
|---|---|---|---|---|
| ***Current Ratio (x)*** | *3.26* | *1.70* | *1.42* | *3.89* |
| ***Quick Asset Ratio (x)*** | *2.12* | *1.31* | *1.21* | *3.16* |
| ***Cash Ratio (x)*** | *0.26* | *0.67* | *0.30* | *0.38* |
| ***Trade Receivables (days)*** | *55.57* | *57.28* | *61.49* | *51.19* |
| ***Trade Payables (days)*** | *25.79* | *23.57* | *33.26* | *8.99* |
| ***Inventory Turnover (days)*** | *97.37* | *90.98* | *38.30* | *47.16* |
| ***Cash Conversion Cycle (days)*** | *127.15* | *124.69* | *66.53* | *89.36* |
| ***Net Working Capital (BDT in millions)*** | *211.76* | *160.03* | *61.86* | *121.70* |

***Data obtained from audited financial statement of 2012-2015***

***Cash Flow Analysis***

ANL was capable of generating sufficient cash flow from operation to pay off its finance charge and debt payments in all four year of consideration.

CFO of ANL has increased by 83% due to increased level of cash received from customers, and lower finance charges.

| *FY 31 December* | *2015* | *2014* | *2013* | *2012* |
|---|---|---|---|---|
| ***CFO (BDT in Millions)*** | *148.52* | *81.33* | *122.84* | *23.75* |
| ***CFO Interest Coverage Ratio (x)*** | *19.75* | *3.46* | *6.82* | *8.94* |
| ***CFO Debt Coverage Ratio (x)*** | *3.88* | *0.35* | *0.62* | *1.26* |

***Data obtained from audited financial statement of 2012-2015***

***Leverage & Capital Structure Analysis***

Capital structure of the company is comprised of capital introduced by the shareholders and short term & long term financing from bank and other financial institutions. As on 31st December 2015, total equity of the company stood at BDT 835.16 million (comprised of paid up capital, share premium, share money deposit and retained earnings) where as borrowings stood at BDT 38.28 million (comprised of current portion of lease liabilities and short term loan).

During 2015 ANL has issued additional ordinary shares of BDT 120.00 million to the individuals and institutional investors vide BSEC letter N0: SEC/CI/CPLC-451-2013/436 as private placement.Due to this change in debt and equity financing, Debt to Equity ratio as well as financial risk associated with the business dropped in 2015.

| *FY 31 December* | *2015* | *2014* | *2013* | *2012* |
|---|---|---|---|---|
| ***Debt to Equity (x)*** | *0.05* | *0.40* | *0.56* | *0.07* |
| ***Debt to OPBITDA (x)*** | *0.27* | *1.91* | *1.79* | *0.21* |
| ***Total Liabilities to Total Assets*** | *0.11* | *0.34* | *0.41* | *0.13* |
| ***NAV (BDT in Millions)*** | *835.16* | *569.81* | *355.27* | *272.80* |

***Data obtained from audited financial statement of 2012-2015***

**(vii) Details of underwriting:**

**(a) The names, addresses, telephone numbers, fax numbers, contact persons and e-mail addresses of the underwriters and the amount underwritten by them:**

| Names and Addresses | Contact Person | Telephone Numbers, Fax Numbers and E-mail | Amount Underwritten (BDT) |
|---|---|---|---|
| **LankaBangla Investments Limited**<br>City Center (Level - 24),<br>90/1 Motijheel C/A, Dhaka – 1000 | **Mr. Khandakar Kayes Hasan, CFA**<br>Chief Executive Officer | Tel: + 88 02 951 26 21<br>Fax: + 88 02 956 11 07<br>e-mail: info@lankabangla-investments.com | 78,750,000 |
| **ICB Capital Management Limited**<br>Green City Edge (5th & 6th Floor), 89, Kakrail, Dhaka-1000. | **Md. Sohel Rahman**<br>Deputy Chief Executive Officer | Tel: +88 02 830 0555<br>Fax: +88 02 830 0396<br>e-mail: icmlbd@gmail.com | 78,750,000 |
| **Sigma Capital Management Limited**<br>87, Rashed Khan Menon Road, Level-16, Eskaton, Dhaka-1000. | **Mr. Mohammad Reza**<br>Chief Executive Officer | Tel: +88 02 830 0555<br>Fax: +88 02 830 0396<br>e-mail: reza@scmlbd.com | 19,375,000 |
| **NBL Capital & Equity Management Limited**<br>Printers Building (8th Floor), 5 Rajuk Avenue, Dhaka-1000 | **Ms. Kamrun Naher**<br>Chief Executive Officer | Tel: +88 02 47118816, 02 471 18807<br>Fax: +88 02 471 18805<br>e-mail: cemd@nblbd.com | 20,000,000 |

**(b) Declaration by the underwriters that they have sufficient resources as per the regulatory requirements to discharge their respective obligations:**

**Declaration by the LankaBangla Investments Limited**

We are one of the underwriters of the Initial Public Offering (IPO) of aamra networks Limited. We will underwrite BDT 78,750,000 (BDT 49,218,750 from EIs portion and BDT 29,531,250.00 from General Public portion) for the upcoming issue on a firm commitment basis. In this connection, we hereby declare that:

We have sufficient resources as per the regulatory requirements to discharge our respective obligations.

For the Underwriter:

Sd/-
**Khandakar Kayes Hasan, CFA**
Chief Executive Officer
LankaBangla Investments Limited

**Declaration by the ICB Capital Management Limited**

We are one of the underwriters of the Initial Public Offering (IPO) of aamra networks Limited. We will underwrite BDT 78,750,000 (BDT 49,218,750 from EIs portion and BDT 29,531,250.00 from General Public portion) for the upcoming issue on a firm commitment basis. In this connection, we hereby declare that:

We have sufficient resources as per the regulatory requirements to discharge our respective obligations.

For the Underwriter:

Sd/-
**Md. Sohel Rahman**
Deputy Chief Executive Officer
ICB Capital Management Limited

**Declaration by the Sigma Capital Management Limited**

We are one of the underwriters of the Initial Public Offering (IPO) of aamra networks Limited. We will underwrite BDT 19,375,000.00 (BDT 12,109,375.00 from EIs portion and BDT 7,265,625.00 from General Public portion) for the upcoming issue on a firm commitment basis. In this connection, we hereby declare that:

We have sufficient resources as per the regulatory requirements to discharge our respective obligations.

For the Underwriter:

Sd/-
**Mohammad Reza**
Chief Executive Officer
Sigma Capital Management Limited

**Declaration by the NBL Capital and Equity Management Limited**

We are one of the underwriters of the Initial Public Offering (IPO) of aamra networks limited. We will underwrite BDT 20,000,000 (BDT 12,500,000 from El Portion and BDT 7,500,000 from General Public Portion) for the upcoming issue on a firm commitment basis. In this connection, we hereby declare that:

We have sufficient resources as per the regulatory requirements to discharge our respective obligations.

For the Underwriter:

Sd/-
**Kamrun Naher**
Chief Executive Officer
NBL Capital and Equity Management Limited

**(c) Major terms and conditions of the underwriting agreements:**

1. In case of under-subscription in any category by up to 35% in an Initial Public Offer, the undersubscribed portion of securities shall be taken up by the underwriter.
2. In case of failure to deposit the remaining amount by the eligible investors, the unsubscribed securities shall be taken up by the underwriter.
3. The underwriting agreement and the underwritten amount and allocation of underwriting portion shall be revised after completion of the bidding period, where the cut-off price will be determined at nearest integer of the lowest bid price at which the total securities offered to eligible investors would be exhausted. The public offering price will be determined at 10% discount (at nearest integer) from the cut-off price.
4. If and to the extent that the shares offered to the public by a prospectus authorised hereunder shall not have been subscribed and paid for in cash in full by the Closing Date of subscription, the Company shall within 10 (Ten) days of the closure of subscription call upon the underwriter in writing with a copy of the said writing to the Bangladesh Securities and Exchange Commission, to subscribe the shares not subscribed by the closing date and to pay for in cash in full, inclusive of any premium if applicable, for such unsubscribed shares within 15 (Fifteen) days after being called upon to do so. If payment is made by Cheque/Bank Draft by the underwriter it will be deemed that the underwriter has not fulfilled his obligation towards his underwriting commitment under this Agreement, until such time as the Cheque/Bank Draft has been encashed and the Company's account credited. In any case within 7 (seven) days after the expiry of the aforesaid 15 (fifteen) days, the Company shall send proof of subscription and payment by the underwriter to the Commission.

## (c) Capital Structure

**(i) Authorized, issued, subscribed and paid up capital (number and class of securities, allotment dates, nominal price, issue price and form of consideration):**

| Particulars | No. of Ordinary Shares | Nominal price | Amount (BDT) |
|---|---|---|---|
| **Before IPO:** | | | |
| Authorized Capital | 100,000,000 | 10/- | 1,000,000,000 |
| Issued, Subscribed and Paid up capital | 38,000,000 | 10/- | 380,000,000 |
| **Total paid up capital before IPO** (A) | **38,000,000** | **10/-** | **380,000,000** |
| **After IPO:** | | | |
| To be issued as IPO (B) | **15,041,209** | 10/- | **150,412,090** |
| **Paid up capital (Post IPO) (A+B)** | **53,041,209** | 10/- | **530,412,090** |

***The Company has raised its paid-up capital in following phases:**

| Date of Allotment | Nominal Price | Issue Price | Number of Shares Issued | | | Amount of Share Capital (BDT) |
|---|---|---|---|---|---|---|
| | | | In cash | Other than in cash | Bonus Share | |
| 10-Jan-2001: First Allotment (Subscription to the Memorandum & Articles of Association at the time of Incorporation) | 10/- | 10/- | 5,400,000 | - | - | 54,000,000 |
| 5-Jun-2013:Second Allotment (Bonus issue) | 10/- | 10/- | - | - | 20,600,000 | 206,000,000 |
| 20-Jan-2015:Third Allotment (Other Than Existing Shareholders) | 10/- | 6,600,000 shares @ BDT 25/-<br>5,400,000 shares @ BDT 22/- | 12,000,000 | - | - | 120,000,000 |
| **Total** | | | **17,400,000** | | **20,600,000** | **380,000,000** |

**(ii) Size of the present issue, with break-up (number of securities, description, nominal value and issue amount):**

| Particulars | Number of Securities to be Offered | Description | Nominal Value (BDT) | Issue Amount (BDT) |
|---|---|---|---|---|
| **For EIs** | 9,014,423 | Offer price Tk. 39 each, including a premium of Tk. 29 per share | 10/- | 351,562,500 |
| **For General Public** | 6,026,785 | Offer price Tk. 35 each, including a premium of Tk. 25 per share | 10/- | 210,937,500 |
| **Total** | **15,041,209** | | | **562,500,000** |

**(iii) Paid up capital before and after the present issue, after conversion of convertible instruments (if any) and share premium account (before and after the issue):**

| Particulars | Amount in BDT |
|---|---|
| Paid up capital before the present issue (as on December 31, 2015) | 380,000,000 |
| Paid up capital after the present issue | **530,412,090** |
| Paid up capital after conversion of convertible instruments (if any) | N/A |
| Share premium account before the present issue (as on December 31, 2015) | 159,131,807 |
| Share premium account after the present issue | **571,219,717** |

**(iv) Category wise shareholding structure with percentage before and after the present issue and after conversion of convertible instruments (if any):**

**Directors' & Sponsors' Shareholdings**

| SL. No. | Name of Directors & Sponsors | No. of Shares | Percentage | |
|---|---|---|---|---|
| | | | Before IPO | After IPO |
| 1. | aamra holdings ltd. | 12,600,000 | 33.16% | 23.76% |
| 2. | aamra resources ltd. | 4,522,030 | 11.90% | 8.53% |
| 3. | Mr. Syed Faruque Ahmed (Nominated Director of aamra holdings limited) | 100,000 | 0.26% | 0.19% |
| 4. | Mr. Syed Farhad Ahmed (Nominated Director of aamra resources limited) | 100,000 | 0.26% | 0.19% |
| 5. | Ms. Syeda Munia Ahmed (Nominated Director of aamra holdings limited) | 100,000 | 0.26% | 0.19% |
| 6. | Ms. Fahmida Ahmed (Nominated Director of aamra resources limited) | 100,000 | 0.26% | 0.19% |
| **Total** | | **17,522,030** | **46.11%** | **33.03%** |

**Other than Directors' & Sponsors' Shareholdings**

| SL. No. | Name of the Shareholders | No. of Shares | Percentage | |
|---|---|---|---|---|
| | | | Before IPO | After IPO |
| 1. | Augere Holdings (Netherlands) B.V | 8,477,970 | 22.31% | 15.98% |
| 2. | Abaci Investments Limited (MDA) | 100,000 | 0.26% | 0.19% |
| 3. | National Finance Ltd. | 1,000,000 | 2.63% | 1.89% |
| 4. | MTB Securities Ltd. | 400,000 | 1.05% | 0.75% |
| 5. | Investment Corporation of Bangladesh | 5,400,000 | 14.21% | 10.18% |
| 6. | Food Chain Asia Ltd. | 2,000,000 | 5.26% | 3.77% |
| 7. | Mahmudul Huq | 800,000 | 2.11% | 1.51% |
| 8. | Intekhab Mahmud | 200,000 | 0.53% | 0.38% |
| 9. | Md. Ehsanul Habib | 200,000 | 0.53% | 0.38% |
| 10. | Mahtab Uddin Ahmed | 120,000 | 0.32% | 0.23% |
| 11. | Arifur Rahman | 100,000 | 0.26% | 0.19% |
| 12. | Showkat Ali Sarkar | 20,000 | 0.05% | 0.04% |
| 13. | Touhidul Alam Zenith | 200,000 | 0.53% | 0.38% |
| 14. | Enayet Uddin Md. Kaiser Khan | 100,000 | 0.26% | 0.19% |
| 15. | Md. Shahniaz Jewel | 60,000 | 0.16% | 0.11% |
| 16. | Mustafa Kamal Shaheen | 100,000 | 0.26% | 0.19% |
| 17. | Sohel Ahmed | 20,000 | 0.05% | 0.04% |
| 18. | Md. Sanowar Hossain | 16,000 | 0.04% | 0.03% |
| 19. | Md. Nurul Afsar & Sharmin Jahan | 6,000 | 0.02% | 0.01% |
| 20. | Md. Monirul Islam Sarker | 5,000 | 0.01% | 0.01% |
| 21. | Md. Ahosan Habib | 2,500 | 0.01% | 0.00% |
| 22. | ATM Rakibul Hoque | 100,000 | 0.26% | 0.19% |
| 23. | Kazi Rafiqul Islam | 100,000 | 0.26% | 0.19% |
| 24. | Parvez Ahmed | 5,000 | 0.01% | 0.01% |
| 25. | Abdul Quadir Chowdhury | 100,000 | 0.26% | 0.19% |
| 26. | Pradip Kumar Das | 400,000 | 1.05% | 0.75% |
| 27. | Bishwajit Das | 400,000 | 1.05% | 0.75% |
| 28. | Major General Md. Shamsul Haque | 25,500 | 0.07% | 0.05% |
| 29. | Masudur Rahman | 20,000 | 0.05% | 0.04% |
| **Total** | | **20,477,970** | **53.89%** | **38.61%** |

There was no convertible instrument, so no conversion is required.

**(v) Where shares have been issued for consideration in other than cash at any point of time, details in a separate table, indicating the date of issue, persons to whom those are issued, relationship with the issuer, issue price, consideration and valuation thereof, reasons for the issue and whether any benefits have been accrued to the issuer out of the issue:**

| Date of Issue | Persons to whom those are issued | No. of shares allotted | Relationship with the Issuer | Reasons for the issue | Consideration and Valuation | Benefits from the Issue | Issue Price |
|---|---|---|---|---|---|---|---|
| 5-Jun-2013 | aamra holdings ltd. Represented by Mr. Syed Faruque Ahmed & Ms. Syeda Munia Ahmed | 10,300,000 | Director | Distribution of accumulated profit | Other than Cash (Bonus) | Enhancement of Capital Base and Re-investments | 10/- |
| | aamra resources ltd Represented by Mr. Mr. Syed Faruque Ahmed & Ms. Fahmida Ahmed | 3,582,840 | Director | | | | |
| | Augere Holdings (Netherlands) B.V | 6,717,160 | Shareholder | | | | |

**(vi) Where shares have been allotted in terms of any merger, amalgamation or acquisition scheme, details of such scheme and shares allotted:**

No shares have been allotted in terms of any merger amalgamation or acquisition.

**(vii) Where the issuer has issued equity shares under one or more employee stock option schemes, date-wise details of equity shares issued under the schemes, including the price at which such equity shares were issued:**

The issuer has not issued any equity shares under stock option to its employees.

**(viii) If the issuer has made any issue of specified securities at a price lower than the issue price during the preceding two years, specific details of the names of the persons to whom such specified securities have been issued, relation with the issuer, reasons for such issue and the price thereof:**

aamra networks limited raised its paid-up capital from BDT 260,000,000 to BDT 380,000,000 in the year 2015. It issued 12,000,000 shares in total out of which 6,600,000 shares were issued at an issue price of BDT 25/- to individuals and institutional investors. Rest 5,400,000 shares were issued at an issue price of BDT 22/-to Investment Corporation of Bangladesh. Allotment date was January 20, 2015. Details of the Issue are given below:

| SL. No. | Name of the Shareholders | No. of Share | Issue Price (BDT) | Relation with the Issuer | Reasons for Issue |
|---|---|---|---|---|---|
| 1. | Abaci Investments Limited (MDA) | 100,000 | 25/- | Shareholder | Capital Raising |
| 2. | National Finance Ltd. | 1,000,000 | | | |
| 3. | MTB Securities Ltd. | 400,000 | | | |
| 4. | Food Chain Asia Ltd. | 2,000,000 | | | |
| 5. | Mahmudul Huq | 800,000 | | | |
| 6. | Intekhab Mahmud | 200,000 | | | |
| 7. | Md. Ehsanul Habib | 200,000 | | | |
| 8. | Mahtab Uddin Ahmed | 120,000 | | | |
| 9. | Arifur Rahman | 100,000 | | | |
| 10. | Showkat Ali Sarkar | 20,000 | | | |

| SL. No. | Name of the Shareholders | No. of Share | Issue Price (BDT) | Relation with the Issuer | Reasons for Issue |
|---|---|---|---|---|---|
| 11. | Touhidul Alam Zenith | 200,000 | 25/- | Shareholder | Capital Raising |
| 12. | Enayet Uddin Md. Kaiser Khan | 100,000 | | | |
| 13. | Md. Shahniaz Jewel | 60,000 | | | |
| 14. | Mustafa Kamal Shaheen | 100,000 | | | |
| 15. | Sohel Ahmed | 20,000 | | | |
| 16. | Md. Sanowar Hossain | 16,000 | | | |
| 17. | Md. Nurul Afsar & Sharmin Jahan | 6,000 | | | |
| 18. | Md. Monirul Islam Sarker | 5,000 | | | |
| 19. | Md. Ahosan Habib | 2,500 | | | |
| 20. | ATM Rakibul Hoque | 100,000 | | | |
| 21. | Kazi Rafiqul Islam | 100,000 | | | |
| 22. | Parvez Ahmed | 5,000 | | | |
| 23. | Abdul Quadir Chowdhury | 100,000 | | | |
| 24. | Pradip Kumar Das | 400,000 | | | |
| 25. | Bishwajit Das | 400,000 | | | |
| 26. | Major General Md. Shamsul Haque | 25,500 | | | |
| 27. | Masudur Rahman | 20,000 | | | |
| 28. | Investment Corporation of Bangladesh | 5,400,000 | 22/- | | |
| **Total** | | **20,477,970** | **-** | | |

**(ix) The decision or intention, negotiation and consideration of the issuer to alter the capital structure by way of issue of specified securities in any manner within a period of one year from the date of listing of the present issue:**

The Company has no such decision or intention, negotiation and consideration to alter the capital structure by way of issue of specified securities in any manner within a period of one year from the date of listing of the present issue.

**(x) The total shareholding of the sponsors and directors in a tabular form, clearly stating the names, nature of issue, date of allotment, number of shares, face value, issue price, consideration, date when the shares were made fully paid up, percentage of the total pre and post issue capital, the lock in period and the number and percentage of pledged shares, if any, held by each of them:**

| Date of Allotment/ Shares were made fully paid up | Nature of Issue | No. of Share Hold | | | | | | Consideration | Face value of Share (Tk.) | Issue Price | lock in period |
|---|---|---|---|---|---|---|---|---|---|---|---|
| | | aamra holdings ltd. (Represented by Mr. Syed Faruque Ahmed & Ms. Syeda Munia Ahmed) | aamra resources ltd. (Represented by Mr. Syed Farhad Ahmed & Ms. Fahmida Ahmed) | Mr. Syed Faruque Ahmed (Nominated Director of aamra holdings limited) | Mr. Syed Farhad Ahmed (Nominated Director of aamra resources limited) | Ms. Syeda Munia Ahmed (Nominated Director of aamra holdings limited) | Ms. Fahmida Ahmed (Nominated Director of aamra resources limited) | | | | |
| January 10, 2001 | By Subscription to the MoA | - | 1,350,000 | - | - | - | - | Cash | 10 | 10 | 3 years |
| April 23, 2001 | By Transfer | - | 1,350,000 | - | - | - | - | Cash | 10 | 10 | |
| October 16, 2008 | By Transfer | - | (751,220) | - | - | - | - | Cash | 10 | 10 | |
| December 17, 2008 | By Transfer | - | (741,950) | - | - | - | - | Cash | 10 | 10 | |
| April 21, 2009 | By Transfer | - | (138,500) | - | - | - | - | Cash | 10 | 10 | |
| August 31, 2009 | By Transfer | - | (129,140) | - | - | - | - | Cash | 10 | 10 | |
| October 17, 2009 | By Transfer | 2,700,000 | - | - | - | - | - | Cash | 10 | 10 | |
| June 05, 2013 | By Allotment (Bonus) | 10,300,000 | 3,582,840 | - | - | - | - | Other than cash | 10 | 10 | |
| May 12, 2013 | By Transfer | (400,000) | - | 100,000 | 100,000 | 100,000 | 100,000 | Cash | 10 | 10 | |
| **Total** | | **1,260,000** | **4,522,030** | **100,000** | **100,000** | **100,000** | **100,000** | - | - | - | - |
| **Percentage (%)** | **Pre-IPO** | **33.16%** | **11.90%** | **0.26%** | **0.26%** | **0.26%** | **0.26%** | - | - | - | - |
| | **Post IPO** | **23.76%** | **8.53%** | **0.19%** | **0.19%** | **0.19%** | **0.19%** | - | - | - | - |

***Note:*** *There is no pledged shares.*

**(xi) The details of the aggregate shareholding of the sponsors and directors, the aggregate number of specified securities purchased or sold or otherwise transferred by the sponsor and/or by the directors of the issuer and their related parties within six months immediate preceding the date of filing the red-herring prospectus/prospectus/information memorandum:**

There have been no purchased or sold or otherwise transferred by the sponsor and/or by the directors of the issuer and their related parties within six months immediate preceding the date of filing the red-herring prospectus/prospectus/information memorandum.

**(xii) The name and address of any person who owns, beneficially or of record, 5% or more of the securities of the issuer, indicating the amount of securities owned, whether they are owned beneficially or of record, and the percentage of the securities represented by such ownership including number of equity shares which they would be entitled to upon exercise of warrant, option or right to convert any convertible instrument:**

| Name | Address | Relationship | No. of Share Holdings | Percentage (%) of Shareholdings (Pre-IPO) | Percentage (%) of Shareholdings (Post-IPO) |
|---|---|---|---|---|---|
| aamra holdings ltd. (Represented by Mr. Syed Faruque Ahmed & Ms. Syeda Munia Ahmed) | Safura Tower (9th Floor) 20 Kemal Ataturk Avenue, Banani C/A, Dhaka – 1213 Bangladesh. | Director | 12,600,000 | 33.16% | 23.76% |
| aamra resources ltd. (Represented by Mr. Syed Farhad Ahmed & Ms. Fahmida Ahmed) | Safura Tower (9th Floor) 20 Kemal Ataturk Avenue, Banani C/A, Dhaka – 1213 Bangladesh. | Director | 4,522,030 | 11.90% | 8.53% |
| Augere Holdings (Netherlands) B.V | 3 Homes Frame Way, Shipton Gorge, Dorset DT6 4TA United Kingdom/A | Shareholder | 8,477,970 | 22.31% | 15.98% |
| Investment Corporation of Bangladesh | 8, D I T Avenue (12-15 Floor), Dhaka, Banglades. | Shareholder | 5,400,000 | 14.21% | 10.18% |

**(xiii) The number of securities of the issuer owned by each of the top ten salaried officers, and all other officers or employees as group, indicating the percentage of outstanding shares represented by the securities owned:**

No officer/executive holds any share of the Company individually or as a group as at December 31, 2015 except the following director(s) of the Company.

| Name of Shareholder | Position | Number of Shares | Shareholding (%) (Pre-IPO) | Shareholding % (Post-IPO) |
|---|---|---|---|---|
| Syed Farhad Ahmed | Managing Director & CEO of aamra networks Ltd. and Nominee Director of aamra resources Ltd. | 100,000 | 0.26% | 0.19% |

## (d) Description of Business

**(i) The date on which the issuer company was incorporated and the date on which it commenced operations and the nature of the business which the company and its subsidiaries are engaged in or propose to engage in:**

aamra networks limited formerly known as Global Online Services Limited was incorporated and commenced its business in Bangladesh under the Companies Act, 1994 on 10 January, 2001 vide registered No. C- 42228(1587)/2001 as a Private Limited Company by shares. The Company changed its name from Global Online Services Limited to aamra networks limited on December 31, 2007. Subsequently, the Company was converted into a Public Limited Company by shares on May 08, 2013. ANL has its rented registered office at Safura Tower (12th Floor), 20, Kemal Ataturk Avenue Banani, Dhaka - 1213. The rented corporate office of the company situated at Faruque Rupayan Tower (17th Floor), 32, Kemal Ataturk Avenue Banani, Dhaka – 1213. Also the Company has a rented liaison office

in SFA Tower (3rd floor) 132, Panchlaish Chittagong – 4203, Bangladesh.
aamra networks limited over the last decade has consistently provided its customers with the state-of-the-art IT communication solutions and services which includes Internet Access, Web Page Development, and Hosting, Leased Port Internet Access, Total Network Solutions, Video Conferencing Solutions, various IT Enabled Support, Software Development and Maintenance Services etc.

**Nature of Business**

aamra networks limited (ANL) is a IT company involved in Leased Bandwidth distribution, IAAS, SAAS and IP enabled value added services. ANL is one of the first private sector licensed Internet Service Provider (ISP) in Bangladesh.

**(ii) Location of the project:**

As aamra networks limited is a service oriented company therefore company does not have any specific project locations. However, most of the existing projects located both in its registered office and in the corporate office of the Company. Also, the location of the upcoming projects have been mentioned in Section – XXII under the head of "**Use of Proceeds**".

**Current PoP Locations of ANL:**

| Sl. No | PoP Name | Location Address |
|---|---|---|
| 01 | Banani | Safura Tower, 20, Kemal Ataturk Avenue, Banani, Dhaka-1213, Bangladesh. |
| 02 | Agrabad POP | Hotel Sainmartin ltd. 25, SK. Mujib Road, Agrabad. |
| 03 | DEPZ PoP | Room no-70, Bepza Complex, Ganakbari, Ashulia,Savar Dhaka |
| 04 | Gulshan-2 NOC POP | Shaptarshee, Road-81, House-8G, Gulshan -2, Dhaka-1212 |
| 05 | Karwan Bazar La vinci POP | Hotel Lavinci, 54 Karwan Bazar C/A,Dhaka |
| 06 | Motijheel PoP | Rahmania International Complex, 28/1/C, Toynabi Circular Road, Motijheel, Dhaka |
| 07 | SFA POP | SFA Tower (3rd floor) 132, Panchlaish Chittagong |
| 08 | Uttara POP | Syed Grand Centre, Uttara Sec-7, Dhaka |
| 09 | Baridhara DOHS PoP | Road-8,House-462,Ground Floor, Baridhara DOHS |
| 10 | Bashundhara PoP | Block-A,Road-2 ,House-82, Ground floor Bashundhara R/A |
| 11 | CEPZ POP | CEPZ , Chittagong , Bangladesh |
| 12 | Coxs Bazar POP | Albatross Resort, Kolatoli Beach, Cox's Bazar |
| 13 | Gazipur POP | Bagdad Tanzia Tower,A-G,Tangail Road,Gazipur Chowrasta, Gazipur. |
| 14 | Gulshan Avenue PoP | Navana Tower Shopping Complex, 45, Gulshan Avenue, Gulshan-1, Dhaka - 1212, Bangladesh |
| 15 | Mirpur POP | Grand Prince Hotel Paradise Plaza, Com.Plot no. 6 & 11, Block-B, Mirpur-1, Dhaka-1216, Bangladesh |
| 16 | Tejgoan PoP | Samah Razor Blades Industries Limited 247/248, Tejgaon I/A Dhaka |
| 17 | UEPZ PoP | Evergreen Factoroy Ltd, Nilphamari EPZ |
| 18 | AEPZ PoP | Room no#101, Ground Floor, Zone Service Complex building, Adamjee EPZ, Shiddhirganj, Narayanganj. |
| 19 | Bogra SS complex POP | SS complex , Mofij Paglarmor, Sherpur road, Bogra Shador, Bogra |
| 20 | Sarker Market- Jamgora | Jamgora, Narshingpur, Ashulia |
| 21 | Seedstore PoP | Seed Store Bazar, Maona |
| 22 | Shirir Chala PoP | Shirir Chala, Notun Bazar road, Maona |
| 23 | Khilgaon POP | 200A,Nahar Tower,Khilgaon Railgate |
| 24 | Gazipura (Masco) POP | 221,225 Khartail, Shataish Road, Gazipura, Masco Cottons Ltd, Dhaka-Mymensingh Highway, Tongi, Dhaka |
| 25 | Mohammadpur PoP | Japan Garden City Ltd., 24/A Tajmahal Rd, Dhaka 1207, Bangladesh |
| 26 | Gulshan Wintel PoP | Road-113,orion Tower,Ground Floor,Gulshan 2 |
| 27 | Dhanmondi POP | Stamford University, 744, Satmosjid Road, Dhanmondi |
| 28 | Kumira POP | Kumira, Chittagong. |
| 29 | Niketon PoP | Ja-3 Mohakhali Werless Get Akij Para, Rd No 1, Dhaka. |

| | | |
|---|---|---|
| 30 | Nikunja Pipex | House-19, Road-19, Nikunja-2, Dhaka 1229 |
| 31 | Rangamati POP | (1st Floor) Rangamati Satellite Cable, Banorupa, Busstand,Rangamati. |
| 32 | Coats POP | Coats Bangladesh Ltd. Fouzderhat Industrial Estate, Sagorika Road, P.O. Customs Academy, Chittagong, BD. |
| 33 | CCL POP | Chittaong Communications Limited, Mannan Bhaban, 156, noor ahmed sarak, chittagong -4000 |
| 34 | KEPZ POP | KEPZ Zone Service Complex, North Potenga, Chittagong. |
| 35 | Khulshi POP | Hilltop Inn House 6, Rd 2, Khulshi Chittagong. |
| 36 | Azadi POP | Dainik Azadi Newspaper, Chittagong 9, CDA Commercial Area,Momin Road,Chittagong. |
| 37 | Bogra Mir PoP | Amicus Center lavel-7, Sherpur, Bogura-5800 |
| 38 | Halishahar POP | Road 2, lane-3 Gate-9, k Block, Gideon school halishahar chittagong |
| 39 | Kalurghat pop | Shore to Shore (BD) Ltd., Kalurghat BSCIC Industrial Area, Chittagong 4208. |
| 40 | Mir PoP Narayanganj | 62 Water Works Road, Godnail, Narayanganj-1400 |
| 41 | Khulna PoP (Khulna Vision) | K. vision: 46/1 Cemetery Road, Shantidham Morh, Cemetery Rd, Khulna 9100 |
| 42 | Khulna PoP (Khulna Railway) | Khulna Railway station |
| 43 | Nilphamari-RO PoP | Nilphamari Sadar |
| 44 | Sreepur POP GP | Sreepur Railway station |
| 45 | Tangail PoP | Tangail Railway station |
| 46 | Rangpur PoP | Rangpur Railway station |
| 47 | Syedpur PoP | Syedur Railway station |
| 48 | Ctg. Air Port POP | Shah Amanat Inter'L Airport, South Patenga, Chittagong-4206. |
| 49 | Chandora PoP | Interstoff apparels ltd. Palli Bidyut bus stand, Chandora, Kaliakoir, Gazipur |
| 50 | Sylhet Mir PoP | Mirzajangal, Sylhet |
| 51 | Sylhet Shahazibazar | Sylhet Shahazibazar |
| 52 | Rajshahi PoP | Shaheb Bazar, Rajshahi |
| 53 | Konabari PoP | Konabari, Gazipur |
| 54 | Hemayetpur PoP | Hemaytepur Bus Stand, Savar |

**(iii) Plant, machinery, technology, process, etc:**

aamra networks limited  does not manufacture any end product. So the company does not need a plant or related major machineries.

**Data Center for internal use of aamra networks limited**

aamra networks limited has Data Center for its internal use. Through Data center facility, ANL can ensure our data security backup, disaster recovery etc. all under cloud platform.

Our network architecture in Data Center ensures the following features:

- Advanced network architecture
- Raised floor climate controlled environments
- Enterprise Level Environment Management System
- Closed circuit video surveillance
- Security personnel
- On-line power back-up system (batteries and diesel generators)
- 24x7 network monitoring
- Knowledgeable on site engineers
- Redundant Internet connections

**Wi-Fi Setup**

aamra networks limited has diversified its portfolio by setting up high-speed internet WiFi hotspots all over Bangladesh. ANL has established the widely-reached network of Wi-Fi hotspots in the country. Currently aamra has more than 500 hotspot locations in strategic metropolitans' and the company envisions establishing 1500 hotspots by the end of year 2017 from the IPO proceeds.

**Infrastructure Backbone**

Network operations center (NOC) is a central location from which ANL network administrators manage, control and monitor one or more networks. We have NOC in different locations throughout Dhaka in Banani, Gulshan, Uttara, Karwan Bazar, Motjheel, DEPZ and Chittagong.

ANL's NOCs are vital technically sensitive network infrastructure in Bangladesh. We use state-of-the-art cutting edge technology in NOC which is of the best quality latest hardware available in the market.

Point of presence (POP) is the point at which two or more different networks or communication devices build a connection with each other. ANL has 54 POPs throughout the country. Fiber Optic Connectivity is used to connect between NOC and POP and POP to end user's location.

**(iv) Details of the major events in the history of the issuer, including details of capacity/facility creation, launching of plant, products, marketing, change in ownership and/or key management personnel etc:**

**Related to formation of the company:**

- Date of Incorporation: January 10, 2001
- Conversion of Private to Public Limited Company: May 08, 2013
- Name Change (Global Online Services Limited to aamra networks limited): December 31, 2007

**Capacity/facility creation, launching of plant, products, marketing:**

- First internet Bandwidth lunching with BTCL 10 MBPS on May 24, 2006.
- September 2012 it stands at 1000 MBPS
- December 2015 it stands at 14000 MBPS

**Change in ownership and/or key management personnel:**

- The company started with 5 sponsors. As on December 31, 2015, no other promoters hold any shares of ANL except Texas Resources Ltd. (now aamra resources ltd.).
- Founder Chairman Mr. Syed Faruque Ahmed representing Texas Electronics Ltd. is also chairman till today.
- Managing Director is holding the position from the inception.
- Mr. Mahbub Mustafizur Rahman has been appointed on February 07, 2016 as Independent Director.

**(v) Principal products or services of the issuer and markets for such products or services. Past trends and future prospects regarding exports (if applicable) and local market, demand and supply forecasts for the sector in which the product is included with source of data:**

| SL | Name of Principal Products or Services | Markets for Products or Services |
|---|---|---|
| (A) | Internet Bandwidth, Equipment & Others | Local Market |
| (B) | IT Support & Software | Local Market |

**A. Internet Bandwidth, Equipment Sale & Others:**

**(a) Internet Bandwidth:**

aamra networks limited (ANL) is one of the first Internet Service Providers (ISPs) in Bangladesh starting its operation in 2001 with a view to provide Internet access for Business houses only. Clients go beyond boundary with ANL's Leased Line Internet Access. ANL offers a suite of high speed interconnected redundant backbones with round the

clock proactive monitoring. Few achievements of ANL Internet service are:

- BEPZA partner Connectivity in all EPZs covering significant number of plot holders
- Seamless connection- data travels smoothly around the world (and back) with fewer delays due to strategically located global exchange points
- Bangladeshi company having private peering with Google and Facebook
- Deployed free Wi-Fi in most frequented campuses, clubs, restaurants, hotels, shopping centers, hospitals, airports all over Bangladesh
- Offer professional ticketing system for customer care, introduced 24/7 contact centers facilities & independent third-party proactive monitoring system for all the active devices and customer routers/gateways

**(b) Equipment Sale**

To deliver state-of-the art IT solution, ANL requires a stack of equipments for setting up the network backbone that ensure optimal access and speed. Internet & IT Enabled Value Added Services (ITES) equipment options that ANL offers for networking services ensure seamless connectivity, security and ease of Internet use. Some of the equipments that ANL offers are Audio & video equipment, Security & surveillance equipment, Radio device & related equipment, Switch & router, Computer & related accessories, Fiber optic cable, Fiber optic equipment, LAN accessories and Power, UPS & related accessories.

**B. IT Support & Software:**

**IT Support**
aamra networks limited (ANL) provides IT Infrastructure Management Service to satisfy your company's information technology needs. By subscribing to this solution, our clients are able to completely focus on their core business rather than dealing with their internal IT issues. ANL takes all the responsibilities of your infrastructure and LAN maintenance by our highly skilled & experienced personnel who goes to client end to solve their IT issue on payment basis. Our infrastructure outsourcing services help clients reduce costs and gain efficiency, flexibility and scalability.

<u>Contact Center Support</u>

ANL is the first among the ISPs to offer professional ticketing system for customer care, introduced 24/7 Contact Centre support facilities with dedicated customer relationship managers. Our Contact Center facility handles incoming or outgoing customer calls round the clock to clarify the queries & provide IT support. A contact center agent handles account inquiries, customer complaints, support issues etc.

**Software**
aamra networks limited is a leading System Integrator (SI) in Bangladesh. ANL customizes standardized software according to local context. We develop custom applications and business software. Such applications automate everyday workflow of a company or organization and makes life easier. Our technical professionals have experience in their specialized arena of expertise.

ANL also ensure after sales services, Networking solutions and Value added services such as Software Installation, management and administration services. ANL offers number of software services like:

**NoSpam Solution**: Integrated hardware and software solution for complete protection of your email server. It provides a powerful, easy to use, and affordable solution to eliminating spam and viruses of your email.

**Networking Monitoring Solution:** It is a complete solution to monitor network devices & servers of small & medium server rooms. It identifies the areas of network problems and helps to take proactive action.

**Ticketing System**: HelpDesk is a browser-based application where your customers and staff access and raise tickets regarding technical issues. It is an intuitive interface that makes it easy for customers to find the solutions of their problems instantly.

**Email & Web Hosting Solution**: ANL provides email as a service under Microsoft and Zimbra Platform. Our email solution in cloud platform is effective for Enterprise-grade infrastructure and security.

**School Management System:** It is an organized communication tool for Students, Parents, Teachers and Management. With multiple channels of communications like emails, SMS, portal, audio and video and so on, School Management System is a solution to benefit education institutes.

**Total Office Solution:** It is Business E-mail and hosting solution that leverages your resources with a premium outsourced email solution. It's priced to give you a real return on your communication by helping to prevent sabotage, accidental loss and unnecessary downtime of email system.

**Employee Management System (EMS):** The System is designed for all kinds of business to undertake the responsibility of the entire time and attendance issue of company. It is process management software that allows an organization to use a system of integrated applications to manage the business and automate many back office functions related to technology, services and human resources.

**Website Services**

ANL develops Web Page & Networking Installation & Website Hosting to the clients. Things that are considered during website design are adhering to web design standards, designing to usability guidelines, minimizing download times, designing for visitors and search engines.

**Past Trends and Future Prospects Regarding Exports (if applicable) and Local Market:**

We have no past trends regarding exports. Future prospects regarding exports not applicable for ANL since the Company does not export.

**Demand and Supply Forecasts for the Sector:**

The IT Sector, especially internet service related business is expected to grow in a positive manner in the upcoming years. The country's internet user base has crossed the 6-crore mark. According to Bangladesh Telecommunication Regulatory Commission data released on April 18, 2016, the total number of internet subscribers reached 6.13 crore in March, adding 30 lakh news subscribers in the month. The record shows that number of internet subscriber reached five-crore user landmark in July last year (2015), and in the following nine months it added one crore active internet connections. That indicates that the demand of Internet will have a positive boom in the recent years and supply must be ensured to meet such demand.

**(vi) If the issuer has more than one product or service, the relative contribution to sales and income of each product or service that accounts for more than 10% of the company's total revenues:**

| Particulars | Internet, Equipment Sale & Others | IT support & software | Total |
|---|---|---|---|
| | 2015 (Amount in BDT) | | |
| Revenue | 419,738,811 | 222,592,580 | 642,331,391 |
| Variable Cost | (213,354,292) | (34,514,215) | (247,868,507) |
| **Contribution Margin (CM)** | **206,384,519** | **188,078,365** | **394,462,883** |
| **CM Percentage (%) of total sales** | **49.17%** | **84.49%** | **61.41%** |
| Fixed Cost | (90,802,316) | (46,494,819) | (137,297,135) |
| **Gross Profit** | **115,582,203** | **141,583,546** | **257,165,748** |
| Operating expenses | (78,317,531) | (42,222,435) | (120,539,966) |
| **Operating Profit** | **37,264,671** | **99,361,110** | **136,625,782** |

**(vii) Description of associates, subsidiary and holding company of the issuer and core areas of business thereof:**

The Company has no associates, subsidiary and holding company.

**(viii) How the products or services are distributed with details of the distribution channel. Export possibilities and export obligations, if any:**

**Sales and Marketing**

ANL is in the business of Leased Bandwidth, IP enabled value added services and equipment sales. The company uses Direct Marketing and Sales processes thus ensuring customer focus, satisfaction and accountability. The Company sales its products and services directly to the customers. Moreover, the Company maintains stocks for quick delivery to customer.

**Capacity Distribution Flow Chart**

The company is authorized to sell or lease Bandwidth & Capacity services nationwide through its multiple Point of Presence (POPs) throughout the nation.

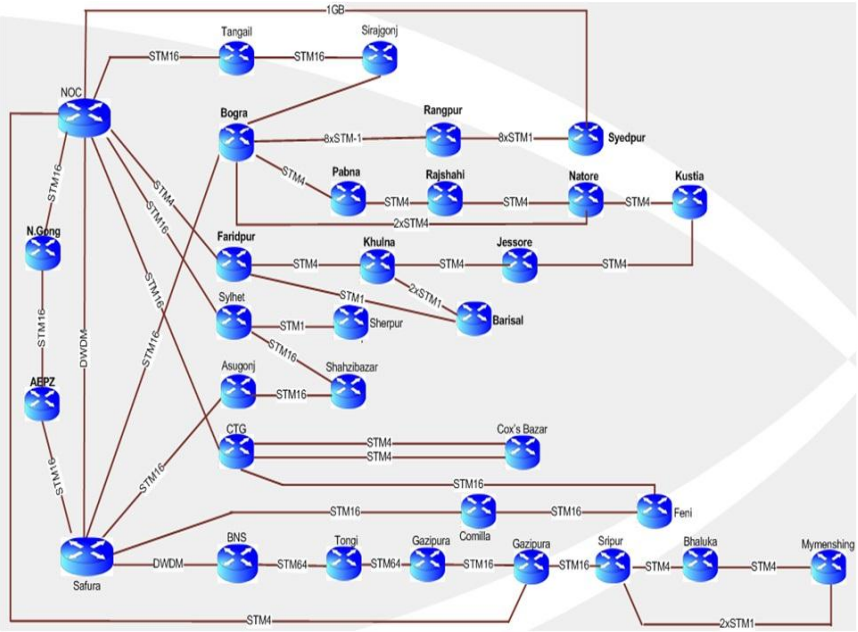

## Support Service Process

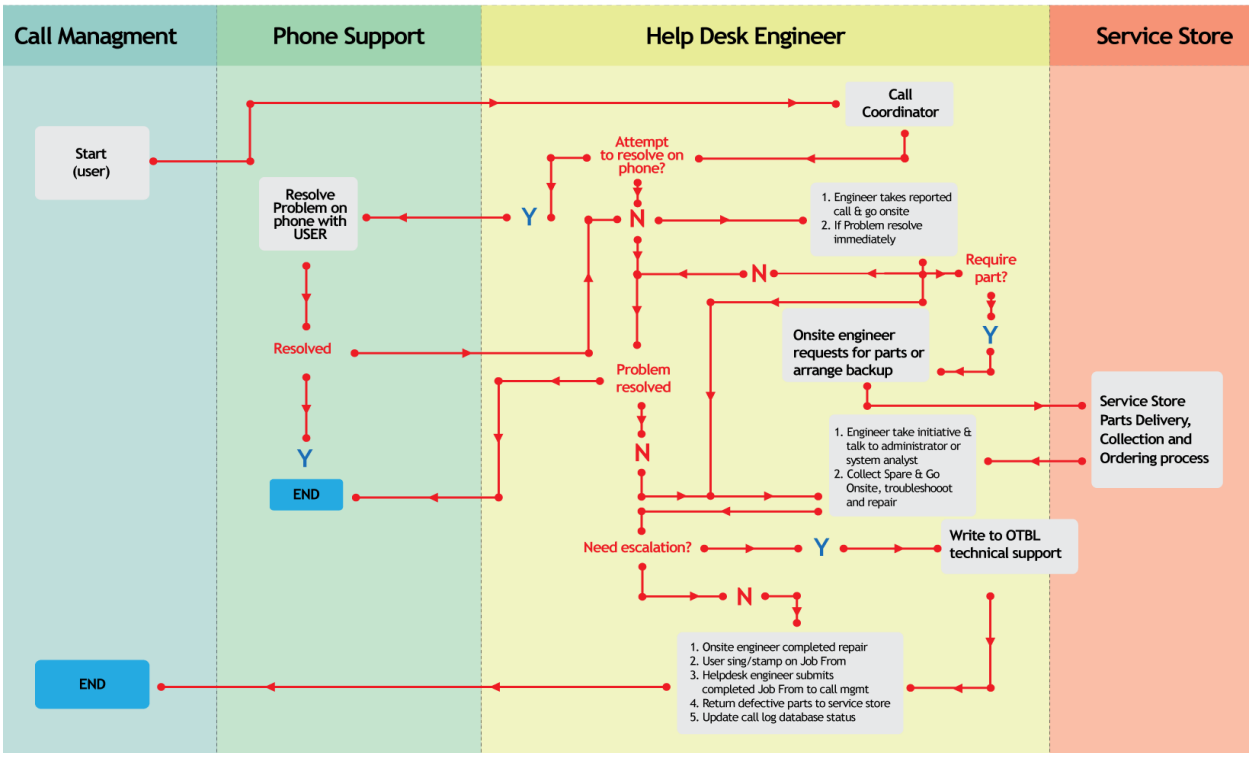


**Export possibilities and export obligations**

Since aamra networks limited operates in the local market therefore export possibilities and export obligations are not applicable for the Company.

**(ix) Competitive conditions in business with names, percentage and volume of market shares of major competitors:**

In Bangladesh a number of listed companies are engaged in IT Sector. Major competitors are:

| | |
|---|---|
| 1. aamra technologies limited | 5. Intech Limited |
| 2. Agni Systems Ltd. | 6. Information Services Network Ltd. |
| 3. BDCOM Online Ltd. | 7. IT Consultants Limited |
| 4. Daffodil Computers Ltd. | |

Apart from this, as per annual report of the listed companies and audited financial statements of aamra networks limited, the sales amounts are presented below:

| Name of the Company | Sales Amount during 2014-15 (BDT) | Year End |
|---|---|---|
| aamra networks ltd. | 662,948,637 | 31st December |
| Daffodil Computers Ltd. | 478,577,029 | 30th June |
| BDCOM Online Ltd. | 361,553,343 | 30th June |
| Agni Systems Ltd. | 311,984,468 | 30th June |

There is no data available regarding market shares of the respective listed company in their annual report.

**(x) Sources and availability of raw materials, names and addresses of the principal suppliers and contingency plan in case of any disruption:**

Most of the raw materials of aamra networks limited are procured from local sources. The name of the principal suppliers are given below:

| SL. | Name of Principal Suppliers | Address | Type of Raw Material Purchase |
|---|---|---|---|
| 1 | aamra technologies ltd | Faruque Rupayan Tower, 9th Floor, 32, Kemal Ataturk Avenue Banani,Dhaka - 1213 | IIG Bandwidth<br>Equipment |
| 2 | Fiber @ Home Ltd. | House# 7/B, Road # 13,Gulshan-1,Dhaka-1212 | Fiber Lease Rent (Under Ground Cable) |
| 3 | Summit Communications Ltd. | Summit Centre,18,Kawran Bazar C/A,Dhaka-1215 | Fiber Lease Rent (Under Ground Cable) |
| 4 | Grameenphone Ltd. | GPHOUSE Bashundhara, Baridhara, Dhaka-1229. | E1 Link |

**Contingency plan in case of any disruption:**

As number of suppliers of raw materials are plenty in the market, if one supplier fails to provide raw material there are always other suppliers available. So there is no possibility of disruption.

**(xi) Sources of, and requirement for, power, gas and water; or any other utilities and contingency plan in case of any disruption:**

| Utilities | Sources and Requirement | Contingency plan |
|---|---|---|
| **POWER** | At present total monthly requirement of power is 85 KVA for its rented corporate office and rented registered office. DESCO (Dhaka Electric Supply Company Limited) is supplying electricity to ANL. All the tenants in the rented office premises pay monthly power bill proportionately. All the tenants in the rented office premises pay monthly power bill proportionately. | The Company uses diesel generators as standby with the total capacity of 38 KVA in case of any power disruption. ANL have implemented automated load balancing, monitoring and management tools that intelligently shifts the usage of generators and UPSs thus increasing the life expectancy and efficient use of power. |
| **GAS** | ANL is a service oriented company therefore it does not use any gas. | Since the company is engaged in service oriented operations hence there is no particular contingency plan for gas supply. |
| **WATER** | WASA (Water Supply & Sewerage Authority) provides the water supply of ANL. All the tenants in the rented office premises pay monthly water bill proportionately. | Since the company is not engaged in any manufacturing operations hence there is no particular contingency plan for water supply. |

**(xii) Names, address(s), telephone number, web address, e-mail and fax number of the customers who account for 10% or more of the company's products /services with amount and percentage thereof:**

No customer purchase 10% or more of the Company's products or services.

**(xiii) Names, address(s), telephone number, web address, e-mail and fax number of the suppliers from whom the issuer purchases 10% or more of its raw material/ finished goods with amount and percentage thereof:**

| Suppliers Name, Address, Telephone Number | Web Address | E-mail | Fax Number | Amount in BDT (2015) | Percentage (%) |
|---|---|---|---|---|---|
| **Name:** aamra technologies limited<br>**Address**: Faruque Rupayan Tower,9th Floor, 32, Kemal Ataturk Avenue, Banani ,Dhaka – 1213<br>**Telephone Number** : +88029822046 | www.aamra.com.bd | Info.technologies@aamra.com.bd | +88-02-9820605 | 81,705,186 | 31.20% |

**(xiv) Description of any contract which the issuer has with its principal suppliers or customers showing the total amount and quantity of transaction for which the contract is made and the duration of the contract. If there is not any of such contract, a declaration is to be disclosed duly signed by CEO/MD, CFO and Chairman on behalf of Board of Directors:**

The company has agreement with the following principal suppliers for technical support:

| Name | Duration of the Contact | Transacted Amount During 2015 (BDT) | Transacted Quantity |
|---|---|---|---|
| aamra technologies ltd. | Valid till July 31, 2016 ( Yearly Auto Renewal) | 146,104,376 | N/A |
| Fiber @ Home Ltd. | Valid till March 18, 2017 (Auto Renewal) | 79,861,987 | N/A |
| Summit Communications Ltd. | Continuing Contract unless 90 days prior Notice | 27,225,042 | N/A |
| Grameen Phone Ltd. | Valid till November 18, 2018 | 9,879,660 | N/A |

The company has agreement with the following principal customers:

| Name | Duration of the Contact | Transacted Amount During 2015 (BDT) | Transacted Quantity |
|---|---|---|---|
| Lafarge Surma Cement Ltd | Valid till June 30, 2017 | 37,406,343 | N/A |
| Unilever Bangladesh Ltd. | Valid till March 31, 2017 | 23,054,278 | N/A |
| ABB Ltd. | Valid till Decmber 31, 2016 (Yearly Auto Renewal) | 17,854,227 | N/A |
| Chevron Bangladesh Ltd. | Valid till September 09, 2017 | 4,056,438 | N/A |

**(xv) Description of licenses, registrations, NOC and permissions obtained by the issuer with issue, renewal and expiry dates:**

| Particulars | License Issuer/ Issuing Authority | Registration/Certificate/ License No. | Issue Date | Renewal Date | Expiry Date |
|---|---|---|---|---|---|
| Certificate of Incorporation (In the name of Global Online Services Lmited) | Registrar of Joint Stock Companies and Firms (RJSC) | C-42228(1587)/2001 | January 10th, 2001 | N/A | N/A |
| Name Change Certificate | Registrar of Joint Stock Companies and Firms (RJSC) | C-42228 | December 31, 2007 | N/A | N/A |
| TIN Certificate | National Board of Revenue (NBR) | 558636499973 | August 05, 2013 | N/A | N/A |
| VAT Registration Certificate | Customs, Excise & VAT (Motijheel Division) | VAT Reg. No: 18131069802 Area Code: 180303 | February 12, 2013 | N/A | N/A |
| Export Registration Certification (ERC) | Office of the Chief Controller of Export & Import | R 82943 | September 19, 2006 | September 25, 2016 | June 30, 2017 |
| Import Registration Certificate (IRC) | Office of the Chief Controller of Export & Import | B 0173336 | September 19, 2006 | September 02, 2016 | June 30, 2017 |
| Trade License | Dhaka City Corporation | 03-040100 | July 23, 2015 | August 08, 2016 | June 30, 2017 |
| Internet Service Provider License | Bangladesh Telecommunication Regulatory Commission | BTRC/LL/ISP-Nationwide(132)aamra/2010-120 | June 30th, 2010 | June 30, 2015 | June 29, 2020 |
| ISPBA Certificate | Internet Service Providers Association of Bangladesh | Membership ID: 10 | N/A | 2017 | December 31, 2017 |

| | | | | | |
|---|---|---|---|---|---|
| MCCI Certificate | Metropolitan Chamber of Commerce & Industry | Membership No. 286 | January 18, 2017 | January 18, 2017 | December 31, 2017 |
| BCS Certificate | Bangladesh Computer Samity | Membership No.-277 | January 15, 2017 | January 15, 2017 | December 31, 2017 |
| ISO 9001:2008 Certification | ISOQAR Ltd | Certificate No. 3738 | November 06, 2015 | November 06, 2015 | September 15, 2018 |
| BASIS | Bangladesh Association of Software & Information Services | Membership No.-G678 | 2016 | N/A | December 31, 2017 |

**(xvi) Description of any material patents, trademarks, licenses or royalty agreements:**

There is no material patents, trademarks, licenses or royalty agreements except-

**Internet Service Provider (ISP) License:**

| Particulars | Description |
|---|---|
| **Name of the License** | Internet Service Provider (ISP) License |
| **Issuing Authority:** | Bangladesh Telecommunication Regulatory Commission; |
| **License Granted For:** | Providing Internet Service; |
| **Tenure:** | For a period of 5 (five) years with effect from 30th day of June 2010 to 29th day of June 2015 and thereafter renewable from year to year; |
| **Scope of Services:** | Build, maintain, operate and provide Internet service, for Internet and Domestic Data Communication Service of point-to-point Domestic Data Circuit (excluding Voice Communication); |
| **Renewal:** | An application for renewal of license, along with all relevant documents and fees shall have to be submitted to the Commission by the Licensee on or before 29th June of each year. If application for renewal is not submitted by the Licensee within the stipulated time the License shall not be eligible for consideration of renewal *(as per Clause – 2.02);* |
| **Compliance:** | The Licensee shall comply with all terms and conditions of this License, applicable law including the Bangladesh Telecommunication Act, 2001 and any applicable subsidiary legislation and all directions issued by the Commission from time to time *(as per Clause – 4.06)*. |

**Royalty Agreement**:

| Particulars | Description |
|---|---|
| **Parties:** | Between aamra holdings limited (AHL) and aamra networks limited (ANL) |
| **Date of the Agreement:** | 1st day of January, 2015 |
| **Purpose of the Agreement:** | Permission to use the Trademark |
| **Tenure:** | Agreement shall be valid for a period of 5 years (after which Term this Agreement may be renewed on terms and conditions mutually agreed upon by both the Parties hereto in writing |
| **Royalty Fee:** | ANL shall pay a royalty calculated at a rate not more than 8% annually on the basis of Net Profit before Tax of ANL or a minimum of Tk. 15,00,000 (Fifteen Lac only) per annum during the tenure of this Agreement. All payment shall be subject to the payment of tax and other levies as applicable under the laws of Bangladesh *(as per Clause – 4);* |
| **Rights of ANL to terminate the Agreement** | ANL will have the right to terminate this Agreement immediately upon giving a notice in writing to AHL in the event that any of the events mentioned below occur:<br>(i) if AHL commits a material breach of any of the provisions of the Agreement;<br>(ii) if any person enters into possession of any of the assets of AHL by virtue of liquidation, receivership, enforcement of security or any similar process;<br>(iii) if AHL goes into liquidation, whether voluntary or compulsory. |

**(xvii) Number of total employees and number of full-time employees:**

**As on December 31, 2015**

| Full-time Employees | Part-time Employees | Total |
|---|---|---|
| 327 | - | 327 |

**(xviii) A brief description of business strategy:**

Key strategic objectives of ANL:

1. Introduce new and cutting-edge products and technology which contributes towards building long-lasting and sustainable relationship with businesses and consumers.
2. Concentrate on product and service diversification (enhancing Wi-Fi, Data Center and Infrastructure capacity) and continuously evolve our corporate portfolio.
3. Increase organizational capacity and competence to enhance our already existing reputation of being a "reliable IT brand" amongst the financial institutions, local and international conglomerates and MNCs.
4. Expand both nationally (throughout the country) and internationally (starting with different parts of Asia) in terms of product/service offerings and build a strong logistical network to support this expansion.
5. Explore the newest technologies and build one of the best tech R&D teams of Bangladesh.
6. Ensure premium international standard of service delivery, quality management and increase organizational capacity to adapt to international IT best practices.
7. Increase communication and relationship with like-minded organizations, service providers, vendors and other concerned stakeholders.
8. Build sustainable, long-lasting and fruitful business relationship with our investors.

**(xix) A table containing the existing installed capacities for each product or service, capacity utilization for these products or services in the previous years, projected capacities for existing as well as proposed products or services and the assumptions for future capacity utilization for the next three years in respect of existing as well as proposed products or services. If the projected capacity utilization is higher than the actual average capacity utilization, rationale to achieve the projected levels:**

Since aamra networks limited is a service oriented business therefore above mentioned information is not applicable for the Company. However, existing installed and future capacity & utilization of Internet Services are given below:

| Internet Services | Existing | | | Projected | | |
|---|---|---|---|---|---|---|
| | 2013 | 2014 | 2015 | 2016-17 | 2017-18 | 2018-19 |
| Capacity (Monthly) in mbps | 2,500 | 5,000 | 15,000 | 21,000 | 27,000 | 30,000 |
| Capacity Utilized (Monthly) in mbps | 1,600 | 4,200 | 13,390 | 19,800 | 25,000 | 28,000 |
| % | 64% | 84% | 89% | 94% | 93% | 93% |

The Company has projected that the capacity utilization will be increased. As the total market is increased day by day and market share of the company is increasing. Also, the Company is planning for expansion as mentioned in the "Use of Proceeds". Hence, the management of the Company thinks that the projected capacity is attainable.

## (e) Description of Property

**(i) Location and area of the land, building, principal plants and other property of the company and the condition thereof:**

**(As per Audited Accounts)**

| Name of the Assets | December 31, 2015 | | Total |
|---|---|---|---|
| | Except EPZ Project | EPZ Project | |
| Land and Land Development | 198,344,514 | - | 198,344,514 |
| Furniture & fixture | 912,380 | 154,593 | 1,066,973 |
| Office equipment | 20,146,524 | 579,948 | 20,726,472 |
| Electric installation | 1,019,612 | - | 1,019,612 |
| Telephone installation | 117,897 | - | 117,897 |
| Computer & computer equipments | 4,851,328 | 216,101 | 5,067,429 |
| Data center | 23,493,835 | - | 23,493,835 |
| Fiber optic cable & equipment | 56,177,236 | - | 56,177,236 |
| Infrastructure & backbone equipments | 227,910,405 | 1,858,231 | 229,768,636 |
| Motor vehicle | 6,548,035 | - | 6,548,035 |
| Office decoration | 27,365,080 | 917,656 | 28,282,736 |
| WiFi equipment & installation | 28,890,543 | - | 28,890,543 |
| **Total** | **595,777,391** | **3,726,529** | **599,503,920** |

The Company has 92 decimals of land in located as under:

**Location of the land:** East Nasirabad, Ward No - 8, PS - Panchlaish, Chattagong

| Deed No. | Date | J.L. No. | Khatian No. | Plot No. | |
|---|---|---|---|---|---|
| | | | BS | RS | BS |
| 18685 | 24/02/14 | 6 | 298 | Part 174,176,1336,1338,1339,1343 | 690 |

The company has no building and plants of its own. Most of the property mentioned above except the land are located in its rented registered office (Safura Tower (12th Floor), 20, Kemal Ataturk Avenue Banani, Dhaka - 1213) and corporate office (Faruque Rupayan Tower (17th Floor), 32, Kemal Ataturk Avenue Banani, Dhaka – 1213)

**(ii) Whether the property is owned by the company or taken on lease:**

The Company has no leasehold property except land (Lesee - aamra networks limited, Lessor - Government of the People's Republic of Bangladesh, Lease Allotment Date – November 14, 1957, Lease Period – 99 years) and those mentioned in under the head operating lease agreement and financial lease commitment in the last five years under the section 'Plan of Operation and Discussion of Financial Condition'.

**(iii) Dates of purchase, last payment date of current rent (খাজনা) and mutation date of lands, deed value and other costs including details of land development cost, if any and current use thereof:**

| Dates of purchase | Mutation date | Last payment date of current rent | Plot No. | Deed Value | Registration Cost | Land development cost | Area of Land (Decimal) | Muted Area of Land (Decimal) | Current Use |
|---|---|---|---|---|---|---|---|---|---|
| 25/02/2013 | 29/01/2015 | Up to 1423 (Bangla year) | 40, Industrial Area | 166,850,000 | 23,389,237 | 8,105,277 | 92 | 92 | Vacant land |

**Details of land development cost**

| Particulars | Amount in BDT |
|---|---|
| Sand Filling: local sand , soil, with labor & carrying, (CFT 456,718 @ BDT 17.75) | 8,105,277 |
| **Total** | **8,105,277** |

**(iv) The names of the persons from whom the land has been acquired/ proposed to be acquired along with the cost of acquisition and relation, if any, of such persons to the issuer or any sponsor or director thereof:**

| Transferor | Transferee | Relationship | Asset | Deed No. | Date of Acquisition | Amount of Land (Decimals) | Deed Value (BDT) | Selling Price (BDT) | Method of Price Determination |
|---|---|---|---|---|---|---|---|---|---|
| Mr. Syed Faruque Ahmed | aamra networks limited | Chairman | Land | 3103 | 25/02/2013 | 92 | 166,850,000 | 166,850,000 | Present value at the time of Acquisition |
| Mr. Syed Farhad Ahmed | | MD & CEO | | | | | | | |
| Ms. Syeda Farida Ahmed | | Mother of Mr. Syed Faruque Ahmed, Chairman & Mr. Syed Farhad Ahmed, MD of ANL | | | | | | | |
| Ms. Syeda Amina Ahmed | | Sister of Mr. Syed Faruque Ahmed, Chairman & Mr. Syed Farhad Ahmed, MD of ANL | | | | | | | |
| **Total** | | | | | | **92** | **166,850,000** | **166,850,000** | |

**(v) Details of whether the issuer has received all the approvals pertaining to use of the land, if required:**

The Company does not require any approvals pertaining to use of the land. There is no restriction/limition/ time bar attached to the land relating to its usability and transferability.

**(vi) If the property is owned by the issuer, whether there is a mortgage or other type of charge on the property, with name of the mortgagee:**

| Name of the Properties which is under mortgage | Name of the mortgagee |
|---|---|
| All assets both fixed and floating, presents and future, machineries & equipments, furniture and fixtures, office equipments, book debts, receivables, stocks, accounts, raw materials etc. as per Schedule of the Letter of Hypothecation. | Shahjalal Islami Bank Limited, Banani Branch, Dhaka-1213. |

There is no or other type of charge.

**(vii) If the property is taken on lease, the expiration dates of the lease with name of the lessor, principal terms and conditions of the lease agreements and details of payment:**

**AUDITORS' CERTIFICATE REGARDING SUMMARIZED STATUS OF LAND INCLUDING OWNERSHIP HISTORY AND REMAINING LIFE OF LEASE HOLD LAND**

This is to certify that as appeared from our examination of deeds and documents provided by aamra networks Ltd. And as produced to us for verification, and explanations given by the management, land owned by the company has the following status-

| | |
|---|---|
| **Location of the Land** | : East Nasirabad, Ward No - 8, PS - Panchlaish, Chattagong. |
| **Nature of Land** | : Industrial. |
| **Plot No.** | : 40 Industrial Aear. |
| **Mouza** | : East Nasirabad. |
| **J. L. No.** | : 6 |
| **R. S. Plot No.** | : Part 174, 176, 1336, 1338, 1339 and 1343. |
| **B. S. Khatian No.** | : 298 |
| **B. S. Plot No.** | : 690 |
| **Total Area** | : 0.9200 Acres. |
| **Lease Allotment Date** | : 14/11/1957 |
| **Lease Period** | : 99.00 Years. |
| **Remaining Life** | : 40.75 Years. |
| **Khajna Paid** | : Upto 1423 (Bangla year). |
| **Mutation Status** | : Done in the name of aamra networks limited on 29/01/2015. |
| **Ownership Status** | : Leasehold. |

**Ownership history** :

| Present Owner | Name of the Sellers | Relationship | Share of land | Deed No. | Date of Acquisition | Deed Value Taka |
|---|---|---|---|---|---|---|
| aamra networks limited | a) Syeda Farida Ahmed | Mother of Syed Faruque Ahmed, Syed Farhad Ahmed and Syeda Amina Ahmed | 12.50% | 3103 | 25/Feb/13 | 166,850,000 |
| | b) Syed Faruque Ahmed | Son of Syeda Farida Ahmed | 35% | | | |
| | c) Syed Farhad Ahmed | Son of Syeda Farida Ahmed | 35% | | | |
| | d) Syeda Amina Ahmed | Daughter of Syeda Farida Ahmed | 17.50% | | | |

Sd/-

Place: Dhaka
Dated: April 20, 2016

**K.M .HASAN & CO.**
**Chartered Accountants**

**(viii) Dates of purchase of plant and machineries along with sellers name, address, years of sale, condition when purchased, country of origin, useful economic life at purchase and remaining economic life, purchase price and written down value:**

Since ANL is a service oriented company therefore plant and machineries are not associate with the operation of the company. However, the Company use some equipment namely computer & computer equipment, Fiber optic cable & equipment, Infrastructure & backbone equipment, Data Center (combination of equipment) to render service to its customers. List of equipment are given below:

| Name of equipment | Nos. | Date of Purchase | Name of supplier | Address of supplier | Year of Sale | Condition | Country of origin | Useful Economic Life at purchase | Estimated Remaining Useful Life | Total purchase price with other cost* (Amount in BDT) | Written down value (Amount in BDT) |
|---|---|---|---|---|---|---|---|---|---|---|---|
| Online Ups | 2 | 1-Feb-12 | Power-Link Electronics & Comput | 1254/1, East Shewrapara (Matborer Pukur par), 1st floor, Mirpur, Dhaka-1216 | N/A | Brand New | Chain | 5 Years | 1 Year | 90,000 | 40,691 |
| Ofline Ups | 32 | 1-Feb-12 | Power-Link Electronics & Comput | 1254/1, East Shewrapara (Matborer Pukur par), 1st floor, Mirpur, Dhaka-1216 | N/A | Brand New | Chain | 5 Years | 1 Year | 91,200 | 41,234 |
| Server | 2 | 26-Feb-12 | aamra Technologies Ltd. | FR Tower (9th floor) 32, Kemal Ataturk Avenue Banani CA, Dhaka - 1213. | N/A | Brand New | USA | 5 Years | 1 Year | 8,478,300 | 3,833,224 |
| Battery | 3 | 3-Mar-12 | Power-Link Electronics & Comput | 1254/1, East Shewrapara (Matborer Pukur par), 1st floor, Mirpur, Dhaka-1216 | N/A | Brand New | Chain | 5 Years | 1 Year | 120,000 | 54,255 |
| Cisco manageable Switch | 2 | 27-Mar-12 | aamra Technologies Ltd. | FR Tower (9th floor) 32, Kemal Ataturk Avenue Banani CA, Dhaka - 1213. | N/A | Brand New | USA | 5 Years | 1 Year | 346,826 | 156,808 |
| Online ups | 3 | 1-Apr-12 | Power-Link Electronics & Comput | 1254/1, East Shewrapara (Matborer Pukur par), 1st floor, Mirpur, Dhaka-1216 | N/A | Brand New | Chain | 5 Years | 1 Year | 290,000 | 131,115 |
| Fixed tray | 1 | 2-Apr-12 | Pathway Technologies | 253/2-A, West Katashur, Shahid Buddjibi Road, Mohammedpur, Dhaka-1207 | N/A | Brand New | China | 5 Years | 1 Year | 3,000 | 1,229 |
| Wireless Router | 10 | 12-Apr-12 | Computer City Technologies Ltd | 75-76, 3rd Floor, B.S Bhaban, Labratory Road, 1205, Dhaka | N/A | Brand New | USA | 5 Years | 1 Year | 29,630 | 12,136 |
| Cerkitbraker | 4 | 12-Apr-12 | Energypac Electronics Ltd | Novo Tower (1st floor), 270 Tejgaon I/A, Dhaka | N/A | Brand New | China | 5 Years | 1 Year | 29,570 | 12,112 |
| Out door IR Camera 16mm | 1 | 12-Apr-12 | K.B International | 218, Sayeed Nazrul Islam Sarany, Electric Plaza, Shop: 15,12 Dhaka-1001 | N/A | Brand New | China | 5 Years | 1 Year | 13,000 | 5,325 |
| Door Exit, EM Lock & Exit Switch Steel | 1 | 12-Apr-12 | K.B International | 218, Sayeed Nazrul Islam Sarany, Electric Plaza, Shop: 15,12 Dhaka-1001 | N/A | Brand New | Local | 5 Years | 1 Year | 53,760 | 22,020 |
| Recording Server | 2 | 12-Apr-12 | K.B International | 218, Sayeed Nazrul Islam Sarany, Electric Plaza, Shop: 15,12 Dhaka-1001 | N/A | Brand New | USA | 5 Years | 1 Year | 412,850 | 169,103 |
| HDD, Mother Board, Processar & RAM | 6 | 12-Apr-12 | Onix Computer System | SR-308 (3rd Floor); BCS Computer City, IDB Bhaban, Agargaon, Dhaka-1210 | N/A | Brand New | USA | 5 Years | 1 Year | 105,893 | 43,374 |
| Connectror | 90 | 12-Apr-12 | Pathway Technology | 253/2-A, West Katashur, Shahid Buddjibi Road, Mohammedpur, Dhaka-1207 | N/A | Brand New | China | 5 Years | 1 Year | 3,600 | 1,475 |
| Keystone jack | 80 | 12-Apr-12 | Pathway Technology | 253/2-A, West Katashur, Shahid Buddjibi Road, Mohammedpur, Dhaka-1207 | N/A | Brand New | China | 5 Years | 1 Year | 39,200 | 16,056 |

| Name of equipment | Nos. | Date of Purchase | Name of supplier | Address of supplier | Year of Sale | Condition | Country of origin | Useful Economic Life at purchase | Estimated Remaining Useful Life | Total purchase price with other cost* (Amount in BDT) | Written down value (Amount in BDT) |
|---|---|---|---|---|---|---|---|---|---|---|---|
| Wire Management Panel | 3 | 12-Apr-12 | Pathway Technology | 253/2-A, West Katashur, Shahid Buddjibi Road, Mohammedpur, Dhaka-1207 | N/A | Brand New | China | 5 Years | 1 Year | 65,922 | 27,002 |
| Face plate | 58 | 12-Apr-12 | Pathway Technology | 253/2-A, West Katashur, Shahid Buddjibi Road, Mohammedpur, Dhaka-1207 | N/A | Brand New | China | 5 Years | 1 Year | 6,844 | 2,803 |
| Patch panel manager | 4 | 12-Apr-12 | Pathway Technology | 253/2-A, West Katashur, Shahid Buddjibi Road, Mohammedpur, Dhaka-1207 | N/A | Brand New | China | 5 Years | 1 Year | 37,440 | 15,335 |
| Power Inverter | 2 | 12-Apr-12 | Power-Link Electronics & Computer | 1254/1, East Shewrapara (Matborer Pukur par), 1st floor, Mirpur, Dhaka-1216 | N/A | Brand New | China | 5 Years | 1 Year | 30,450 | 12,472 |
| Battery-12V-40 AH | 2 | 12-Apr-12 | Power-Link Electronics & Computer | 1254/1, East Shewrapara (Matborer Pukur par), 1st floor, Mirpur, Dhaka-1216 | N/A | Brand New | China | 5 Years | 1 Year | 40,850 | 16,732 |
| UPS | 2 | 12-Apr-12 | Power-Link Electronics & Computer | 1254/1, East Shewrapara (Matborer Pukur par), 1st floor, Mirpur, Dhaka-1216 | N/A | Brand New | China | 5 Years | 1 Year | 134,330 | 55,022 |
| Storage server | 1 | 30-Apr-12 | aamra Technologies Ltd. | FR Tower (9th floor) 32, Kemal Ataturk Avenue Banani CA, Dhaka - 1213. | N/A | Brand New | USA | 5 Years | 1 Year | 2,286,300 | 936,468 |
| Rack | 2 | 30-Apr-12 | Smart Technologies (Bd) Ltd. | Gulshan Corporate Branch , House 53 , (4th floor), Road - 6 , Block -C ,Niketon , Gulshan 1 | N/A | Brand New | China | 5 Years | 1 Year | 384,000 | 157,286 |
| Cisco manageable Switch | 8 | 17-May-12 | aamra Technologies Ltd. | FR Tower (9th floor) 32, Kemal Ataturk Avenue Banani CA, Dhaka - 1213. | N/A | Brand New | USA | 5 Years | 1 Year | 2,196,977 | 993,301 |
| Cisco Security Appliance | 2 | 17-May-12 | aamra Technologies Ltd. | FR Tower (9th floor) 32, Kemal Ataturk Avenue Banani CA, Dhaka - 1213. | N/A | Brand New | USA | 5 Years | 1 Year | 380,000 | 155,648 |
| Cisco Switch | 6 | 17-May-12 | aamra Technologies Ltd. | FR Tower (9th floor) 32, Kemal Ataturk Avenue Banani CA, Dhaka - 1213. | N/A | Brand New | USA | 5 Years | 1 Year | 427,547 | 175,123 |
| Wire Manager | 500 | 25-May-12 | aamra Technologies Ltd. | FR Tower (9th floor) 32, Kemal Ataturk Avenue Banani CA, Dhaka - 1213. | N/A | Brand New | Chain | 5 Years | 1 Year | 450,000 | 203,455 |
| Krone with MDF | 2 | 31-Jul-12 | Popular Teknowlogies Ltd. | Note Available | N/A | Brand New | Germany | 5 Years | 1 Year | 382,000 | 172,711 |
| Online Ups | 2 | 31-Jul-12 | Power-Link Electronics & Comput | 1254/1, East Shewrapara (Matborer Pukur par), 1st floor, Mirpur, Dhaka-1216 | N/A | Brand New | Chain | 5 Years | 1 Year | 440,000 | 198,934 |
| Rack | 1 | 31-Jul-12 | Power-Link Electronics & Comput | 1254/1, East Shewrapara (Matborer Pukur par), 1st floor, Mirpur, Dhaka-1216 | N/A | Brand New | Chain | 5 Years | 1 Year | 130,000 | 58,776 |
| Antenna | 10 | 1-Aug-12 | aamra Technologies Ltd. | FR Tower (9th floor) 32, Kemal Ataturk Avenue Banani CA, Dhaka - 1213. | N/A | Brand New | Chain | 5 Years | 1 Year | 805,243 | 364,068 |
| Cisco Router | 1 | 13-Aug-12 | aamra Technologies Ltd. | FR Tower (9th floor) 32, Kemal Ataturk Avenue Banani CA, Dhaka - 1213. | N/A | Brand New | USA | 5 Years | 1 Year | 705,333 | 318,896 |
| Wire Manager | 500 | 19-Sep-12 | aamra Technologies Ltd. | FR Tower (9th floor) 32, Kemal Ataturk Avenue Banani CA, Dhaka - 1213. | N/A | Brand New | Chain | 5 Years | 1 Year | 450,000 | 203,455 |
| Rack | 2 | 21-Oct-12 | Pathway Technology | 253/2, A West Katashur, Shahid Buddijibi 1207 Road, Dhaka | N/A | Brand New | Chain | 5 Years | 1 Year | 461,760 | 208,772 |
| Server | 2 | 8-Nov-12 | aamra Technologies Ltd. | FR Tower (9th floor) 32, Kemal Ataturk Avenue Banani CA, Dhaka - 1213. | N/A | Brand New | USA | 5 Years | 1 Year | 9,264,999 | 4,188,908 |

| Name of equipment | Nos. | Date of Purchase | Name of supplier | Address of supplier | Year of Sale | Condition | Country of origin | Useful Economic Life at purchase | Estimated Remaining Useful Life | Total purchase price with other cost* (Amount in BDT) | Written down value (Amount in BDT) |
|---|---|---|---|---|---|---|---|---|---|---|---|
| Cisco Router | 2 | 31-Dec-12 | aamra Technologies Ltd. | FR Tower (9th floor) 32, Kemal Ataturk Avenue Banani CA, Dhaka - 1213. | N/A | Brand New | USA | 5 Years | 1 Year | 216,629 | 97,943 |
| Antenna | 19 | 31-Dec-12 | aamra Technologies Ltd. | FR Tower (9th floor) 32, Kemal Ataturk Avenue Banani CA, Dhaka - 1213. | N/A | Brand New | Chain | 5 Years | 1 Year | 2,378,390 | 1,075,322 |
| Splicer Machine | 6 | 10-Jan-13 | Sadia Enterprise | House-27, Road-10, Block-E, Banani,Dhaka-1213. | N/A | Brand New | Chain | 5 Years | 2 Years | 3,586,487 | 1,977,474 |
| Non Manageable Switch | 12 | 16-Jan-13 | Computer City Technologies Ltd: | 75-76, 3rd Floor, B.S Bhaban, Labratory Road, 1205, Dhaka | N/A | Brand New | Chain | 5 Years | 2 Years | 74,880 | 41,286 |
| Non Manageable Switch | 10 | 16-Jan-13 | Computer City Technologies Ltd: | 75-76, 3rd Floor, B.S Bhaban, Labratory Road, 1205, Dhaka | N/A | Brand New | USA | 5 Years | 2 Years | 13,520 | 7,454 |
| Non Manageable Switch | 1 | 27-Jan-13 | Computer City Technologies Ltd: | 75-76, 3rd Floor, B.S Bhaban, Labratory Road, 1205, Dhaka | N/A | Brand New | USA | 5 Years | 2 Years | 16,640 | 9,175 |
| server | 1 | 31-Jan-13 | Computer Source | Corporate Marketing Office - House 11/B , Road 12 (NEW), Dhanmondi R/A, Dhaka 1209, Bangladesh | N/A | Brand New | USA | 5 Years | 2 Years | 1,382,680 | 762,366 |
| Internet Security Appliance | 1 | 20-Feb-13 | Computer City Technologies Ltd: | 75-76, 3rd Floor, B.S Bhaban, Labratory Road, 1205, Dhaka | N/A | Brand New | China | 5 Years | 2 Years | 43,680 | 24,084 |
| Tower | 1 | 28-Feb-13 | Atomic Power & Co | Barol Para, Zirani, Ashulia, Dhaka | N/A | Brand New | China | 5 Years | 2 Years | 191,500 | 105,587 |
| Tower | 1 | 28-Feb-13 | Atomic Power & Co | Barol Para, Zirani, Ashulia, Dhaka | N/A | Brand New | China | 5 Years | 2 Years | 133,800 | 73,773 |
| Non Manageable Switch | 3 | 28-Feb-13 | Computer City Technologies Ltd: | 75-76, 3rd Floor, B.S Bhaban, Labratory Road, 1205, Dhaka | N/A | Brand New | China | 5 Years | 2 Years | 49,920 | 27,524 |
| Lan Set Up Device | 2 | 28-Feb-13 | Computer City Technologies Ltd: | 75-76, 3rd Floor, B.S Bhaban, Labratory Road, 1205, Dhaka | N/A | Brand New | China | 5 Years | 2 Years | 28,288 | 15,597 |
| Tower | 1 | 24-Mar-13 | Atomic Power & Co | Barol Para, Zirani, Ashulia, Dhaka | N/A | Brand New | China | 5 Years | 2 Years | 31,800 | 17,534 |
| Game server | 2 | 25-Mar-13 | ARRA Technology Ltd. | Taher Tower Shopping Centre, Shop No. 202, Gulshan Circle-2, Dhaka-1212 | N/A | Brand New | China | 5 Years | 2 Years | 136,000 | 74,986 |
| Wireless Access Point | 2 | 31-Mar-13 | Computer City Technologies Ltd: | 75-76, 3rd Floor, B.S Bhaban, Labratory Road, 1205, Dhaka | N/A | Brand New | China | 5 Years | 2 Years | 49,920 | 27,524 |
| Wireless Access Point | 2 | 31-Mar-13 | Computer City Technologies Ltd: | 75-76, 3rd Floor, B.S Bhaban, Labratory Road, 1205, Dhaka | N/A | Brand New | China | 5 Years | 2 Years | 29,744 | 16,400 |
| Non Manageable Switch | 1 | 31-Mar-13 | Computer City Technologies Ltd: | 75-76, 3rd Floor, B.S Bhaban, Labratory Road, 1205, Dhaka | N/A | Brand New | China | 5 Years | 2 Years | 33,280 | 18,350 |
| Hard Disk | 2 | 30-Apr-13 | ARRA Technology Ltd. | Taher Tower Shopping Centre, Shop No. 202, Gulshan Circle-2, Dhaka-1212 | N/A | Brand New | China | 5 Years | 2 Years | 24,000 | 13,233 |
| Hard Disk | 15 | 30-Apr-13 | ARRA Technology Ltd. | Taher Tower Shopping Centre, Shop No. 202, Gulshan Circle-2, Dhaka-1212 | N/A | Brand New | China | 5 Years | 2 Years | 778,500 | 429,240 |
| Online UPS | 1 | 30-Apr-13 | ARRA Technology Ltd. | Taher Tower Shopping Centre, Shop No. 202, Gulshan Circle-2, Dhaka-1212 | N/A | Brand New | China | 5 Years | 2 Years | 110,000 | 60,650 |
| Cisco manageable Switch | 5 | 15-May-13 | aamra Technologies Ltd. | FR Tower (9th floor) 32, Kemal Ataturk Avenue Banani CA, Dhaka - 1213. | N/A | Brand New | USA | 5 Years | 2 Years | 1,600,000 | 882,189 |

| Name of equipment | Nos. | Date of Purchase | Name of supplier | Address of supplier | Year of Sale | Condition | Country of origin | Useful Economic Life at purchase | Estimated Remaining Useful Life | Total purchase price with other cost* (Amount in BDT) | Written down value (Amount in BDT) |
|---|---|---|---|---|---|---|---|---|---|---|---|
| Wireless Access Point | 10 | 27-May-13 | Computer City Technologies Ltd: | 75-76, 3rd Floor, B.S Bhaban, Labratory Road, 1205, Dhaka | N/A | Brand New | China | 5 Years | 2 Years | 34,320 | 18,923 |
| Wireless Access Point | 15 | 27-May-13 | Computer City Technologies Ltd: | 75-76, 3rd Floor, B.S Bhaban, Labratory Road, 1205, Dhaka | N/A | Brand New | China | 5 Years | 2 Years | 51,480 | 28,384 |
| Non Manageable Switch | 15 | 27-May-13 | Computer City Technologies Ltd: | 75-76, 3rd Floor, B.S Bhaban, Labratory Road, 1205, Dhaka | N/A | Brand New | China | 5 Years | 2 Years | 19,500 | 10,752 |
| Tower | 1 | 26-Jun-13 | Atomic Power & Co | Barol Para, Zirani, Ashulia, Dhaka | N/A | Brand New | China | 5 Years | 2 Years | 53,000 | 29,223 |
| Tower | 1 | 27-Jun-13 | Atomic Power & Co | Barol Para, Zirani, Ashulia, Dhaka | N/A | Brand New | China | 5 Years | 2 Years | 26,500 | 14,611 |
| Hard Disk | 2 | 27-Jun-13 | Beijing Huahuan Electronics Co. Ltd | Note Available | N/A | Brand New | USA | 5 Years | 2 Years | 654,437 | 360,836 |
| Tower | 1 | 21-Jul-13 | Atomic Power & Co | Barol Para, Zirani, Ashulia, Dhaka | N/A | Brand New | China | 5 Years | 2 Years | 58,800 | 32,420 |
| Tower | 3 | 21-Jul-13 | Atomic Power & Co | Barol Para, Zirani, Ashulia, Dhaka | N/A | Brand New | China | 5 Years | 2 Years | 77,000 | 42,455 |
| Wireless Access Point | 10 | 21-Jul-13 | Computer City Technologies Ltd: | 75-76, 3rd Floor, B.S Bhaban, Labratory Road, 1205, Dhaka | N/A | Brand New | China | 5 Years | 2 Years | 34,320 | 18,923 |
| Server | 2 | 25-Jul-13 | aamra Technologies Ltd. | FR Tower (9th floor) 32, Kemal Ataturk Avenue Banani CA, Dhaka - 1213. | N/A | Brand New | USA | 5 Years | 2 Years | 21,735,451 | 11,984,232 |
| Tower | 2 | 29-Jul-13 | Atomic Power & Co | Barol Para, Zirani, Ashulia, Dhaka | N/A | Brand New | China | 5 Years | 2 Years | 144,800 | 79,838 |
| Rack | 2 | 30-Jul-13 | aamra Technologies Ltd. | FR Tower (9th floor) 32, Kemal Ataturk Avenue Banani CA, Dhaka - 1213. | N/A | Brand New | USA | 5 Years | 2 Years | 1,080,751 | 595,892 |
| Non Manageable Switch | 10 | 18-Sep-13 | Computer City Technologies Ltd: | 75-76, 3rd Floor, B.S Bhaban, Labratory Road, 1205, Dhaka | N/A | Brand New | China | 5 Years | 2 Years | 13,000 | 7,168 |
| Tower | 4 | 26-Sep-13 | Atomic Power & Co | Barol Para, Zirani, Ashulia, Dhaka | N/A | Brand New | China | 5 Years | 2 Years | 258,000 | 142,253 |
| Online UPS | 2 | 20-Oct-13 | Rangs Electronics Limited. | Sonartori Tower 12 Sonargaon Road Dhaka-1000 | N/A | Brand New | China | 5 Years | 2 Years | 903,176 | 497,982 |
| Router | 2 | 31-Oct-13 | aamra Technologies Ltd. | FR Tower (9th floor) 32, Kemal Ataturk Avenue Banani CA, Dhaka - 1213. | N/A | Brand New | USA | 5 Years | 2 Years | 785,664 | 433,190 |
| Router | 2 | 31-Oct-13 | aamra Technologies Ltd. | FR Tower (9th floor) 32, Kemal Ataturk Avenue Banani CA, Dhaka - 1213. | N/A | Brand New | USA | 5 Years | 2 Years | 9,178,496 | 5,060,729 |
| Router | 4 | 31-Oct-13 | aamra Technologies Ltd. | FR Tower (9th floor) 32, Kemal Ataturk Avenue Banani CA, Dhaka - 1213. | N/A | Brand New | USA | 5 Years | 2 Years | 982,080 | 541,487 |
| Router | 4 | 31-Oct-13 | aamra Technologies Ltd. | FR Tower (9th floor) 32, Kemal Ataturk Avenue Banani CA, Dhaka - 1213. | N/A | Brand New | USA | 5 Years | 2 Years | 8,014,848 | 4,419,131 |
| Router | 4 | 31-Oct-13 | aamra Technologies Ltd. | FR Tower (9th floor) 32, Kemal Ataturk Avenue Banani CA, Dhaka - 1213. | N/A | Brand New | USA | 5 Years | 2 Years | 834,636 | 460,192 |
| Router | 2 | 31-Oct-13 | aamra Technologies Ltd. | FR Tower (9th floor) 32, Kemal Ataturk Avenue Banani CA, Dhaka - 1213. | N/A | Brand New | USA | 5 Years | 2 Years | 3,259,280 | 1,797,063 |
| Router | 2 | 31-Oct-13 | aamra Technologies Ltd. | FR Tower (9th floor) 32, Kemal Ataturk Avenue Banani CA, Dhaka - 1213. | N/A | Brand New | USA | 5 Years | 2 Years | 56,284 | 31,033 |
| Router | 2 | 31-Oct-13 | aamra Technologies Ltd. | FR Tower (9th floor) 32, Kemal Ataturk Avenue Banani CA, Dhaka - 1213. | N/A | Brand New | USA | 5 Years | 2 Years | 43,079 | 23,752 |
| Router | 2 | 31-Oct-13 | aamra Technologies Ltd. | FR Tower (9th floor) 32, Kemal Ataturk Avenue Banani CA, Dhaka - 1213. | N/A | Brand New | USA | 5 Years | 2 Years | 5,464,160 | 3,012,763 |
| Switch Cisco | 2 | 31-Oct-13 | aamra Technologies Ltd. | FR Tower (9th floor) 32, Kemal Ataturk Avenue Banani CA, Dhaka - 1213. | N/A | Brand New | USA | 5 Years | 2 Years | 1,156,480 | 637,646 |
| Switch Cisco | 2 | 31-Oct-13 | aamra Technologies Ltd. | FR Tower (9th floor) 32, Kemal Ataturk Avenue Banani CA, Dhaka - 1213. | N/A | Brand New | USA | 5 Years | 2 Years | 1,775,800 | 979,119 |

| Name of equipment | Nos. | Date of Purchase | Name of supplier | Address of supplier | Year of Sale | Condition | Country of origin | Useful Economic Life at purchase | Estimated Remaining Useful Life | Total purchase price with other cost* (Amount in BDT) | Written down value (Amount in BDT) |
|---|---|---|---|---|---|---|---|---|---|---|---|
| Switch Cisco | 2 | 31-Oct-13 | aamra Technologies Ltd. | FR Tower (9th floor) 32, Kemal Ataturk Avenue Banani CA, Dhaka - 1213. | N/A | Brand New | USA | 5 Years | 2 Years | 2,957,960 | 1,630,924 |
| Server | 1 | 31-Oct-13 | ARRA Technology Ltd. | Taher Tower Shopping Centre, Shop No. 202, Gulshan Circle-2, Dhaka-1212 | N/A | Brand New | China | 5 Years | 2 Years | 400,400 | 220,768 |
| Splicer Machine | 2 | 1-Nov-13 | Sadia Enterprise | House-27, Road-10, Block-E, Banani,Dhaka-1213. | N/A | Brand New | China | 5 Years | 2 Years | 1,283,460 | 707,659 |
| Online UPS | 2 | 10-Nov-13 | Ranks Telecom Limited | 37/3/A, Eskaton Garden Road; Red Crescent Borak Tower, Level-2; Dhaka-1000 | N/A | Brand New | China | 5 Years | 2 Years | 2,695,680 | 1,486,312 |
| Tower | 1 | 27-Nov-13 | Atomic Power & Co | Barol Para, Zirani, Ashulia, Dhaka | N/A | Brand New | China | 5 Years | 2 Years | 138,000 | 76,089 |
| Patch Panel | 11 | 23-Dec-13 | aamra Technologies Ltd. | FR Tower (9th floor) 32, Kemal Ataturk Avenue Banani CA, Dhaka - 1213. | N/A | Brand New | USA | 5 Years | 2 Years | 114,169 | 62,949 |
| Switch Cisco | 2 | 30-Dec-13 | aamra Technologies Ltd. | FR Tower (9th floor) 32, Kemal Ataturk Avenue Banani CA, Dhaka - 1213. | N/A | Brand New | USA | 5 Years | 2 Years | 1,180,000 | 650,614 |
| Tower | 3 | 30-Dec-13 | Atomic Power & Co | Barol Para, Zirani, Ashulia, Dhaka | N/A | Brand New | China | 5 Years | 2 Years | 67,500 | 37,217 |
| Tower | 1 | 30-Dec-13 | Atomic Power & Co | Barol Para, Zirani, Ashulia, Dhaka | N/A | Brand New | China | 5 Years | 2 Years | 47,800 | 26,355 |
| Tower | 1 | 31-Dec-13 | Atomic Power & Co | Barol Para, Zirani, Ashulia, Dhaka | N/A | Brand New | China | 5 Years | 2 Years | 21,000 | 11,579 |
| Mikrotik Router | 365 | 2-Jan-14 | GROW MORE DISTRIBUTION LTD. | Unit - 3A, 6/F, HING WAH CENTRE,..82-84 TO KWA WAN ROAD,..KOWLOON, HONG KONG | N/A | Brand New | China | 5 Years | 3 Years | 1,019,367 | 685,422 |
| Switch | 30 | 6-Jan-14 | aamra Technologies Ltd. | FR Tower (9th floor) 32, Kemal Ataturk Avenue Banani CA, Dhaka - 1213. | N/A | Brand New | China | 5 Years | 3 Years | 9,416,313 | 6,331,529 |
| Tower | 6 | 28-Jan-14 | Atomic Power & Co | Barol Para, Zirani, Ashulia, Dhaka | N/A | Brand New | Local | 5 Years | 3 Years | 267,000 | 179,531 |
| STM Converter, Switch | 240 | 23-Feb-14 | L.B. Trading House | 28/1/C Rahmania Complex (1st Floor) Room-13, Motijheel Dhaka-1000, Bangladesh | N/A | Brand New | China | 5 Years | 3 Years | 751,608 | 505,381 |
| Rack | 30 | 23-Feb-14 | Pathway Technology | 253/2, A West Katashur, Shahid Buddijibi 1207 Road, Dhaka | N/A | Brand New | China | 5 Years | 3 Years | 1,414,827 | 951,330 |
| Bullet, Nano Station | 40 | 25-Feb-14 | L.B. Trading House | 28/1/C Rahmania Complex (1st Floor) Room-13, Motijheel Dhaka-1000, Bangladesh | N/A | Brand New | China | 5 Years | 3 Years | 888,446 | 597,391 |
| Server | 14 | 12-Mar-14 | Computer Source Ltd. | House # 11/B, Road # 12 (New), Dhanmondi R/A, Dhaka-1209 | N/A | Brand New | China | 5 Years | 3 Years | 1,440,493 | 968,587 |
| Server | 16 | 19-Mar-14 | Computer Source Ltd. | House # 11/B, Road # 12 (New), Dhanmondi R/A, Dhaka-1209 | N/A | Brand New | China | 5 Years | 3 Years | 1,617,096 | 1,087,335 |
| Juniper | 10 | 20-Mar-14 | Popular Teknowlogies Ltd. | House#03(4th Floor), Road#2/2, Block#L, Banani, Dhaka | N/A | Brand New | China | 5 Years | 3 Years | 1,259,775 | 847,073 |
| Tower | 5 | 23-Mar-14 | Atomic Power & Co | Barol Para, Zirani, Ashulia, Dhaka | N/A | Brand New | Local | 5 Years | 3 Years | 253,800 | 170,655 |
| UTP Cable, patch cord | 250 | 23-Mar-14 | Flora Limited | 54, Kemal Attaturk Avenue (1st Floor) Banani C/A, Dhaka-1213 | N/A | Brand New | China | 5 Years | 3 Years | 1,894,200 | 1,273,660 |
| Switch, Router | 2 | 20-Apr-14 | ARRA Technologies Ltd | Taher Tower Shopping Centre, Shop No. 202, Gulshan Circle-2, Dhaka-1212 | N/A | Brand New | China | 5 Years | 3 Years | 624,975 | 420,233 |
| Bullet, Nano Station | 57 | 20-Apr-14 | L.B. Trading House | 28/1/C Rahmania Complex (1st Floor) Room-13, Motijheel Dhaka-1000, Bangladesh | N/A | Brand New | China | 5 Years | 3 Years | 1,269,218 | 853,422 |

| Name of equipment | Nos. | Date of Purchase | Name of supplier | Address of supplier | Year of Sale | Condition | Country of origin | Useful Economic Life at purchase | Estimated Remaining Useful Life | Total purchase price with other cost* (Amount in BDT) | Written down value (Amount in BDT) |
|---|---|---|---|---|---|---|---|---|---|---|---|
| Dell Server | 1 | 21-Apr-14 | Sterling Frontier Alliance Pte Ltd. | 152 Payalebar Road# 06-05, Citipoint Industrial Complex, Singapore. | N/A | Brand New | USA | 5 Years | 3 Years | 6,781,064 | 4,559,587 |
| Tower | 5 | 23-Apr-14 | Atomic Power & Co | Barol Para, Zirani, Ashulia, Dhaka | N/A | Brand New | Local | 5 Years | 3 Years | 232,300 | 156,199 |
| Rack | 1 | 30-Apr-14 | Smart Technologies (Bd) Ltd. | H-26 (3rd Floor), R-11, Block-F, Banani, Dhaka-1213 | N/A | Brand New | China | 5 Years | 3 Years | 192,000 | 122,880 |
| Server | 1 | 30-Apr-14 | aamra Technologies Ltd. | FR Tower (9th floor) 32, Kemal Ataturk Avenue Banani CA, Dhaka - 1213. | N/A | Brand New | USA | 5 Years | 3 Years | 2,000,000 | 1,280,000 |
| Bullet, Nano Station | 48 | 21-May-14 | L.B. Trading House | 28/1/C Rahmania Complex (1st Floor) Room-13, Motijheel Dhaka-1000, Bangladesh | N/A | Brand New | Local | 5 Years | 3 Years | 1,058,102 | 711,468 |
| Mikrotik Router,Roclet | 10 | 26-May-14 | Popular Teknowlogies Ltd. | House#03(4th Floor), Road#2/2, Block#L, Banani, Dhaka | N/A | Brand New | China | 5 Years | 3 Years | 510,560 | 343,301 |
| Router and Switch | 162 | 28-May-14 | Tania Electronics | 87 Purana Palton Line,Palton Tower.Dhaka-1000 | N/A | Brand New | China | 5 Years | 3 Years | 4,867,345 | 3,272,803 |
| Tower | 5 | 24-Jun-14 | Atomic Power & Co | Barol Para, Zirani, Ashulia, Dhaka | N/A | Brand New | Local | 5 Years | 3 Years | 296,100 | 199,098 |
| Router and Switch | 26 | 2-Jul-14 | Tania Electronics | 87 Purana Palton Line,Palton Tower.Dhaka-1000 | N/A | Brand New | China | 5 Years | 3 Years | 1,330,043 | 894,321 |
| Router,switch | 21 | 20-Jul-14 | aamra Technologies Ltd. | FR Tower (9th floor) 32, Kemal Ataturk Avenue Banani CA, Dhaka - 1213. | N/A | Brand New | China | 5 Years | 3 Years | 7,354,996 | 4,945,499 |
| Tower | 9 | 21-Jul-14 | Atomic Power & Co | Barol Para, Zirani, Ashulia, Dhaka | N/A | Brand New | Local | 5 Years | 3 Years | 407,198 | 273,800 |
| Online ups | 6 | 24-Jul-14 | Power -Link Electronics & Computer | 1254/1, East Shewrapara (Matborer Pukur par), 1st floor, Mirpur, Dhaka-1216 | N/A | Brand New | China | 5 Years | 3 Years | 552,630 | 371,588 |
| Online ups | 7 | 24-Jul-14 | Power -Link Electronics & Computer | 1254/1, East Shewrapara (Matborer Pukur par), 1st floor, Mirpur, Dhaka-1216 | N/A | Brand New | China | 5 Years | 3 Years | 599,038 | 402,793 |
| Router | 12 | 21-Aug-14 | Sterling Frontier Alliance Pte Ltd. | 152 Payalebar Road# 06-05, Citipoint Industrial Complex, Singapore. | N/A | Brand New | China | 5 Years | 3 Years | 1,635,536 | 1,099,734 |
| Tower | 10 | 25-Aug-14 | Atomic Power & Co | Barol Para, Zirani, Ashulia, Dhaka | N/A | Brand New | Local | 5 Years | 3 Years | 502,000 | 337,545 |
| Rack | 15 | 23-Sep-14 | Pathway Technology | 253/2, A West Katashur, Shahid Buddijibi 1207 Road, Dhaka | N/A | Brand New | China | 5 Years | 3 Years | 741,293 | 498,445 |
| Radio Product | 45 | 23-Sep-14 | United Express | 167 Motijheel Circular Road (1st Floor), Dhaka | N/A | Brand New | China | 5 Years | 3 Years | 677,666 | 455,663 |
| Bullet, Nano Station | 72 | 25-Sep-14 | L.B. Trading House | 28/1/C Rahmania Complex (1st Floor) Room-13, Motijheel Dhaka-1000, Bangladesh | N/A | Brand New | China | 5 Years | 3 Years | 1,429,140 | 960,954 |
| Tower | 15 | 28-Sep-14 | Atomic Power & Co | Barol Para, Zirani, Ashulia, Dhaka | N/A | Brand New | Local | 5 Years | 3 Years | 437,615 | 294,252 |
| Radio Product | 7 | 28-Sep-14 | United Express | 167 Motijheel Circular Road (1st Floor), Dhaka | N/A | Brand New | China | 5 Years | 3 Years | 865,300 | 581,828 |
| Mikrotik Router,Roclet | 23 | 29-Oct-14 | Popular Teknowlogies Ltd. | House#03(4th Floor), Road#2/2, Block#L, Banani, Dhaka | N/A | Brand New | China | 5 Years | 3 Years | 574,228 | 386,111 |
| Tower | 5 | 2-Nov-14 | Atomic Power & Co | Barol Para, Zirani, Ashulia, Dhaka | N/A | Brand New | Local | 5 Years | 3 Years | 219,500 | 147,592 |
| Tower | 6 | 8-Dec-14 | Atomic Power & Co | Barol Para, Zirani, Ashulia, Dhaka | N/A | Brand New | Local | 5 Years | 3 Years | 266,600 | 179,262 |
| Router,wire manager | 285 | 15-Dec-14 | aamra Technologies Ltd. | FR Tower (9th floor) 32, Kemal Ataturk Avenue Banani CA, Dhaka - 1213. | N/A | Brand New | China | 5 Years | 3 Years | 6,000,000 | 4,034,400 |
| Rocket,WAP | 25 | 18-Dec-14 | United Express | 167 Motijheel Circular Road (1st Floor), Dhaka | N/A | Brand New | China | 5 Years | 3 Years | 629,771 | 423,458 |

| Name of equipment | Nos. | Date of Purchase | Name of supplier | Address of supplier | Year of Sale | Condition | Country of origin | Useful Economic Life at purchase | Estimated Remaining Useful Life | Total purchase price with other cost* (Amount in BDT) | Written down value (Amount in BDT) |
|---|---|---|---|---|---|---|---|---|---|---|---|
| Rocket,WAP | 19 | 21-Dec-14 | United Express | 167 Motijheel Circular Road (1st Floor), Dhaka | N/A | Brand New | China | 5 Years | 3 Years | 843,389 | 567,095 |
| Online ups | 2 | 22-Dec-14 | Power -Link Electronics & Computer | 1254/1, East Shewrapara (Matborer Pukur par), 1st floor, Mirpur, Dhaka-1216 | N/A | Brand New | China | 5 Years | 3 Years | 1,183,545 | 795,816 |
| Tower | 3 | 30-Dec-14 | Atomic Power & Co | Barol Para, Zirani, Ashulia, Dhaka | N/A | Brand New | Local | 5 Years | 3 Years | 177,000 | 119,015 |
| Rack | 2 | 6-Jan-15 | Pathway Technology | 253/2-A, West Katashur, Shahid Buddjibi Road, Mohammedpur, Dhaka-1207 | N/A | Brand New | China | 5 Years | 4 Years | 190,528 | 152,422 |
| Router CISCO | 1 | 8-Jan-15 | aamra Technologies Ltd. | FR Tower (9th floor) 32, Kemal Ataturk Avenue Banani CA, Dhaka - 1213. | N/A | Brand New | USA | 5 Years | 4 Years | 60,000 | 49,200 |
| Cisco Switch | 1 | 11-Jan-15 | Global Brand Pvt. Ltd. | 19/2, West Panthapath (7th floor), Dhanmondi, Dhaka-1205, | N/A | Brand New | USA | 5 Years | 4 Years | 24,150 | 19,320 |
| Wire Management Panel | 1 | 13-Jan-15 | Richman Informatics | 20/2 North Dhanmondi West Panthopath Dhaka-1205, Bangladesh | N/A | Brand New | China | 5 Years | 4 Years | 21,974 | 17,579 |
| Network Tower | 23 | 20-Jan-15 | Atomic Power & Co | Barol Para, Zirani, Ashulia, Dhaka | N/A | Brand New | Local | 5 Years | 4 Years | 4,439,824 | 3,640,656 |
| DIMM Memory RAM | 2 | 1-Feb-15 | aamra Technologies Ltd. | FR Tower (9th floor) 32, Kemal Ataturk Avenue Banani CA, Dhaka - 1213. | N/A | Brand New | USA | 5 Years | 4 Years | 36,000 | 30,060 |
| Recording Server | 3 | 2-Feb-15 | K.B International | 218, Sayeed Nazrul Islam Sarany, Electric Plaza, Shop: 15,12 Dhaka-1000 | N/A | Brand New | China | 5 Years | 4 Years | 696,072 | 568,459 |
| Wireless Radio | 10 | 15-Feb-15 | Stargate Communications Ltd | 52/1, Hasan Holdings (3rd Floor)New Eskaton Road, Banglamotor Dhaka-1000 | N/A | Brand New | USA | 5 Years | 4 Years | 89,440 | 74,682 |
| Rack | 2 | 22-Feb-15 | Pathway Technology | 253/2-A, West Katashur, Shahid Buddjibi Road, Mohammedpur, Dhaka-1207 | N/A | Brand New | China | 5 Years | 4 Years | 230,464 | 188,212 |
| Electro Magnetic Lock | 1 | 23-Feb-15 | K.B International | 218, Sayeed Nazrul Islam Sarany, Electric Plaza, Shop: 15,12 Dhaka-1001 | N/A | Brand New | China | 5 Years | 4 Years | 19,416 | 15,856 |
| switch | 8 | 23-Feb-15 | Excel Technologies Ltd. | House # 2, Road #2, Dhanmondi R/A, Dhaka-1205 | N/A | Brand New | USA | 5 Years | 4 Years | 115,400 | 94,243 |
| Network Tower | 12 | 25-Feb-15 | Atomic Power & Co | Barol Para, Zirani, Ashulia, Dhaka | N/A | Brand New | Local | 5 Years | 4 Years | 2,341,142 | 1,954,854 |
| Rack | 2 | 28-Feb-15 | Pathway Technology | 253/2-A, West Katashur, Shahid Buddjibi Road, Mohammedpur, Dhaka-1207 | N/A | Brand New | Taiwan | 5 Years | 4 Years | 334,880 | 273,485 |
| Offline UPS-1000 VA | 1 | 1-Mar-15 | Power-Link Electronics & Computer | 1254/1, East Shewrapara (Matborer Pukur par), 1st floor, Mirpur, Dhaka-1216 | N/A | Brand New | Local | 5 Years | 4 Years | 33,280 | 27,733 |
| Wireless Radio | 1 | 2-Mar-15 | aamra Technologies Ltd. | FR Tower (9th floor) 32, Kemal Ataturk Avenue Banani CA, Dhaka - 1213. | N/A | Brand New | USA | 5 Years | 4 Years | 23,608 | 20,067 |
| Battery -12V-7 AH | 1 | 2-Mar-15 | Power-Link Electronics & Computer | 1254/1, East Shewrapara (Matborer Pukur par), 1st floor, Mirpur, Dhaka-1216 | N/A | Brand New | Local | 5 Years | 4 Years | 4,940 | 4,117 |
| Battery-12V-100 AH | 1 | 2-Mar-15 | Power-Link Electronics & Computer | 1254/1, East Shewrapara (Matborer Pukur par), 1st floor, Mirpur, Dhaka-1216 | N/A | Brand New | Local | 5 Years | 4 Years | 28,080 | 23,400 |
| Cerkitbraker | 3 | 2-Mar-15 | Energypac Electronics Ltd | Novo Tower (1st floor), 270 Tejgaon I/A, Dhaka | N/A | Brand New | USA | 5 Years | 4 Years | 26,668 | 22,223 |
| CISCO Router & Interface Card | 5 | 2-Mar-15 | F13 Solution | House# 2, Road# 14, Sector#, Uttara, Dhaka-1230 | N/A | Brand New | USA | 5 Years | 4 Years | 185,000 | 154,167 |

| Name of equipment | Nos. | Date of Purchase | Name of supplier | Address of supplier | Year of Sale | Condition | Country of origin | Useful Economic Life at purchase | Estimated Remaining Useful Life | Total purchase price with other cost* (Amount in BDT) | Written down value (Amount in BDT) |
|---|---|---|---|---|---|---|---|---|---|---|---|
| Wireless Acces Point | 1 | 2-Mar-15 | aamra Technologies Ltd | FR Tower (9th floor) 32, Banani CA, Dhaka - 1213. | N/A | Brand New | USA | 5 Years | 4 Years | 23,608 | 19,673 |
| Wireless Radio | 10 | 4-Mar-15 | Stargate Communications Ltd | 52/1, Hasan Holdings (3rd Floor)New Eskaton Road, Banglamotor Dhaka-1000 | N/A | Brand New | USA | 5 Years | 4 Years | 209,040 | 177,684 |
| 24 port switch | 1 | 5-Mar-15 | Computer City Technologies Ltd | 75-76, 3rd Floor, B.S Bhaban, Labratory Road, 1205, Dhaka | N/A | Brand New | China | 5 Years | 4 Years | 24,960 | 20,800 |
| Un. Switch 24 Port | 8 | 5-Mar-15 | Computer City Technologies Ltd | 75-76, 3rd Floor, B.S Bhaban, Labratory Road, 1205, Dhaka | N/A | Brand New | China | 5 Years | 4 Years | 38,480 | 32,067 |
| Wireless Router WNR-2000 | 18 | 5-Mar-15 | Computer City Technologies Ltd | 75-76, 3rd Floor, B.S Bhaban, Labratory Road, 1205, Dhaka | N/A | Brand New | China | 5 Years | 4 Years | 53,040 | 44,200 |
| DVR | 2 | 9-Mar-15 | Excel Technologies Ltd. | House # 2, Road #2, Dhanmondi R/A, Dhaka-1205 | N/A | Brand New | USA | 5 Years | 4 Years | 20,800 | 17,680 |
| Hard Disk | 2 | 9-Mar-15 | Excel Technologies Ltd. | House # 2, Road #2, Dhanmondi R/A, Dhaka-1205 | N/A | Brand New | China | 5 Years | 4 Years | 35,360 | 30,056 |
| Hard Disk | 18 | 9-Mar-15 | Excel Technologies Ltd. | House # 2, Road #2, Dhanmondi R/A, Dhaka-1205 | N/A | Brand New | China | 5 Years | 4 Years | 635,304 | 540,008 |
| DVR | 1 | 9-Mar-15 | Excel Technologies Ltd. | House # 2, Road #2, Dhanmondi R/A, Dhaka-1205 | N/A | Brand New | USA | 5 Years | 4 Years | 20,800 | 17,333 |
| HDD | 2 | 9-Mar-15 | Excel Technologies Ltd. | House # 2, Road #2, Dhanmondi R/A, Dhaka-1205 | N/A | Brand New | USA | 5 Years | 4 Years | 35,360 | 29,467 |
| IR Dome camera | 4 | 9-Mar-15 | Excel Technologies Ltd. | House # 2, Road #2, Dhanmondi R/A, Dhaka-1205 | N/A | Brand New | USA | 5 Years | 4 Years | 26,208 | 21,840 |
| Online UPS-3 KVA | 2 | 9-Mar-15 | Power-Link Electronics & Computer | 1254/1, East Shewrapara (Matborer Pukur par), 1st floor, Mirpur, Dhaka-1216 | N/A | Brand New | Local | 5 Years | 4 Years | 162,240 | 135,200 |
| 2U Patch panel Manager | 1 | 10-Mar-15 | Richman Informatics | 20/2 North Dhanmondi West Panthopath Dhaka-1205, Bangladesh | N/A | Brand New | USA | 5 Years | 4 Years | 3,432 | 2,860 |
| Rack | 1 | 10-Mar-15 | Pathway Technology | 253/2-A, West Katashur, Shahid Buddjibi Road, Mohammedpur, Dhaka-1207 | N/A | Brand New | China | 5 Years | 4 Years | 9,360 | 7,800 |
| Face plate | 248 | 10-Mar-15 | Pathway Technology | 253/2-A, West Katashur, Shahid Buddjibi Road, Mohammedpur, Dhaka-1207 | N/A | Brand New | China | 5 Years | 4 Years | 30,504 | 25,420 |
| Keystone jack | 122 | 10-Mar-15 | Pathway Technology | 253/2-A, West Katashur, Shahid Buddjibi Road, Mohammedpur, Dhaka-1207 | N/A | Brand New | Taiwan | 5 Years | 4 Years | 60,148 | 50,123 |
| Switch | 1 | 11-Mar-15 | aamra Technologies Ltd. | FR Tower (9th floor) 32, Kemal Ataturk Avenue Banani CA, Dhaka - 1213. | N/A | Brand New | China | 5 Years | 4 Years | 105,031 | 89,276 |
| CISCO Switch | 1 | 11-Mar-15 | Global Brand Pvt. Ltd. | 19/2, West Panthapath (7th floor), Dhanmondi, Dhaka-1205, | N/A | Brand New | USA | 5 Years | 4 Years | 30,888 | 25,740 |
| WS-C2960-48PST-S,CISCO | 1 | 11-Mar-15 | aamra Technologies Ltd: | FR Tower (9th floor) 32, Banani CA, Dhaka - 1213. | N/A | Brand New | USA | 5 Years | 4 Years | 107,300 | 89,417 |
| DVR | 1 | 15-Mar-15 | Excel Technologies Ltd. | House # 2, Road #2, Dhanmondi R/A, Dhaka-1205 | N/A | Brand New | USA | 5 Years | 4 Years | 10,400 | 8,840 |
| DVR | 1 | 15-Mar-15 | Excel Technologies Ltd. | House # 2, Road #2, Dhanmondi R/A, Dhaka-1205 | N/A | Brand New | USA | 5 Years | 4 Years | 10,400 | 8,667 |
| Patch panel | 5 | 15-Mar-15 | Pathway Technology | 253/2-A, West Katashur, Shahid Buddjibi Road, Mohammedpur, Dhaka-1207 | N/A | Brand New | China | 5 Years | 4 Years | 17,680 | 14,733 |
| Rack | 1 | 16-Mar-15 | Pathway Technology | 253/2-A, West Katashur, Shahid Buddjibi Road, Mohammedpur, Dhaka-1207 | N/A | Brand New | China | 5 Years | 4 Years | 14,560 | 12,133 |

| Name of equipment | Nos. | Date of Purchase | Name of supplier | Address of supplier | Year of Sale | Condition | Country of origin | Useful Economic Life at purchase | Estimated Remaining Useful Life | Total purchase price with other cost* (Amount in BDT) | Written down value (Amount in BDT) |
|---|---|---|---|---|---|---|---|---|---|---|---|
| Rack | 1 | 16-Mar-15 | Pathway Technology | 253/2-A, West Katashur, Shahid Buddjibi Road, Mohammedpur, Dhaka-1207 | N/A | Brand New | China | 5 Years | 4 Years | 9,360 | 7,800 |
| Bullet Camera | 4 | 16-Mar-15 | Excel Technologies Ltd. | House # 2, Road #2, Dhanmondi R/A, Dhaka-1205 | N/A | Brand New | USA | 5 Years | 4 Years | 27,872 | 23,227 |
| Wireless Router WNR2000 | 30 | 18-Mar-15 | Computer City Technologies Ltd: | 75-76, 3rd Floor, B.S Bhaban, Labratory Road, 1205, Dhaka | N/A | Brand New | China | 5 Years | 4 Years | 82,160 | 68,467 |
| HDD | 1 | 19-Mar-15 | ARRA Technologies Ltd: | Taher Tower Shopping Centre, Shop No. 202, Gulshan Circle-2, Dhaka-1212 | N/A | Brand New | USA | 5 Years | 4 Years | 9,542 | 7,952 |
| HDD-4TB | 4 | 19-Mar-15 | ARRA Technologies Ltd: | Taher Tower Shopping Centre, Shop No. 202, Gulshan Circle-2, Dhaka-1212 | N/A | Brand New | USA | 5 Years | 4 Years | 46,488 | 38,740 |
| 2U Wire Manager | 1 | 21-Mar-15 | Richman Informatics | 20/2 North Dhanmondi West Panthopath Dhaka-1205, Bangladesh | N/A | Brand New | USA | 5 Years | 4 Years | 1,716 | 1,430 |
| Car5e Keystone jack, | 648 | 21-Mar-15 | Speed Technology & Engineering ltd | 238 New Elephant Road, 2nd Floor, Dhaka-1205, Bangladesh | N/A | Brand New | USA | 5 Years | 4 Years | 226,742 | 188,952 |
| Battery-12V-40 AH | 2 | 23-Mar-15 | Power-Link Electronics & Computer | 1254/1, East Shewrapara (Matborer Pukur par), 1st floor, Mirpur, Dhaka-1216 | N/A | Brand New | Local | 5 Years | 4 Years | 44,604 | 37,170 |
| Power Inverter-250 W | 2 | 23-Mar-15 | Power-Link Electronics & Computer | 1254/1, East Shewrapara (Matborer Pukur par), 1st floor, Mirpur, Dhaka-1216 | N/A | Brand New | Local | 5 Years | 4 Years | 15,600 | 13,000 |
| 1 port wall plate & Keystone Jack | 9 | 24-Mar-15 | Richman Informatics | 20/2 North Dhanmondi West Panthopath Dhaka-1205, Bangladesh | N/A | Brand New | USA | 5 Years | 4 Years | 1,092 | 910 |
| Gigabite POE switch | 2 | 24-Mar-15 | Excel Technologies Ltd. | House # 2, Road #2, Dhanmondi R/A, Dhaka-1205 | N/A | Brand New | USA | 5 Years | 4 Years | 10,712 | 8,927 |
| PoE Switch | 1 | 25-Mar-15 | Excel Technologies Ltd. | House # 2, Road #2, Dhanmondi R/A, Dhaka-1205 | N/A | Brand New | USA | 5 Years | 4 Years | 10,712 | 9,105 |
| 24 port POE switch | 8 | 25-Mar-15 | K.B International | 218, Sayeed Nazrul Islam Sarany, Electric Plaza, Shop: 15,12 Dhaka-1002 | N/A | Brand New | China | 5 Years | 4 Years | 167,128 | 139,273 |
| IP Camera Adapter | 2 | 25-Mar-15 | K.B International | 218, Sayeed Nazrul Islam Sarany, Electric Plaza, Shop: 15,12 Dhaka-1003 | N/A | Brand New | China | 5 Years | 4 Years | 1,040 | 867 |
| Firewell Security Appliance | 1 | 29-Mar-15 | aamra Technologies Ltd. | FR Tower (9th floor) 32, Kemal Ataturk Avenue Banani CA, Dhaka - 1213. | N/A | Brand New | USA | 5 Years | 4 Years | 220,800 | 187,680 |
| Firewell Security Appliance | 1 | 30-Mar-15 | aamra Technologies Ltd. | FR Tower (9th floor) 32, Kemal Ataturk Avenue Banani CA, Dhaka - 1213. | N/A | Brand New | USA | 5 Years | 4 Years | 461,760 | 392,496 |
| 8 port Unmanage switch | 2 | 30-Mar-15 | Computer City Technologies Ltd: | 75-76, 3rd Floor, B.S Bhaban, Labratory Road, 1205, Dhaka | N/A | Brand New | China | 5 Years | 4 Years | 27,040 | 22,533 |
| 8GB DDR3 DUEL Server | 1 | 30-Mar-15 | Global Brand Pvt. Ltd. | 19/2, West Panthapath (7th floor), Dhanmondi, Dhaka-1205, | N/A | Brand New | USA | 5 Years | 4 Years | 95,680 | 79,733 |
| CISCO switch | 2 | 31-Mar-15 | Global Brand Pvt. Ltd. | 19/2, West Panthapath (7th floor), Dhanmondi, Dhaka-1205, | N/A | Brand New | USA | 5 Years | 4 Years | 51,480 | 42,900 |
| Electric Cable | 71 | 31-Mar-15 | BRB Cable Industries Ltd | House # 10/B, Road # 6, Dhanmondi, Dhaka-1205 | N/A | Brand New | Local | 5 Years | 4 Years | 48,720 | 40,600 |
| Monitor-18.5" | 1 | 31-Mar-15 | Onix Computer System | SR-308 (3rd Floor); BCS Computer City, IDB Bhaban, Agargaon, Dhaka-1207 | N/A | Brand New | China | 5 Years | 4 Years | 15,000 | 12,500 |
| Out door IR Camera 16mm | 6 | 31-Mar-15 | K.B International | 218, Sayeed Nazrul Islam Sarany, Electric Plaza, Shop: 15,12 Dhaka-1004 | N/A | Brand New | China | 5 Years | 4 Years | 76,440 | 63,700 |

| Name of equipment | Nos. | Date of Purchase | Name of supplier | Address of supplier | Year of Sale | Condition | Country of origin | Useful Economic Life at purchase | Estimated Remaining Useful Life | Total purchase price with other cost* (Amount in BDT) | Written down value (Amount in BDT) |
|---|---|---|---|---|---|---|---|---|---|---|---|
| Wireless Router | 2 | 31-Mar-15 | Computer source | Corporate Marketing Office - House 11/B , Road 12 (NEW), Dhanmondi R/A, Dhaka 1209, Bangladesh | N/A | Brand New | China | 5 Years | 4 Years | 67,786 | 56,488 |
| Cisco switch | 36 | 1-Apr-15 | aamra Technologies Ltd. | FR Tower (9th floor) 32, Kemal Ataturk Avenue Banani CA, Dhaka - 1213. | N/A | Brand New | USA | 5 Years | 4 Years | 6,505,920 | 5,627,621 |
| Wireless Radio | 5 | 2-Apr-15 | Stargate Communications Ltd | 52/1, Hasan Holdings (3rd Floor)New Eskaton Road, Banglamotor Dhaka-1000 | N/A | Brand New | USA | 5 Years | 4 Years | 44,720 | 38,683 |
| Wireless Router | 100 | 3-Apr-15 | Sterling Frontier Alliance Pte Ltd. | 152 Payalebar Road# 06-05, Citipoint Industrial Complex, Singapore. | N/A | Brand New | China | 5 Years | 4 Years | 1,774,933 | 1,535,317 |
| Wireless Radio | 5 | 5-Apr-15 | Stargate Communications Ltd | 52/1, Hasan Holdings (3rd Floor)New Eskaton Road, Banglamotor Dhaka-1000 | N/A | Brand New | USA | 5 Years | 4 Years | 44,720 | 38,683 |
| Wireless Radio | 5 | 7-Apr-15 | Stargate Communications Ltd | 52/1, Hasan Holdings (3rd Floor)New Eskaton Road, Banglamotor Dhaka-1000 | N/A | Brand New | USA | 5 Years | 4 Years | 44,720 | 38,683 |
| Antenna | 130 | 12-Apr-15 | Global Brand Pvt Ltd. | 19/2, West Panthapath (7th floor), Dhanmondi, Dhaka-1205, | N/A | Brand New | China | 5 Years | 4 Years | 1,848,462 | 1,598,920 |
| Cable UTP | 224 | 30-Apr-15 | Global Brand Pvt Ltd. | 19/2, West Panthapath (7th floor), Dhanmondi, Dhaka-1205, | N/A | Brand New | China | 5 Years | 4 Years | 1,637,040 | 1,416,040 |
| AIR-CAP | 5 | 25-May-15 | aamra Technologies Ltd. | FR Tower (9th floor) 32, Kemal Ataturk Avenue Banani CA, Dhaka - 1213. | N/A | Brand New | China | 5 Years | 4 Years | 300,480 | 264,422 |
| Patch Panel | 40 | 28-May-15 | aamra Technologies Ltd. | FR Tower (9th floor) 32, Kemal Ataturk Avenue Banani CA, Dhaka - 1213. | N/A | Brand New | China | 5 Years | 4 Years | 1,495,651 | 1,316,173 |
| Online UPS | 4 | 28-May-15 | Power-Link Electronics & Comput | 1254/1, East Shewrapara (Matborer Pukur par), 1st floor, Mirpur, Dhaka-1216 | N/A | Brand New | China | 5 Years | 4 Years | 3,827,505 | 3,368,204 |
| Blade Server | 1 | 8-Jun-15 | aamra Technologies Ltd. | FR Tower (9th floor) 32, Kemal Ataturk Avenue Banani CA, Dhaka - 1213. | N/A | Brand New | China | 5 Years | 4 Years | 4,860,000 | 4,349,700 |
| Firewell Security Appliance | 2 | 8-Jun-15 | aamra Technologies Ltd. | FR Tower (9th floor) 32, Kemal Ataturk Avenue Banani CA, Dhaka - 1213. | N/A | Brand New | USA | 5 Years | 4 Years | 1,481,767 | 1,326,181 |
| Wireless Radio | 9 | 9-Jun-15 | Stargate Communications Ltd | 52/1, Hasan Holdings (3rd Floor)New Eskaton Road, Banglamotor Dhaka-1000 | N/A | Brand New | USA | 5 Years | 4 Years | 77,688 | 69,531 |
| Switch | 7 | 10-Jun-15 | aamra Technologies Ltd. | FR Tower (9th floor) 32, Kemal Ataturk Avenue Banani CA, Dhaka - 1213. | N/A | Brand New | China | 5 Years | 4 Years | 1,085,000 | 971,075 |
| Firewell Security Appliance | 1 | 11-Jun-15 | aamra Technologies Ltd. | FR Tower (9th floor) 32, Kemal Ataturk Avenue Banani CA, Dhaka - 1213. | N/A | Brand New | USA | 5 Years | 4 Years | 920,000 | 823,400 |
| Switch | 3 | 12-Jun-15 | aamra Technologies Ltd. | FR Tower (9th floor) 32, Kemal Ataturk Avenue Banani CA, Dhaka - 1213. | N/A | Brand New | China | 5 Years | 4 Years | 1,100,000 | 984,500 |
| Vedio Recoter | 2 | 13-Jun-15 | aamra Technologies Ltd. | FR Tower (9th floor) 32, Kemal Ataturk Avenue Banani CA, Dhaka - 1213. | N/A | Brand New | China | 5 Years | 4 Years | 500,000 | 447,500 |
| Switch | 3 | 14-Jun-15 | aamra Technologies Ltd. | FR Tower (9th floor) 32, Kemal Ataturk Avenue Banani CA, Dhaka - 1213. | N/A | Brand New | China | 5 Years | 4 Years | 408,550 | 365,652 |
| Wireless Radio | 9 | 17-Jun-15 | Stargate Communications Ltd | 52/1, Hasan Holdings (3rd Floor)New Eskaton Road, Banglamotor Dhaka-1000 | N/A | Brand New | USA | 5 Years | 4 Years | 77,688 | 69,531 |

| Name of equipment | Nos. | Date of Purchase | Name of supplier | Address of supplier | Year of Sale | Condition | Country of origin | Useful Economic Life at purchase | Estimated Remaining Useful Life | Total purchase price with other cost* (Amount in BDT) | Written down value (Amount in BDT) |
|---|---|---|---|---|---|---|---|---|---|---|---|
| Wireless Radio | 21 | 21-Jun-15 | Stargate Communications Ltd | 52/1, Hasan Holdings (3rd Floor)New Eskaton Road, Banglamotor Dhaka-1000 | N/A | Brand New | USA | 5 Years | 4 Years | 120,276 | 107,647 |
| Wireless Radio | 12 | 24-Jun-15 | Stargate Communications Ltd | 52/1, Hasan Holdings (3rd Floor)New Eskaton Road, Banglamotor Dhaka-1000 | N/A | Brand New | USA | 5 Years | 4 Years | 99,216 | 88,798 |
| Cisco Router | 1 | 30-Jun-15 | aamra Technologies Ltd. | FR Tower (9th floor) 32, Kemal Ataturk Avenue Banani CA, Dhaka - 1213. | N/A | Brand New | USA | 5 Years | 4 Years | 156,480 | 140,050 |
| NVR | 4 | 14-Jul-15 | aamra Technologies Ltd. | FR Tower (9th floor) 32, Kemal Ataturk Avenue Banani CA, Dhaka - 1213. | N/A | Brand New | China | 5 Years | 4 Years | 616,100 | 560,651 |
| Wireless Radio | 80 | 5-Aug-15 | United Express | 167 Motijheel Circular Road (1st Floor), Dhaka | N/A | Brand New | USA | 5 Years | 4 Years | 1,689,690 | 1,562,963 |
| Cisco Router | 5 | 6-Aug-15 | aamra Technologies Ltd. | FR Tower (9th floor) 32, Kemal Ataturk Avenue Banani CA, Dhaka - 1213. | N/A | Brand New | USA | 5 Years | 4 Years | 1,600,000 | 1,480,000 |
| Keystone Jack | 1628 | 7-Aug-15 | aamra Technologies Ltd. | FR Tower (9th floor) 32, Kemal Ataturk Avenue Banani CA, Dhaka - 1213. | N/A | Brand New | China | 5 Years | 4 Years | 635,000 | 587,375 |
| Cisco Router | 7 | 8-Aug-15 | aamra Technologies Ltd. | FR Tower (9th floor) 32, Kemal Ataturk Avenue Banani CA, Dhaka - 1213. | N/A | Brand New | USA | 5 Years | 4 Years | 2,150,000 | 1,988,750 |
| Cisco Router | 4 | 9-Aug-15 | aamra Technologies Ltd. | FR Tower (9th floor) 32, Kemal Ataturk Avenue Banani CA, Dhaka - 1213. | N/A | Brand New | USA | 5 Years | 4 Years | 1,400,000 | 1,295,000 |
| Keystone Jack | 1429 | 10-Aug-15 | aamra Technologies Ltd. | FR Tower (9th floor) 32, Kemal Ataturk Avenue Banani CA, Dhaka - 1213. | N/A | Brand New | China | 5 Years | 4 Years | 500,000 | 462,500 |
| Cisco Router | 1 | 11-Aug-15 | aamra Technologies Ltd. | FR Tower (9th floor) 32, Kemal Ataturk Avenue Banani CA, Dhaka - 1213. | N/A | Brand New | USA | 5 Years | 4 Years | 67,200 | 62,160 |
| Keystone Jack | 1516 | 11-Aug-15 | aamra Technologies Ltd. | FR Tower (9th floor) 32, Kemal Ataturk Avenue Banani CA, Dhaka - 1213. | N/A | Brand New | China | 5 Years | 4 Years | 530,757 | 490,950 |
| Storage server - EMC | 2 | 31-Aug-15 | aamra Technologies Ltd. | FR Tower (9th floor) 32, Banani CA, Dhaka - 1213. | N/A | Brand New | USA | 5 Years | 4 Years | 14,421,000 | 13,219,250 |
| Rack | 1 | 11-Sep-15 | aamra Technologies Ltd. | FR Tower (9th floor) 32, Kemal Ataturk Avenue Banani CA, Dhaka - 1213. | N/A | Brand New | USA | 5 Years | 4 Years | 5,527,845 | 5,196,174 |
| Rack | 1 | 11-Sep-15 | aamra Technologies Ltd. | FR Tower (9th floor) 32, Kemal Ataturk Avenue Banani CA, Dhaka - 1213. | N/A | Brand New | USA | 5 Years | 4 Years | 8,893,155 | 8,359,566 |
| Connectror | 475 | 12-Sep-15 | Pathway Technology | 253/2-A, West Katashur, Shahid Buddjibi Road, Mohammedpur, Dhaka-1207 | N/A | Brand New | Taiwan | 5 Years | 4 Years | 19,000 | 17,733 |
| Cisco Router | 1 | 17-Sep-15 | aamra Technologies Ltd. | FR Tower (9th floor) 32, Kemal Ataturk Avenue Banani CA, Dhaka - 1213. | N/A | Brand New | USA | 5 Years | 4 Years | 67,333 | 63,293 |
| TP-Link Switch | 8 | 21-Sep-15 | Excel Technologies Ltd. | House # 2, Road #2, Dhanmondi R/A, Dhaka-1205 | N/A | Brand New | USA | 5 Years | 4 Years | 231,000 | 215,600 |
| Face Plate | 7222 | 23-Sep-15 | aamra Technologies Ltd. | FR Tower (9th floor) 32, Kemal Ataturk Avenue Banani CA, Dhaka - 1213. | N/A | Brand New | Garman | 5 Years | 4 Years | 650,000 | 611,000 |
| Face Plate | 5556 | 23-Sep-15 | aamra Technologies Ltd. | FR Tower (9th floor) 32, Kemal Ataturk Avenue Banani CA, Dhaka - 1213. | N/A | Brand New | Garman | 5 Years | 4 Years | 500,000 | 470,000 |
| Face Plate | 657 | 23-Sep-15 | aamra Technologies Ltd. | FR Tower (9th floor) 32, Kemal Ataturk Avenue Banani CA, Dhaka - 1213. | N/A | Brand New | Garman | 5 Years | 4 Years | 59,170 | 55,620 |
| Keystone Jack | 857 | 23-Sep-15 | aamra Technologies Ltd. | FR Tower (9th floor) 32, Kemal Ataturk Avenue Banani CA, Dhaka - 1213. | N/A | Brand New | China | 5 Years | 4 Years | 300,000 | 282,000 |
| Patch Panel | 2388 | 23-Sep-15 | aamra Technologies Ltd. | FR Tower (9th floor) 32, Kemal Ataturk Avenue Banani CA, Dhaka - 1213. | N/A | Brand New | China | 5 Years | 4 Years | 800,000 | 752,000 |

| Name of equipment | Nos. | Date of Purchase | Name of supplier | Address of supplier | Year of Sale | Condition | Country of origin | Useful Economic Life at purchase | Estimated Remaining Useful Life | Total purchase price with other cost* (Amount in BDT) | Written down value (Amount in BDT) |
|---|---|---|---|---|---|---|---|---|---|---|---|
| Server | 1 | 23-Sep-15 | aamra Technologies Ltd. | FR Tower (9th floor) 32, Kemal Ataturk Avenue Banani CA, Dhaka - 1213. | N/A | Brand New | USA | 5 Years | 4 Years | 1,330,000 | 1,250,200 |
| Switch | 3 | 23-Sep-15 | aamra Technologies Ltd. | FR Tower (9th floor) 32, Kemal Ataturk Avenue Banani CA, Dhaka - 1213. | N/A | Brand New | USA | 5 Years | 4 Years | 1,000,000 | 940,000 |
| Wire Manager | 500 | 23-Sep-15 | aamra Technologies Ltd. | FR Tower (9th floor) 32, Kemal Ataturk Avenue Banani CA, Dhaka - 1213. | N/A | Brand New | Germany | 5 Years | 4 Years | 500,000 | 470,000 |
| Wireless Radio | 5 | 23-Sep-15 | Stargate Communications Ltd | 52/1, Hasan Holdings (3rd Floor)New Eskaton Road, Banglamotor Dhaka-1000 | N/A | Brand New | USA | 5 Years | 4 Years | 41,738 | 39,234 |
| Battery | 5 | 1-Oct-15 | Nahar Group | 12/2, City Heart Building (11th Floor) 67, Naya Paltan, Dhaka-1000 | N/A | Brand New | Local | 5 Years | 4 Years | 60,900 | 57,855 |
| CISCO SG300-28 Port Gigabit Managed Switch | 1 | 1-Oct-15 | Computer Source | Corporate Marketing Office - House 11/B , Road 12 (NEW), Dhanmondi R/A, Dhaka 1209, Bangladesh | N/A | Brand New | China | 5 Years | 4 Years | 53,749 | 51,062 |
| CISCO SRW2024-K9-EU-24 Port | 1 | 1-Oct-15 | Global Brand Pvt. Ltd. | 19/2, West Panthapath (7th floor), Dhanmondi, Dhaka-1205, | N/A | Brand New | USA | 5 Years | 4 Years | 72,450 | 68,828 |
| HDD | 52 | 1-Oct-15 | Excel Technologies Ltd | House # 2, Road #2, Dhanmondi R/A, Dhaka-1205 | N/A | Brand New | USA | 5 Years | 4 Years | 68,437 | 65,015 |
| Mointor 21.5" | 1 | 1-Oct-15 | Onix Computer System | SR-308 (3rd Floor); BCS Computer City, IDB Bhaban, Agargaon, Dhaka-1208 | N/A | Brand New | China | 5 Years | 4 Years | 11,550 | 10,973 |
| Mointor 21.5" | 1 | 1-Oct-15 | Onix Computer System | SR-308 (3rd Floor); BCS Computer City, IDB Bhaban, Agargaon, Dhaka-1209 | N/A | Brand New | China | 5 Years | 4 Years | 12,075 | 11,471 |
| Rack | 2 | 1-Oct-15 | Pathway Technology | 253/2-A, West Katashur, Shahid Buddjibi Road, Mohammedpur, Dhaka-1207 | N/A | Brand New | China | 5 Years | 4 Years | 61,425 | 58,354 |
| TP-Link | 402 | 1-Oct-15 | Excel Technologies Ltd. | House # 2, Road #2, Dhanmondi R/A, Dhaka-1205 | N/A | Brand New | USA | 5 Years | 4 Years | 68,565 | 65,137 |
| HDD | 1 | 5-Oct-15 | Global Brand Pvt. Ltd. | 19/2, West Panthapath (7th floor), Dhanmondi, Dhaka-1205, | N/A | Brand New | USA | 5 Years | 4 Years | 13,020 | 12,369 |
| DVR | 2 | 6-Oct-15 | Excel Technologies Ltd. | House # 2, Road #2, Dhanmondi R/A, Dhaka-1205 | N/A | Brand New | USA | 5 Years | 4 Years | 33,180 | 31,521 |
| CC Camera | 12 | 7-Oct-15 | Excel Technologies Ltd. | House # 2, Road #2, Dhanmondi R/A, Dhaka-1205 | N/A | Brand New | China | 5 Years | 4 Years | 192,937 | 183,290 |
| NVR 32CH | 3 | 7-Oct-15 | Excel Technologies Ltd. | House # 2, Road #2, Dhanmondi R/A, Dhaka-1205 | N/A | Brand New | USA | 5 Years | 4 Years | 400,785 | 380,746 |
| PDU | 3 | 8-Oct-15 | Pathway Technology | 253/2-A, West Katashur, Shahid Buddjibi Road, Mohammedpur, Dhaka-1207 | N/A | Brand New | China | 5 Years | 4 Years | 140,280 | 133,266 |
| Rack | 2 | 11-Oct-15 | Pathway Technology | 253/2-A, West Katashur, Shahid Buddjibi Road, Mohammedpur, Dhaka-1207 | N/A | Brand New | China | 5 Years | 4 Years | 54,600 | 51,870 |
| DVR | 5 | 13-Oct-15 | Excel Technologies Ltd. | House # 2, Road #2, Dhanmondi R/A, Dhaka-1205 | N/A | Brand New | USA | 5 Years | 4 Years | 92,190 | 87,581 |
| Cisco Router ,ASR 9000 | 18 | 13-Oct-15 | aamra Technologies Ltd. | FR Tower (9th floor) 32, Kemal Ataturk Avenue Banani CA, Dhaka - 1213. | N/A | Brand New | China | 5 Years | 4 Years | 1,178,750 | 1,119,813 |
| UPS | 3 | 15-Oct-15 | Power-Link Electronics & Computer | 1254/1, East Shewrapara (Matborer Pukur par), 1st floor, Mirpur, Dhaka-1216 | N/A | Brand New | China | 5 Years | 4 Years | 120,750 | 114,713 |
| Rack | 1 | 17-Oct-15 | Pathway Technology | 253/2-A, West Katashur, Shahid Buddjibi Road, Mohammedpur, Dhaka-1207 | N/A | Brand New | China | 5 Years | 4 Years | 26,565 | 25,237 |

| Name of equipment | Nos. | Date of Purchase | Name of supplier | Address of supplier | Year of Sale | Condition | Country of origin | Useful Economic Life at purchase | Estimated Remaining Useful Life | Total purchase price with other cost* (Amount in BDT) | Written down value (Amount in BDT) |
|---|---|---|---|---|---|---|---|---|---|---|---|
| Face Plate & Keyston Jack | 1686 | 18-Oct-15 | RANGS Electronics Limited | 184, Tejgaon Industrial Area , Dhaka - 1208 | N/A | Brand New | China | 5 Years | 4 Years | 219,300 | 208,335 |
| Cisco Router | 2 | 19-Oct-15 | aamra Technologies Ltd. | FR Tower (9th floor) 32, Kemal Ataturk Avenue Banani CA, Dhaka - 1213. | N/A | Brand New | USA | 5 Years | 4 Years | 130,200 | 124,341 |
| Cisco switch | 1 | 19-Oct-15 | aamra Technologies Ltd. | FR Tower (9th floor) 32, Kemal Ataturk Avenue Banani CA, Dhaka - 1213. | N/A | Brand New | USA | 5 Years | 4 Years | 115,000 | 109,825 |
| HDD | 27 | 25-Oct-15 | Global Brand Pvt. Ltd. | 19/2, West Panthapath (7th floor), Dhanmondi, Dhaka-1205, | N/A | Brand New | USA | 5 Years | 4 Years | 351,120 | 333,564 |
| SFP Switch | 2 | 28-Oct-15 | Richman Informatics | 20/2 North Dhanmondi West Panthopath Dhaka-1205, Bangladesh | N/A | Brand New | USA | 5 Years | 4 Years | 71,400 | 67,830 |
| HDD, Mother Board, Processar & RAM | 4 | 29-Oct-15 | Onix Computer System | SR-308 (3rd Floor); BCS Computer City, IDB Bhaban, Agargaon, Dhaka-1210 | N/A | Brand New | China | 5 Years | 4 Years | 36,225 | 34,414 |
| Switch 24 Port | 1 | 29-Oct-15 | Computer City Technologies Ltd: | 75-76, 3rd Floor, B.S Bhaban, Labratory Road, 1205, Dhaka | N/A | Brand New | China | 5 Years | 4 Years | 22,575 | 21,446 |
| Antenna | 11 | 30-Oct-15 | aamra Technologies Ltd. | FR Tower (9th floor) 32, Kemal Ataturk Avenue Banani CA, Dhaka - 1213. | N/A | Brand New | China | 5 Years | 4 Years | 1,000,000 | 955,000 |
| Antenna | 11 | 30-Oct-15 | aamra Technologies Ltd. | FR Tower (9th floor) 32, Kemal Ataturk Avenue Banani CA, Dhaka - 1213. | N/A | Brand New | China | 5 Years | 4 Years | 1,000,000 | 955,000 |
| Antenna | 9 | 30-Oct-15 | aamra Technologies Ltd. | FR Tower (9th floor) 32, Kemal Ataturk Avenue Banani CA, Dhaka - 1213. | N/A | Brand New | China | 5 Years | 4 Years | 1,000,000 | 955,000 |
| Antenna | 9 | 30-Oct-15 | aamra Technologies Ltd. | FR Tower (9th floor) 32, Kemal Ataturk Avenue Banani CA, Dhaka - 1213. | N/A | Brand New | China | 5 Years | 4 Years | 1,000,000 | 955,000 |
| Antenna | 11 | 30-Oct-15 | aamra Technologies Ltd. | FR Tower (9th floor) 32, Kemal Ataturk Avenue Banani CA, Dhaka - 1213. | N/A | Brand New | China | 5 Years | 4 Years | 1,000,000 | 955,000 |
| Antenna | 22 | 30-Oct-15 | aamra Technologies Ltd. | FR Tower (9th floor) 32, Kemal Ataturk Avenue Banani CA, Dhaka - 1213. | N/A | Brand New | China | 5 Years | 4 Years | 1,000,000 | 955,000 |
| Wire Manager | 500 | 30-Oct-15 | aamra Technologies Ltd. | FR Tower (9th floor) 32, Kemal Ataturk Avenue Banani CA, Dhaka - 1213. | N/A | Brand New | Germany | 5 Years | 4 Years | 500,000 | 477,500 |
| Wire Manager | 500 | 30-Oct-15 | aamra Technologies Ltd. | FR Tower (9th floor) 32, Kemal Ataturk Avenue Banani CA, Dhaka - 1213. | N/A | Brand New | Germany | 5 Years | 4 Years | 500,000 | 477,500 |
| Online UPS | 2 | 30-Oct-15 | Rangs Electronics Limited. | Sonartori Tower 12 Sonargaon Road Dhaka-1000 | N/A | Brand New | China | 5 Years | 4 Years | 1,008,926 | 963,524 |
| Online UPS | 4 | 30-Oct-15 | Ranks Telecom Limited | 37/3/A, Eskaton Garden Road; Red Crescent Borak Tower, Level-2; Dhaka-1000 | N/A | Brand New | China | 5 Years | 4 Years | 5,235,000 | 4,999,425 |
| Splicer Machine | 5 | 30-Oct-15 | Sadia Enterprise | House-27, Road-10, Block-E, Banani,Dhaka-1213. | N/A | Brand New | China | 5 Years | 4 Years | 3,298,350 | 3,149,924 |
| Switch CISCO-SF300PP-K9-EU 24 Port | 2 | 2-Nov-15 | Global Brand Pvt. Ltd. | 19/2, West Panthapath (7th floor), Dhanmondi, Dhaka-1205, | N/A | Brand New | USA | 5 Years | 4 Years | 149,625 | 144,638 |
| Router JWNR 2010 | 31 | 9-Nov-15 | Computer City Technologies Ltd: | 75-76, 3rd Floor, B.S Bhaban, Labratory Road, 1205, Dhaka | N/A | Brand New | China | 5 Years | 4 Years | 86,625 | 83,738 |
| HDD | 3 | 17-Nov-15 | Global Brand Pvt. Ltd. | 19/2, West Panthapath (7th floor), Dhanmondi, Dhaka-1205, | N/A | Brand New | USA | 5 Years | 4 Years | 105,000 | 101,500 |
| Splicer Machine | 4 | 20-Nov-15 | Sadia Enterprise | House-27, Road-10, Block-E, Banani,Dhaka-1213. | N/A | Brand New | China | 5 Years | 4 Years | 3,145,539 | 3,051,173 |

| Name of equipment | Nos. | Date of Purchase | Name of supplier | Address of supplier | Year of Sale | Condition | Country of origin | Useful Economic Life at purchase | Estimated Remaining Useful Life | Total purchase price with other cost* (Amount in BDT) | Written down value (Amount in BDT) |
|---|---|---|---|---|---|---|---|---|---|---|---|
| Mikrotik Router | 15 | 20-Nov-15 | United Express | 167 Motijheel Circular Road (1st Floor), Dhaka | N/A | Brand New | China | 5 Years | 4 Years | 1,368,171 | 1,327,126 |
| Projector | 1 | 23-Nov-15 | Onix Computer System | SR-308 (3rd Floor); BCS Computer City, IDB Bhaban, Agargaon, Dhaka-1211 | N/A | Brand New | China | 5 Years | 4 Years | 94,290 | 91,147 |
| Switch | 3 | 24-Nov-15 | Computer City Technologies Ltd: | 75-76, 3rd Floor, B.S Bhaban, Labratory Road, 1205, Dhaka | N/A | Brand New | China | 5 Years | 4 Years | 91,875 | 88,813 |
| Door Exit, EM Lock & Exit Switch Steel | 3 | 26-Nov-15 | K.B International | 218, Sayeed Nazrul Islam Sarany, Electric Plaza, Shop: 15,12 Dhaka-1005 | N/A | Brand New | China | 5 Years | 4 Years | 127,520 | 123,269 |
| Wireless Router | 100 | 2-Dec-15 | Sterling Frontier Alliance Pte Ltd. | 152 Payalebar Road# 06-05, Citipoint Industrial Complex, Singapore. | N/A | Brand New | China | 5 Years | 4 Years | 2,711,354 | 2,670,684 |
| Server | 1 | 2-Dec-15 | United Express | 167 Motijheel Circular Road (1st Floor), Dhaka | N/A | Brand New | China | 5 Years | 4 Years | 4,767,011 | 4,695,506 |
| Mikrotik Router | 25 | 11-Dec-15 | United Express | 167 Motijheel Circular Road (1st Floor), Dhaka | N/A | Brand New | China | 5 Years | 4 Years | 2,152,876 | 2,120,583 |
| Mikrotik Router | 24 | 21-Dec-15 | aamra Technologies Ltd. | FR Tower (9th floor) 32, Kemal Ataturk Avenue Banani CA, Dhaka - 1213. | N/A | Brand New | USA | 5 Years | 4 Years | 2,013,355 | 1,983,154 |
| Cisco switch | 50 | 25-Dec-15 | Compuage Infocom (S) Pte Ltd. | 69 UBI Crescent# 03-04 CES Building, Singapore. | N/A | Brand New | USA | 5 Years | 4 Years | 18,310,794 | 18,036,132 |

**(ix) Details of the machineries required to be bought by the issuer, cost of the machineries, name of the suppliers, date of placement of order and the date or expected date of supply, etc:**

Since ANL is a service oriented company therefore machineries are not associate with the operation of the company. However, the Company will procure some equipment for its expansion which is mentioned in Section XXII under head of "**Use of Proceeds**" of this prospectus.

It is mentionable here that the name of the suppliers, date of placement of order and the date or expected date of supply are not yet decided.

**(x) In case the machineries are yet to be delivered, the date of quotations relied upon for the cost estimates given shall also be mentioned:**

Since ANL is a service oriented company machineries are not associate with the operation of the company. However, the Company use some equipment namely computer & computer equipment, Fiber optic cable & equipment, Infrastructure & backbone equipment, Data Center (combination of equipment) to render service to its customers. And even there is no such equipment which is yet to be delivered

**(xi) If plant is purchased in brand new condition then it should be mentioned:**

**TO WHOM IT MAY CONCERN**

aamra networks limited is a service oriented company therefore plant and machineries are not associate with the operation of the company. However, the Company use some equipment.

We do hereby declare that all the equipment of the Company were purchased in brand new condition. There are no re-conditioned or second hand equipment installed in the Company.

**Place: Dhaka**
Date: 27th September 2016

**Sd/-**
**K. M. HASAN & CO.**
Chartered Accountants

**(xii) Details of the second hand or reconditioned machineries bought or proposed to be bought, if any, including the age of the machineries, balance estimated useful life, etc. as per PSI certificates of the said machineries as submitted to the Commission:**

The Company did not purchase or neither has any intention to purchase any second hand or reconditioned machineries.

**(xiii) A physical verification report by the issue manager(s) regarding the properties as submitted to the Commission:**

**Physical Verification Report**
**on**
**aamra networks Limited**

**Visited and Accompanied by:**

| Particulars | | |
|---|---|---|
| Visited by (LankaBangla Investments Ltd.) | 1. Mr. Khandakar kayes Hasan, CFA | CEO, LankaBangla Investments Ltd. |
| | 2. Mr. Iftekhar Alam | HoD, Primary Market Services, LankaBangla Investments Ltd. |
| | 3. Mr. Khaled Hassan | Analyst, Primary Market Services, LankaBangla Investments Ltd. |
| | 4. Mr. Kazi Md. Noor E Alom | Analyst, Primary Market Services, LankaBangla Investments Ltd. |
| Accompanied by | 1. Mr. Khaled Ahmed Nur | Head of Technical Service and R&D, aamra networks limited |
| | 2. Mr. Goutam Sarker | Manager, Technical Service, aamra networks limited |
| | 3. Mr. Mohammad Sarwar Hossain | Head of Internal Audit, aamra networks limited |
| | 4. Mr. Nanda Dulal Paul | Manager, Finance & Accounts, aamra networks limited |

**Company Overview:**
aamra networks limited formerly known as Global Online Services Limited was incorporated and commenced its business in Bangladesh under the Companies Act, 1994 on 10 January, 2001 vide registered No. C- 42228(1587)/2001 as a Private Limited Company by shares. The Company changed its name from Global Online Services Limited to aamra networks limited on December 31, 2007. Subsequently, the Company was converted into a Public Limited Company by shares on May 08, 2013. The authorized and paid-up capital of the company is as follows:

| Particulars | Amount in Taka |
|---|---|
| Authorized Capital | 1,000,000,000 |
| Paid up Capital [as on December 31, 2015] | 380,000,000 |
| IPO Size (BDT) | 562,500,000 |
| Face Value | 10/- |

**During the course of visited we have visited the following office premises of ANL:**

**Registered Office:**
The Registered office of the Company is situated at Safura Tower (12th Floor), 20, Kemal Ataturk Avenue Banani, Dhaka - 1213.

**Corporate Office:**
The Corporate office of the Company is situated at Faruque Rupayan Tower (17th Floor), 32, Kemal Ataturk Avenue Banani, Dhaka – 1213.

**Chittagong Liaison Office:**
The Liaison office of the Company is situated at SFA Tower (3rd floor), 132, Panchlaish, Chittagong – 4203.

**Nature of Business:**
aamra networks limited (ANL) is a IT company involved in Leased Bandwidth distribution, IAAS, SAAS and IP enabled value added services. ANL is one of the first private sector licensed Internet Service Provider (ISP) in Bangladesh.

**Products**

The principal product of the company is as follows:

a. Internet, Equipment Sale & Others
b. IT Support & Software

**Description of Properties:**

We have identified the properties of aamra networks ltd. are as follows:

**PoP:**

After physically visit to the following PoP locations have found the existence of following POP and the equipment :

| SL. No. | PoP Name | Location Address | Equipment |
|---|---|---|---|
| 01 | Banani | Safura Tower, 20, Kemal Ataturk Avenue, Banani, Dhaka-1213, Bangladesh. | 1. CISCO ASR 1006 (3 No's)<br>2. Switch (20 No's)<br>3. Mikrotik Router (6 No's)<br>4. Bandwidth Manager (2 No's)<br>5. Mux (6 No's)<br>6. Media Converter (318 No's)<br>7. ODF (10 No's)<br>9. E1 Converter (20 No's)<br>10. E1 Chasis (2 Nos)<br>11. Radio Base (12 No's) |
| 02 | Agrabad POP | Hotel Sainmartin ltd. 25, SK. Mujib road, Agrabad. | 1. CISCO 1006 (1 No's)<br>2. Switch (9 No's)<br>3. Mikrotik Router (6 No's)<br>4. Bandwidth Manager (1 No's)<br>5. Mux (1No's)<br>6. Media Converter (120 No's)<br>7. ODF (4 No's)<br>9. E1 Converter (12 No's)<br>10. E1 Chasis (1 Nos)<br>11. Radio Base (9 No's) |
| 03 | DEPZ PoP | Room no-70, Bepza Complex, Ganakbari, Ashulia, Savar Dhaka | 1. CISCO Router (1 No's)<br>2. Switch (4 No's)<br>3. Mikrotik Router (1 No's)<br>4. Mux (1No's)<br>5. Media Converter (30 No's)<br>6. ODF (2 No's)<br>7. E1 Converter (4 No's)<br>8. Radio Base (11 No's) |
| 04 | Gulshan-2 NOC POP | Shaptarshee, Road-81, House-8G, Gulshan -2, Dhaka-1212 | 1. CISCO Router (1 No's)<br>2. Switch (8 No's)<br>3. Mikrotik Router (2 No's)<br>4. Bandwidth Manager (1 No's)<br>5. Mux (1 No's)<br>6. Media Converter (70 No's)<br>7. ODF (4 No's)<br>9. E1 Converter (8 No's)<br>10. E1 Chasis (1 Nos)<br>11. Radio Base (12 No's)<br>12. Server (8 No's) |
| 05 | Karwan Bazar La vinci POP | Hotel Lavinci, 54 Karwan Bazar C/A, Dhaka | 1. CISCO Router (1 No's)<br>2. Switch (2 No's)<br>4. Mux (1 No's)<br>5. Media Converter (50 No's)<br>6. ODF (2 No's)<br>7. E1 Converter (5 No's)<br>8.. Radio Base (6 No's) |
| 06 | Motijheel PoP | Rahmania International Complex, 28/1/C, Toynabi Circular Road, Motijheel, Dhaka | 1. CISCO Router (1 No's)<br>2. Switch (2 No's)<br>3. Mux (1 No's) |

| SL. No. | PoP Name | Location Address | Equipment |
|---|---|---|---|
| | | | 5. Media Converter (30 No's)<br>6. ODF (2 No's)<br>7. E1 Converter (10 No's)<br>08.. Radio Base (2 No's)<br>09. Server (1 No's) |
| 07 | SFA POP | SFA Tower (3rd floor) 132, Panchlaish Chittagong | 1. CISCO Router (1 No's)<br>2. Switch (7 No's)<br>3. Mikrotik Router (4 No's)<br>4. Mux (2 No's)<br>5. Media Converter (40 No's)<br>6. ODF (4 No's)<br>7. E1 Converter (14 No's)<br>08.. Radio Base (7 No's)<br>09. Server (1 No's) |
| 08 | Uttara POP | Syed Grand Centre, Uttara Sec-7, Dhaka | 1. CISCO Router (1 No's)<br>2. Switch (5 No's)<br>3. Mikrotik Router (2 No's)<br>4. Mux (1 No's)<br>5. Media Converter (20 No's)<br>6. ODF (2 No's)<br>7. E1 Converter (4 No's)<br>08.. Radio Base (9 No's)<br>09. Server (4 No's) |
| 09 | Baridhara DOHS PoP | Road-8,House-462,Ground Floor, Baridhara DOHS | 1. Mikrotik Router (1 No's)<br>2. Switch (2 No's)<br>3. Media Converter (20 No's)<br>4. ODF (1 No's)<br>5. E1 Converter (2 No's) |
| 10 | Bashundhara PoP | Block-A,Road-2 ,House-82, Ground floor Bashundhara R/A | 1. Mikrotik Router (1 No's)<br>2. Switch (2 No's)<br>3. Media Converter (10 No's)<br>4. ODF (1 No's) |
| 11 | CEPZ POP | CEPZ , Chittagong , Bangladesh | 1. Mikrotik Router (2 No's)<br>2. Switch (4 No's)<br>3. Media Converter (30 No's)<br>4. ODF (2 No's)<br>5. Radio Base (8 No's)<br>6. E1 Converter (3 No's) |
| 12 | Coxs Bazar POP | Albatross Resort, Kolatoli Beach, Cox's Bazar | 1. Mikrotik Router (2 No's)<br>2. Switch (3 No's)<br>3. Media Converter (18 No's)<br>4. ODF (2 No's)<br>5. E1 Converter (6 No's) |
| 13 | Gazipur POP | Bagdad Tanzia Tower, A-G, Tangail Road, Gazipur Chowrasta,Gazipur. | 1. Mikrotik Router (1 No's)<br>2. Switch (2 No's)<br>3. Media Converter (22No's)<br>4. ODF (2 No's)<br>5. Radio Base (11 No's)<br>6. Mux (1 No's) |
| 14 | Gulshan Avenue PoP | Navana Tower Shopping Complex, 45, Gulshan Avenue, Gulshan-1, Dhaka - 1212, Bangladesh | 1. Mikrotik Router (1 No's)<br>2. Switch (4 No's)<br>3. Media Converter (36 No's)<br>4. ODF (2 No's)<br>5. Mux (1 No's) |
| 15 | Mirpur POP | Grand Prince Hotel Paradise Plaza, Com. Plot no. 6 & 11, Block-B, Mirpur-1, Dhaka-1216, Bangladesh | 1. Mikrotik Router (1 No's)<br>2. Switch (2 No's)<br>3. Media Converter (24 No's)<br>4. ODF (2 No's) |
| 16 | Tejgoan PoP | Samah Razor Blades Industries Limited 247/248, Tejgaon I/A Dhaka | 1. CISCO Router (1 No's)<br>2. Switch (2 No's)<br>3. Mikrotik Router (1 No's)<br>4. Mux (1 No's)<br>5. Media Converter (30 No's) |

| SL. No. | PoP Name | Location Address | Equipment |
|---|---|---|---|
| | | | 6. ODF (2 No's)<br>7. E1 Converter (6 No's) |
| 17 | UEPZ PoP | Evergreen Factoroy Ltd, Nilphamari EPZ | 1. Mikrotik Router (2 No's)<br>2. Switch- Netgear (1 No's)<br>3. Media Converter (8 No's)<br>4.Radio Base (2 No's)<br>6. E1 Converter (2 No's) etc. |
| 18 | AEPZ PoP | Room no#101, Ground Floor, Zone Service Complex building, Adamjee EPZ, Shiddhirganj, Narayanganj. | 1. Mikrotik Router (1 No's)<br>2. Switch- Cisco/Netgear/Dell/Tp Link (2 No's)<br>3. Mux (1 No's)<br>4. Media Converter (20 No's)<br>5. ODF (2 No's)<br>6. E1 Converter (4 No's)<br>7.Radio Base (12 No's) |
| 19 | Bogra SS complex POP | SS complex , Mofij Paglarmor, Sherpur road, Bogra Shador, Bogra | 1. Mikrotik Router (1 No's)<br>2. Switch (2 No's)<br>3. Mux (1 No's)<br>4. Media Converter (14 No's)<br>5. ODF (1 No's)<br>6. E1 Converter (6 No's)<br>7.Radio Base (5 No's) |
| 20 | Sarker Market-Jamgora | Jamgora, Narshingpur, Ashulia | 1. Mikrotik Router (1 No's)<br>2. Switch (1 No's)<br>3. Media Converter (10 No's)<br>4. ODF (1 No's) |
| 21 | Seedstore PoP | Seed Store Bazar, Maona | 1. Mikrotik Router (1 No's)<br>2. Switch (1 No's)<br>3. Media Converter (10 No's)<br>4. ODF (1 No's)<br>5. Radio Base (6 No's) |
| 22 | Shirir Chala PoP | Shirir Chala, Notun Bazar road, Maona | 1. Mikrotik Router (1 No's)<br>2. Switch- Cisco/Netgear/Dell/Tp Link (1 No's)<br>3. Media Converter (10 No's)<br>4. ODF (1 No's)etc. |
| 23 | Khilgaon POP | 200A,Nahar Tower,Khilgaon Railgate | 1. Mikrotik Router (1 No's)<br>2. Switch- Cisco/Netgear/Dell/Tp Link (2 No's)<br>3. Media Converter (24 No's)<br>4. ODF (1 No's)<br>5. Radio Base (8 No's)<br>6. Mux (1 No's) etc. |
| 24 | Gazipura (Masco) POP | 221,225 Khartail, Shataish Road, Gazipura, Masco Cottons Ltd, Dhaka-Mymensingh Highway, Tongi, Dhaka | 1. Mikrotik Router (1 No's)<br>2. Switch (2 No's)<br>3. Media Converter (14 No's)<br>4. ODF (1 No's)<br>5. Radio Base (7 No's)<br>6. Mux (1 No's) |
| 25 | Mohammadpur PoP | Japan Garden City Ltd., 24/A Tajmahal Rd, Dhaka 1207, Bangladesh | 1. Mikrotik Router (1 No's)<br>2. Switch (1 No's)<br>3. Media Converter (8 No's)<br>4. ODF (1 No's) |
| 26 | Gulshan Wintel PoP | Road-113,orion Tower, Ground Floor, Gulshan 2 | 1. Mikrotik Router (1 No's)<br>2. Switch(2 No's)<br>3. Media Converter (24 No's)<br>4. ODF (1 No's) |
| 27 | Dhanmondi POP | Stamford University, 744, Satmosjid Road, Dhanmondi | 1. Mikrotik Router (1 No's)<br>2. Switch (2 No's)<br>3. Media Converter (32 No's)<br>4. ODF (1 No's) |
| 28 | Kumira POP | Kumira, Chittagong. | 1. Mikrotik Router (1 No's)<br>2. Switch (2 No's)<br>3. Media Converter (10 No's)<br>4. ODF (1 No's) |

| SL. No. | PoP Name | Location Address | Equipment |
|---|---|---|---|
| 29 | Niketon PoP | Ja-3 Mohakhali Werless Get Akij Para, Rd No 1, Dhaka. | 1. Mikrotik Router (1 No's)<br>2. Switch- Cisco/Netgear/Dell/Tp Link (1 No's)<br>3. Media Converter (14 No's)<br>4. ODF (1 No's) etc. |
| 30 | Nikunja Pipex | House-19, Road-19, Nikunja-2, Dhaka 1229 | 1. Mikrotik Router (1 No's)<br>2. Switch (1 No's)<br>3. Media Converter (18 No's)<br>4. ODF (1 No's) |
| 31 | Rangamati POP | Rangamati Satellite Cable, Banorupa, Bus stand, Rangamati. | 1. Mikrotik Router (1 No's)<br>2. Switch-(1 No's)<br>3. Media Converter (4 No's) |
| 32 | Coats POP | Coats Bangladesh Ltd. Fouzderhat Industrial Estate, Sagorika Road, P.O. Customs Academy, Chittagong, BD. | 1. Mikrotik Router (1 No's)<br>2. Switch (1 No's)<br>3. Media Converter (14 No's)<br>4. ODF (1 No's) |
| 33 | CCL POP | Chittagong Communications Limited, Mannan Bhaban, 156, noor ahmed sarak, Chittagong -4000 | 1. Mikrotik Router (1 No's)<br>2. Switch (1 No's)<br>3. Media Converter (14 No's)<br>4. ODF (1 No's) |
| 34 | KEPZ POP | KEPZ Zone Service Complex, North Potenga, Chittagong. | 1. Mikrotik Router (1 No's)<br>2. Switch (1 No's)<br>3. Media Converter (14 No's)<br>4. ODF (1 No's)<br>5. Radio Base (4 No's) |
| 35 | Khulshi POP | Hilltop Inn House 6, Rd 2, Khulshi Chittagong. | 1. Mikrotik Router (1 No's)<br>2. Switch (2 No's)<br>3. Media Converter (24 No's)<br>4. ODF (1 No's) |
| 36 | Azadi POP | Dainik Azadi Newspaper, Chittagong 9, CDA Commercial Area,Momin Road, Chittagong. | 1. Mikrotik Router (1 No's)<br>2. Switch- Cisco/Netgear/Dell/Tp Link (1 No's)<br>3. Media Converter (14 No's)<br>4. ODF (1 No's)<br>5. Radio Base (6 No's) |
| 37 | Bogra Mir PoP | Amicus Center lavel-7, Sherpur, Bogura-5800 | 1. Mikrotik Router (1 No's)<br>2. Switch (1 No's)<br>3. Media Converter (6 No's)<br>4. Mux (1 No's) |
| 38 | Halishahar POP | Road 2, lane-3 Gate-9, k Block, Gideon school halishahar, Chittagong | 1. Mikrotik Router (1 No's)<br>2. Switch- Cisco/Netgear/Dell/Tp Link (1 No's)<br>3. Media Converter (10 No's) etc. |
| 39 | Kalurghat pop | Shore to Shore (BD) Ltd., Kalurghat BSCIC Industrial Area, Chittagong 4208. | 1. Mikrotik Router (1 No's)<br>2. Switch (1 No's)<br>3. Media Converter (8 No's)<br>4. Radio Base (4 No's) |
| 40 | Mir PoP Narayanganj | 62 Water Works Road, Godnail, Narayanganj-1400 | 1. Mikrotik Router (1 No's)<br>2. Switch (1 No's)<br>3. Media Converter (8 No's)<br>4. Mux (1 No's)<br>5. Radio Base (3 No's) |
| 41 | Khulna PoP (Khulna Vision) | K. vision: 46/1 Cemetry Road, Shantidham Morh, Cemetry Rd, Khulna 9100 | 1. Mikrotik Router (1 No's)<br>2. Switch (1 No's)<br>3. Media Converter (12 No's) |
| 42 | Khulna PoP (Khulna Railway) | Khulna Railway station | 1. Mikrotik Router (1 No's)<br>2. Switch (1 No's)<br>3. Media Converter (8 No's)<br>4. Mux (1 No's)<br>5. Radio Base (4 No's) |
| 43 | Nilphamari-RO PoP | Nilphamari Sadar | 1. Mikrotik Router (1 No's)<br>2. Switch (1 No's)<br>3. Radio Base (2 No's) etc. |
| 44 | Sreepur POP GP | Sreepur Railway station | 1. Mikrotik Router (1 No's)<br>2. Switch (1 No's) |

| SL. No. | PoP Name | Location Address | Equipment |
|---|---|---|---|
| | | | 3. Radio Base (4 No's)<br>4. Mux (1 No's) etc. |
| 45 | Tangail PoP | Tangail Railway station | 1. Media Converter (2No's)<br>2. Radio Base (1 No's)<br>3. Mux (1 No's)<br>4. Switch (1 No's) |
| 46 | Rangpur PoP | Rangpur Railway station | 1. Media Converter (2No's)<br>2. Radio Base (3 No's)<br>3. Mux (1 No's)<br>4. Switch (1 No's) |
| 47 | Syedpur PoP | Syedur Railway station | 1. Media Converter (2No's)<br>2. Radio Base (3 No's)<br>3. Mux (1 No's)<br>4. Switch (1 No's) |
| 48 | Ctg. Air Port POP | Shah Amanat Inter'L Airport, South Patenga, Chittagong-4206. | 1. Media Converter (8 No's)<br>2. Mikrotik Router (1 No's)<br>3. Switch (1 No's) |
| 49 | Chandora PoP | Interstoff apparels ltd. Palli Bidyut bus stand, Chandora, Kaliakoir, Gazipur | 1. Media Converter (8 No's)<br>2. Mikrotik Router (1 No's)<br>3. Switch (1 No's)<br>4. Radio Base (4 No's) |
| 50 | Sylhet Mir PoP | Mirzajangal, Sylhet | 1. Media Converter (2No's)<br>2. Radio Base (5 No's)<br>3. Mux (1 No's)<br>4. Switch (1 No's) |
| 51 | Sylhet Shahazibazar | Sylhet Shahazibazar | 1. Mux (1 No's)<br>2. Radio Base (3 No's)<br>3. Switch (1 No's) |
| 52 | Rajshahi PoP | Shaheb Bazar, Rajshahi | 1. Media Converter (4No's)<br>2. Radio Base (3 No's)<br>3. Mux (1 No's)<br>4. Switch (1 No's). |
| 53 | Konabari PoP | Konabari, Gazipur | 1. Media Converter (8No's)<br>2. Radio Base (1 No's)<br>3. Mikrotik Router (1 No's)<br>4. Switch- Netgear (1 No's) |
| 54 | Hemayetpur PoP | Hemaytepur Bus Stand, Savar | 1. Media Converter (4No's)<br>2. Radio Base (2 No's)<br>3. Mikrotik Router (1 No's)<br>4. Switch- Netgear (1 No's) |

**Computer Software:**

**Name of the software:** "OpManager Enterprise"

**Functions:** To enhance the whole distributed IT infrastructure into a centralized and reliable network with highest performance data monitoring. Their monitoring includes network management solution & performance management functionality across critical IT resources - Routers, Switches, Firewalls, WAN links, Servers, and other IT infrastructure components.

Besides this assets we have also found other assets such as:

- Furniture & Fixture
- Office Equipment
- Computer & Computer Equipment
- Fiber optical cable and equipment
- WiFi Equipment

It is also mentionable here that during our visit, we also checked inventory register and roster (worker duty register) and found satisfactory. We also verified the work order and sales invoices from the customers and found the company active in its operations.

The Signboard of the company is well displayed at its registered office, corporate office and liaison office and there is no other office within these said offices.

**Land:**

| Particulars | Remarks |
|---|---|
| Area of Land | 92 Decimals |
| Location | Mouza East Nasirabad, P.S Panchlaish, Chittagong |
| Boundary wall | Surrounded |
| Signboard in company's name | Yes |
| Road beside the land | Yes |

**Sd/-**
**Khandakar Kayes Hasan, CFA**
Chief Executive Officer
LankaBangla Investments Limited

**Sd/-**
**Iftekhar Alam**
Head of Primary Market Services
LankaBangla Investments Limited

Date: September 27, 2016

**(xiv) If the issuer is entitled to any intellectual property right or intangible asset, full description of the property, whether the same are legally held by the issuer and whether all formalities in this regard have been complied with:**

| Name of Intangible Asset | Description | Nature of Ownership | Compliance Status | Country of origin |
|---|---|---|---|---|
| Computer Software | OpManager is the one of the best Technology picks of the world's largest network oriented market. OpManger Enterprise helps to enhance the whole distributed IT infrastructure into a centralized and reliable network with highest performance data monitoring 24*7. Their monitoring includes simple and scalable network management solution & performance management functionality across critical IT resources viz. Routers, Switches, Firewalls, WAN links, Physical servers, Virtual server (VMware) and other IT infrastructure components. | Fully owned by ANL | Complied | USA |

**(xv) Full description of other properties of the issuer:**

The Company has no other properties except the followings:

**(As per Audited Accounts)**

| Name of the Assets | December 31, 2015 | | Total |
|---|---|---|---|
| | Except EPZ Project | EPZ Project | |
| Land and Land Development | 198,344,514 | - | 198,344,514 |
| Furniture & fixture | 912,380 | 154,593 | 1,066,973 |
| Office equipment | 20,146,524 | 579,948 | 20,726,472 |
| Electric installation | 1,019,612 | - | 1,019,612 |
| Telephone installation | 117,897 | - | 117,897 |
| Computer & computer equipments | 4,851,328 | 216,101 | 5,067,429 |
| Data center | 23,493,835 | - | 23,493,835 |
| Fiber optic cable & equipment | 56,177,236 | - | 56,177,236 |
| Infrastructure & backbone equipments | 227,910,405 | 1,858,231 | 229,768,636 |
| Motor vehicle | 6,548,035 | - | 6,548,035 |
| Office decoration | 27,365,080 | 917,656 | 28,282,736 |
| WiFi equipment & installation | 28,890,543 | - | 28,890,543 |
| **Total** | **595,777,391** | **3,726,529** | **599,503,920** |

## (f) Plan of Operation and Discussion of Financial Condition

*As per Audited Accounts*

| Particulars | As of Dec 31, 2015 | As of Dec 31, 2014 | As of Dec 31, 2013 | As of Dec 31, 2012 | As of Dec 31, 2011 |
|---|---|---|---|---|---|
| | | | (Amount in BDT) | | |
| **RESULTS FROM OPERATION** | | | | | |
| **Net Revenue** | **662,948,637** | **595,085,403** | **515,106,448** | **414,952,807** | **336,594,140** |
| Cost of Service | (398,746,169) | (356,485,900) | (294,799,436) | (239,269,305) | (204,037,183) |
| **A. Gross Profit** | **264,202,468** | **238,599,503** | **220,307,012** | **175,683,502** | **132,556,957** |
| Administrative Expenses | (122,791,162) | (117,726,462) | (109,471,820) | (87,297,248) | (69,212,626) |
| **B. Operating Expenses** | **(122,791,162)** | **(117,726,462)** | **(109,471,820)** | **(87,297,248)** | **(69,212,626)** |
| **C. Profit from operation (A-B)** | **141,411,306** | **120,873,041** | **110,835,193** | **88,386,254** | **63,344,331** |
| Financial cost | (8,493,527) | (35,141,345) | (22,278,565) | (3,696,998) | (2,349,030) |
| Other income | 4,408,511 | 8,643,565 | 815,388 | (4,165,511) | 1,580,108 |
| Workers' Profit Participation Fund (WPPF) | (6,539,347) | (4,494,060) | - | - | - |
| **C. Profit before income tax** | **130,786,943** | **89,881,201** | **89,372,016** | **80,523,745** | **62,575,409** |
| **D. Provision for income tax** | | | | | |
| Current tax | (3,903,578) | (2,148,972) | (6,671,007) | (5,584,281) | (4,360,521) |
| Deferred tax | (6,801,878) | (2,846,842) | (163,347) | - | - |
| | **(10,705,456)** | **(4,995,814)** | **(6,834,354)** | **(5,584,281)** | **(4,360,521)** |
| **Net Profit after Tax (C-D)** | **120,081,487** | **84,885,387** | **82,537,662** | **74,939,464** | **51,861,654** |
| **CHANGES IN FINANCIAL POSITION** | | | | | |
| Non-Current Assets | 637,491,067 | 471,796,465 | 393,646,891 | 127,097,829 | 95,879,855 |
| Investment | - | - | - | 23,998,704 | 29,758,505 |
| Current Assets | 305,661,744 | 387,026,921 | 207,592,988 | 163,783,301 | 108,682,062 |
| **Total Assets** | **943,152,811** | **858,823,386** | **601,239,878** | **314,879,834** | **234,320,422** |
| Shareholders' Equity | 835,156,412 | 569,805,618 | 355,274,975 | 272,801,203 | 197,861,739 |
| Non-Current Liabilities | 14,093,201 | 62,020,140 | 100,236,238 | - | - |
| Current Liabilities and Provisions | 93,903,198 | 226,997,628 | 145,728,665 | 42,078,631 | 36,458,683 |
| **Total Equity and Liabilities** | **943,152,811** | **858,823,386** | **601,239,878** | **314,879,834** | **234,320,422** |
| **CHANGES IN CASH FLOWS** | | | | | |
| **Net Cash Flows from Operating Activities** | **148,517,179** | **81,328,250** | **160,048,351** | **37,885,245** | **84,026,895** |
| **Net cash used in investing activities** | **(230,359,298)** | **(138,018,334)** | **(274,538,229)** | **(52,308,897)** | **(50,809,466)** |
| **Net cash used/provided in/by financing activities** | **(46,772,169)** | **165,720,730** | **142,500,000** | **-** | **-** |

### (ii) (a) Internal and external sources of cash:

The internal sources of cash are the share capital and retained earnings. The external sources of cash are short-term & long-term borrowings.

*As per Audited Accounts*

| Particulars | As of Dec 31, 2015 | As of Dec 31, 2014 | As of Dec 31, 2013 | As of Dec 31, 2012 | As of Dec 31, 2011 |
|---|---|---|---|---|---|
| | (Amount in BDT) | (Amount in BDT) | (Amount in BDT) | (Amount in BDT) | (Amount in BDT) |
| **Internal Sources of Cash:** | | | | | |
| **Share Capital** | 380,000,000 | 260,000,000 | 260,000,000 | 54,000,000 | 54,000,000 |
| **Share Premium** | 159,131,807 | - | - | - | - |
| **Retained Earnings** | 296,024,605 | 175,943,118 | 95,274,975 | 218,801,203 | 143,861,739 |
| **Sub-Total** | **835,156,412** | **435,943,118** | **355,274,975** | **272,801,203** | **197,861,739** |
| | | | | | |
| **External Sources of Cash:** | | | | | |
| **Term Loan** | - | 45,963,913 | 52,364,284 | - | - |
| **Lease Liability** | 1,278,889 | 36,064,376 | 93,677,109 | - | - |
| **Short Term Borrowings** | 37,002,384 | 148,455,460 | 52,584,126 | 18,913,869 | 15,952,158 |
| **Sub-Total** | **38,281,273** | **230,483,749** | **198,625,519** | **18,913,869** | **15,952,158** |
| | | | | | |
| **GRAND TOTAL** | **873,437,685** | **666,426,867** | **553,900,494** | **291,715,072** | **213,813,897** |

**(b) Any material commitments for capital expenditure and expected sources of funds for such expenditure:**

The company has no material commitment of capital expenditure other than as specified in Section – XXII, **'Utilization of IPO Proceeds'** under the head of Use of Proceeds of this Prospectus.

**(c) Causes for any material changes from period to period in revenues, cost of goods sold, other operating expenses and net income:**

The company's revenues and cost of goods sold, other operating expenses and net income have continued to change due to incease in sales volume and assets.

| Particulars | As of Dec 31, 2015 | As of Dec 31, 2014 | As of Dec 31, 2013 | As of Dec 31, 2012 | As of Dec 31, 2011 |
|---|---|---|---|---|---|
| | (Amount in BDT) | | | | |
| **Net Revenue** | 662,948,637 | 595,085,403 | 515,106,448 | 414,952,807 | 336,594,140 |
| **Cost of Service** | 398,746,169 | 356,485,900 | 294,799,436 | 239,269,305 | 204,037,183 |
| **Operating Expenses** | 122,791,162 | 117,726,462 | 109,471,820 | 87,297,248 | 69,212,626 |
| **Net Profit after Tax** | 120,081,487 | 84,885,387 | 82,537,662 | 74,939,464 | 51,861,654 |

**Causes for Changes in revenues:** As it can be observed from the above table, the overall sales increased over the years as the Company's capacity increased.

**Causes for Changes in cost of goods sold/ Cost of Service:** The Cost of Goods Sold increased in 2015 due to the Company's procurement of more amount of bandwidth than the previous years. As the price of bandwidth declined in the global market ANL had to purchase and provide more bandwidth to the customers in order to retain them from the competitors.

**Causes for Changes in other operating expenses:** The operating expense of the company increased in 2015 than previous years because of increase of salary & other allowances and other administrative expenses in line with the increase of sales.

**Causes for Changes in net income:** Net Income has increased due to reduction of financial cost in 2015 than previous years because the Company has repaid its loan.

**(d) Any seasonal aspects of the issuer's business:**

aamra networks limited is engaged in the business of ISP services and IT enabled services which has no seasonal effect.

**(e) Any known trends, events or uncertainties that may have material effect on the issuer's future business:**

The business operation of the Company may be affected by some known events as follows:

1. Down-trend demand at international market
2. Entrance of new technology
3. Increased competition
4. Political unrest
5. Natural Disaster
6. National level Power disaster for long time

**(f) Any assets of the company used to pay off any liabilities:**

The Company has not used any of its assets to pay off any liabilities.

**(g) Any loan taken from or given to any related party or connected person of the issuer with details of the same:**

ANL did not take loans from any related party or connected persons

| Name of The Party | Nature of Relationship | Nature of Transaction | Amount Given & Taken During the year ended 31st Dec 2015 (BDT) | | Amount Given & Taken During the year ended 31st Dec 2014 (BDT) | | Outstanding Amount receivable/ (payable) | Outstanding Amount receivable/ (payable) |
|---|---|---|---|---|---|---|---|---|
| | | | Loan Given | Loan Taken | Loan Given | Loan Taken | 2015 (BDT) | 2014 (BDT) |
| aamra outsourcing limited | Concern under common management | Intercompany loan transaction | - | - | 3,500,000 | - | - | - |
| aamra infotainment limited | Concern under common management | Intercompany loan transaction | 4,700,000 | - | 4,140,000 | - | - | - |
| aamra technologies limited | Concern under common management | Intercompany loan transaction | 51,410,795 | - | - | - | - | - |
| aamra fitness limited | Concern under common management | Intercompany loan transaction | 2,425,000 | - | - | - | - | - |
| aamra holdings limited | Concern under common management | Intercompany loan transaction | 2,500,000 | - | - | - | - | - |

Note: ANL did not take loans from any related party or connected persons.

**(h) Any future contractual liabilities the issuer may enter into within next one year, and the impact, if any, on the financial fundamentals of the issuer:**

The Company has no plan to enter into any future contractual liabilities other than normal course of business within next one year other than as specified in Section – XXII, under the head of Use of Proceeds of this Prospectus.

**(i) The estimated amount, where applicable, of future capital expenditure:**

The company has no plan for future capital expenditure other than as specified in **'Utilization of IPO Proceeds'** in Section – XXII, under the head of Use of Proceeds of this Prospectus.

**(j) Any VAT, income tax, customs duty or other tax liability which is yet to be paid, including any contingent liabilities stating why the same was not paid prior to the issuance of the prospectus. Updated income tax status for the last 5 years or from commercial operation, which is shorter:**

**Status of unpaid VAT, income tax, customs duty or other tax liability:**

The Company has no such unpaid VAT, income tax, customs duty or other tax liability.

**Value Added Tax (VAT)**

The Company's VAT Registration Number is 18131069802(area code 180303), and it submits VAT returns on time. VAT liability is created at the time of sale, VAT paid to the Government as deduction at source, and adjusted after collecting the Challans from customers. Mentionable here that, as per SRO No. 119-Act/2015/725-VAT company enjoy VAT exemption on Software sales.

**Income Tax**

The company's TIN is 558636499973 Taxes Circle-316 (Company), Taxes Zone 15, Dhaka. ANL has paid the following Income Tax to the Government:

| Income Year | Assessment Year | Status |
|---|---|---|
| 2010 | 2011-12 | As per Income Tax Certificate, aamra networks Limited is a registered assessee company of Taxes circle-76 Taxes Zone-7, Dhaka. The assessment of the company has been completed for the assessment year 2011-2012 under section 82BB & tax paid in full. |
| 2011 | 2012-13 | As per Income Tax Certificate, aamra networks Limited is a registered assessee of Taxes circle-316 (companies), Taxes Zone-15, Dhaka. Assessment of the assessee has been completed for the assessment year 2012-2013 under Universal Self-Assessment Scheme & tax paid in full. |
| 2012 | 2013-14 | As per Income Tax Certificate, aamra networks Limited is a registered assesse of Taxes circle-316 (companies), Taxes Zone-15, Dhaka. Assessment of the assessee has submitted tax return for the assessment year 2013-2014 U/S-82BB and tax paid as per calculation. |
| 2013 | 2014-15 | As per Income Tax Certificate, aamra networks Limited is a registered assesse of Taxes circle-316 (companies), Taxes Zone-15, Dhaka. Assessment of the assessee has been completed for the assessment year 2014-2015 U/S-82BB and tax paid in full. |
| 2014 | 2015-16 | As per Income Tax Certificate, aamra networks Limited is a registered assesse of Taxes circle-316 (companies), Taxes Zone-15, Dhaka. The assessment has been completed under universal self-assessment (Under Section 82BB) for the assessment year 2015-2016. |

**Partial Exemption on Tax:**
The Company is enjoying a Tax exemption on its Information Technology Enabled Services (ITES) as per Income Tax Ordinance, 1984, clasue 52 related with Income Tax Rules, 1984 Clause-16.

**Customs Duty or other tax liability**
The Company pays all Import Duties & VAT at the time of import as per the law of the land. There is no liability pending about such duties & taxes.

**Contingent liabilities:**
The Company has no contingent liabilities as of December 31, 2015.

**(k) Any financial commitment, including lease commitment, the company had entered into during the past five years or from commercial operation, which is shorter, giving details as to how the liquidation was or is to be effected:**

**Operating Lease Agreement during Last Five Years**

aamra networks limited has established its head office and other offices on leased accommodation as under:

| Sl No. | Lessor | Effective Date of Lease | Expiration Date of Lease | Description of Leased Asset | Lease Rent/period per Month (BDT) | Liquidation |
|---|---|---|---|---|---|---|
| 1 | FR Properties Ltd. | October 1, 2012 | September 30, 2017 | Demised Premises measuring 3000 SFT of 17th Floor, A & B unit (Northern side) of FR Tower at 32, Kamal Ataturk Avenue, Banani, Dhaka-1213 | 2,41,500/- | In case of termination of the agreement the LESSEE will hand over the possession of the Demised Premises to the LESSOR |
| 2 | FR Properties Ltd. | September 15, 2016 | September 14, 2021 | Demised Premises measuring 3000 SFT of 17th Floor, C & D unit (Southern side) of FR Tower at 32, Kamal Ataturk Avenue, Banani, Dhaka-1213 | 2,41,500/- | In case of termination of the agreement the LESSEE will hand over the possession of the Demised Premises to the LESSOR |
| 3 | FR Properties Ltd. | January 01, 2015 | December 31, 2019 | Demised Premises of 5th Floor, B unit of FR Tower at 32, Kamal Ataturk Avenue, Banani, Dhaka-1213 | 1,00,000/- | In case of termination of the agreement the LESSEE will hand over the possession of the Demised Premises to the LESSOR |
| 4 | Universal Business Machines Ltd. | July 01, 2015 | June 30, 2017 | Demised Premises measuring 4581 SFT of 12th Floor, Safura Tower at 20, Kamal Ataturk Avenue, Banani, Dhaka-1213 | 4,12,290/- | In case of termination of the agreement the LESSEE will hand over the possession of the Demised Premises to the LESSOR |
| 5 | Mr. Sayed Faruque Ahmed | January 1, 2015 | December 31, 2019 | Demised Premises measuring 1000 SFT of 3rd floor of SFA Tower, 132, Panchlaish Chittagong – 4203. | 59,000/- | In case of termination of the agreement the LESSEE will hand over the possession of the Demised Premises to the LESSOR |

**Financial Lease Commitment during Last Five Years**

aamra networks limited has obtained following Lease obligations:

| Lessor | Amount of the Facility (BDT) | Effective Date of Lease | Expiration Date of Lease | Description of Leased Asset | Amount of Installment (BDT) | Outstanding Balance (BDT) as of Dec 31, 2015 | Liquidation |
|---|---|---|---|---|---|---|---|
| **LankaBangla Finance Limited** | 40,000,000 | November 10, 2013 | November 10, 2018 | Machinery | 994,104 | - | N/A |
| **LankaBangla Finance Limited** | 2,500,000 | January 23, 2013 | January 23, 2018 | Car Facility | 64,852 | 12,78,889 | N/A |

**(l) Details of all personnel related scheme:**

The Company considers its human resources as the most valuable assets and the profitability of company largely depends on the efficient & effective productivity of human resources. The Company provides facilities and incentives to motivate employees for its continued profitability and prosperity. Company is providing Provident Fund facilities for employees. It is also offering Group Insurance Facilities and various training related expenses are also carried out by the company.

The following benefits and related scheme are applicable for company's permanent payroll employees:

| | |
|---|---|
| **Yearly Increment:** | Upon management approval and salary brackets/scales, annual increments on basic salaries may be given to employees. |
| **Allowances:** | According to pay scales, allowances are given for expenses such as house rent, conveyance, medical expense, car maintenance and mobile phone facility. |
| **Provident Fund:** | The Company has a provident fund facility in a Trust Fund named "aamra networks limited Employees' Provident Fund". All permanent employees after confirmation of service are eligible for the provident fund. The rate of contribution by employer is 10% of basic salary or subject to a maximum of TK. 3,000/- (Three Thousands) per month by both sides. Employees eligible for full contribution with interest once they have completed 3 years of service. |
| **Festival Bonus:** | Two festival bonus is paid to each employees. |
| **WPPF:** | The Company provides 5% of its net profit before tax after charging such expense as Workers' Profit Participation in accordance with Bangladesh Labour (Amendment) Act, 2013. |
| **Group Insurance:** | The Company has Group Insurance Policy in order to help employees keeping up sound health with Guardian Insurance Company Ltd. |

## (m) Break down of all expenses related to the public issue:

| Breakdown of Estimated Expenses for IPO (Under Book-building Method) | | | |
|---|---|---|---|
| **Sl.** | **Particulars** | **Nature of Expenditure** | **Amount in Tk. (approx.)** |
| | **Issue Management Fees** | | |
| 1 | Manager to the Issue Fee | 2.00% on the public offer amount (including premium) or Tk. 05.00 million whichever is higher. | 11,250,000 |
| 2 | VAT against Issue Management Fees | @ 15% on Issue Management Fees | 1,687,500 |
| | **Listing Related Expenses** | | |
| 3 | Application Fee for Stock Exchanges | Tk. 50,000 for each exchanges | 100,000 |
| 4 | Listing Fee for Stock Exchanges | @ 0.25% on Tk. 100 million of paid-up capital and 0.15% on the rest amount of paid-up capital; minimum Tk. 50,000 and Maximum Tk. 10 million for each exchanges | 1,791,236 |
| 5 | Annual Fee for Stock Exchanges | @ 0.05% on Tk. 100 million of paid-up capital and 0.02% on the rest amount of paid-up capital; minimum Tk. 50,000 and Maximum Tk. 6 lacs for each exchanges | 672,165 |
| | **BSEC Fees** | | |
| 6 | Application Fee | Tk. 50,000 (non-refundable) | 50,000 |
| 7 | BSEC Consent Fee | Fee @ 0.40% on the public offering amount | 2,250,000 |
| | **IPO Commission** | | |
| 8 | Underwriting Commission | Commission @ 0.50% on Underwritten amount | 984,375 |
| 10 | Credit Rating Fees | At Actual | 90,000 |
| 11 | Auditor Certification Fees | At Actual | 500,000 |
| | **CDBL Fees and Expenses** | | |
| 12 | Security Deposit | At Actual | 500,000 |
| 13 | Documentation Fee | At Actual | 2,500 |
| 14 | Annual Fee | At Actual | 100,000 |
| 15 | Connection Fee | At Actual | 6,000 |
| 16 | IPO Fees | @0.0175% of issue size+0.0175% of Pre-IPO paid up capital | 164,938 |
| | **Printing and Post IPO Expenses** | | |
| 17 | Registrar to the Issue Fees | 0.50% on the public offer amount (including premium) | 2,812,500 |
| 18 | Publication of Prospectus | Estimated | 1,050,000 |
| 19 | Abridged version of Prospectus and Notice in 4 daily newspaper | Estimated | 850,000 |
| 20 | Notice for Prospectus, Lottery, Refund etc. in 4 daily newspaper | Estimated | 300,000 |
| 21 | Electronic Bidding Related Expenses | Estimated | 1,000,000 |
| 22 | Lottery Conducting Expenses & BUET Fee | Estimated | 1,000,000 |
| 23 | Collection of Forms, Data Processing and Share Software Charge | Estimated | 2,008,035 |
| 24 | Allotment and Refund | Estimated | 300,000 |
| 25 | Stationeries and Other Expenses | Estimated | 234,924 |
| **Grand Total** | | | **29,704,173** |

**N.B.: Actual costs will vary if above mentioned estimates differ and will be adjusted accordingly.**

**(n) If the issuer has revalued any of its assets, the name, qualification and experiences of the valuer and the reason for the revaluation, showing the value of the assets prior to the revaluation separately for each asset revalued in a manner which shall facilitate comparison between the historical value and the amount after revaluation and giving a summary of the valuation report along with basis of pricing and certificates required under the revaluation guideline of the Commission:**

The Company has not revalued any of its assets.

**(o) Where the issuer is a holding/subsidiary company, full disclosure about the transactions, including its nature and amount, between the issuer and its subsidiary/holding company, including transactions which had taken place within the last five years of the issuance of the prospectus or since the date of incorporation of the issuer, whichever is later, clearly indicating whether the issuer is a debtor or a creditor:**

Currently there is no holding/subsidiary company of aamra networks limited. However, aamra networks limited had a subsidiary by the name of ACE IT Networks Ltd. in wihich it holds 9,999 sahres out of 10,000 shares till September 24, 2013. On 25 September 2013, aamra networks ltd. transfer all its holdings i.e. 9,999 shares to Mr. Syed Farhad Ahmed and Mr. Syed Faruque Ahmed. The details of share transfer are given below:

| Transferor | Transferee | Consideration | | | Name of Subsidiary Transferred |
|---|---|---|---|---|---|
| | | No. of Shares | Price (BDT) | Total (BDT) | |
| aamra networks limited | Syed Farhad Ahmed | 5,000 | 100 | 500,000 | ACE IT Networks Ltd. |
| | Syed Faruque Ahmed | 4,999 | 100 | 499,900 | |

Even though presently ACE IT Networks limited is not a subsidery of aamra networks limited but the following transactions had taken place within the last five years:

| Related parties | Relationship | Nature of Transaction | 2015 | | 2014 | | 2013 | | 2012 | | 2011 | |
|---|---|---|---|---|---|---|---|---|---|---|---|---|
| | | | Debit | (Credit) | Debit | (Credit) | Debit | (Credit) | Debit | (Credit) | Debit | (Credit) |
| ACE IT Networks limited | Subsidiary Company till September 24, 2013 now concern under common management | Internet service, IT Service, software and | 783,375 | 783,375 | 724,500 | 1,794,038 | 3,151,426 | 2,081,888 | 4,108,000 | 4,108,000 | 4,479,500 | 4,479,500 |
| | | Office Rent and Utilities Charged | - | - | 360,000 | 360,000 | 360,000 | 360,000 | 360,000 | 360,000 | 360,000 | 360,000 |
| | | Dividend Income | - | - | - | 6,633,000 | - | - | - | - | - | - |
| **Total Transactions** | | | **783,375** | **783,375** | **1,084,500** | **8,787,038** | **3,511,426** | **2,441,888** | **4,468,000** | **4,468,000** | **4,839,500** | **4,839,500** |

**(p) Financial Information of Group Companies: following information for the last three years based on the audited financial statements, in respect of all the group companies of the issuer, wherever applicable, along with significant notes of auditors:**

| SL No. | Name of Company | Date of Incorporation | Nature of Business | Year Closing | Account-ing Year | Number of Share | Equity Capital | Reserves | Sales | Profit after tax | EPS | Diluted EPS | NAV | Status of Listing | Information regarding significant adverse factors | Has become sick or is under winding up |
|---|---|---|---|---|---|---|---|---|---|---|---|---|---|---|---|---|
| 1 | aamra holdings limited | October 12, 2008 | Smart Devise, i.e mobile set, estorage, Manage service, Royalty, Branding, CPD | 31, December | 2015 | 325,000 | 32,500,000 | 61,716,735 | 59,585,490 | 21,735,614 | 66.88 | 66.88 | 289.90 | N/A | No | No |
| | | | | | 2014 | 325,000 | 32,500,000 | 39,981,121 | 85,298,162 | 21,633,150 | 66.56 | 66.56 | 223.02 | N/A | No | No |
| | | | | | 2013 | 325,000 | 32,500,000 | 18,347,971 | 68,781,284 | 3,797,405 | 11.68 | 11.68 | 156.46 | N/A | No | No |
| 2 | aamra resources limited | November 28, 1989 | Indenting, Textiles & Garments Machineries & Embroideris Sales | 30, June | 2015 | 352,300 | 35,230,000 | 247,232,570 | 107,317,937 | 5,627,472 | 15.97 | 15.97 | 801.77 | N/A | No | No |
| | | | | | 2014 | 352,300 | 35,230,000 | 241,605,098 | 133,176,949 | 5,534,955 | 15.71 | 15.71 | 785.79 | N/A | No | No |
| | | | | | 2013 | 352,300 | 35,230,000 | 236,070,143 | 144,409,022 | 5,056,776 | 14.35 | 14.35 | 770.08 | N/A | No | No |
| 3 | aamra technologies limited | March 14, 1990 | Banking Equipment Hardware & Software Sales, Services | 30, June | 2015 | 55,369,395 | 553,693,950 | 140,943,927 | 1,201,530,609 | 91,282,779 | 1.65 | 1.65 | 21.62 | **Market Price of Shares:** Highest: 38.80 Lowest: 23.20 No changes in capital structure **Cut off Date:** Feb 12, 2017 | No | No |
| | | | | | 2014 | 55,369,395 | 553,693,950 | 105,030,543 | 1,016,522,973 | 83,943,243 | 1.52 | 1.52 | 20.97 | | No | No |
| | | | | | 2013 | 50,335,814 | 503,358,140 | 96,591,017 | 717,863,483 | 73,593,961 | 1.46 | 1.46 | 21.90 | | No | No |
| 4 | aamra Infotainment limited | August 21, 2000 | Banner Ad., Web Page Sales & Development, Software Sales & Development | 30, September | 2015 | 100,000 | 10,000,000 | 1,132,545 | 8,929,392 | 131,618 | 1.32 | 1.32 | 111.33 | N/A | No | No |
| | | | | | 2014 | 100,000 | 10,000,000 | 1,000,927 | 7,176,921 | 67,173 | 0.67 | 0.67 | 110.01 | N/A | No | No |
| | | | | | 2013 | 100,000 | 10,000,000 | 933,754 | 8,303,801 | 140,645 | 1.41 | 1.41 | 109.34 | N/A | No | No |
| 5 | aamra Fashions(cepz) Ltd | May 31, 2003 | Manufacturing & Export Embroideries | 30, June | 2015 | 200,000 | 20,000,000 | 33,085,317 | 39,240,931 | 5,049,926 | 25.25 | 25.25 | 265.43 | N/A | No | No |
| | | | | | 2014 | 200,000 | 20,000,000 | 28,035,391 | 38,657,811 | 6,165,833 | 30.83 | 30.83 | 240.18 | N/A | No | No |
| | | | | | 2013 | 200,000 | 20,000,000 | 21,869,558 | 37,303,570 | 5,916,097 | 29.58 | 29.58 | 209.35 | N/A | No | No |
| 6 | aamra solutions limited | September 16, 2003 | Software based voice, data and video communication products for wireline and wireless enterprise markets | 30, June | 2015 | 1,500 | 150,000 | - | - | - | - | - | 100.00 | N/A | No | No |
| | | | | | 2014 | 1,500 | 150,000 | - | - | - | - | - | 100.00 | N/A | No | No |
| | | | | | 2013 | 1,500 | 150,000 | - | - | - | - | - | 100.00 | N/A | No | No |
| 7 | aamra Fitness Ltd | November 4, 2003 | GYM Fitness, Equipment Sales & Services | 31, December | 2015 | 135,000 | 13,500,000 | (13,304,393) | 3,515,119 | (1,901,944) | -14.09 | -14.09 | 1.45 | N/A | No | operating loss |
| | | | | | 2014 | 135,000 | 13,500,000 | (11,402,449) | 3,863,998 | (1,055,948) | -7.82 | -7.82 | 15.54 | N/A | No | operating loss |
| | | | | | 2013 | 135,000 | 13,500,000 | (10,346,501) | 3,268,937 | (697,940) | -5.17 | -5.17 | 23.36 | N/A | No | operating loss |
| 8 | aamra | January 11, | Manufacturing | 31, | 2015 | 6,000 | 600,000 | 9,058,552 | 9,599,435 | 63,579 | 10.60 | 10.60 | 1609.76 | N/A | No | No |

| SL No. | Name of Company | Date of Incorporation | Nature of Business | Year Closing | Account -ing Year | Number of Share | Equity Capital | Reserves | Sales | Profit after tax | EPS | Diluted EPS | NAV | Status of Listing | Information regarding significant adverse factors | Has become sick or is under winding up |
|---|---|---|---|---|---|---|---|---|---|---|---|---|---|---|---|---|
| | Embroideries Ltd | 2005 | & Export Embroideries | December | 2014 | 6,000 | 600,000 | 8,994,982 | 30,023,050 | 1,511,465 | 251.91 | 251.91 | 1599.16 | N/A | No | No |
| | | | | | 2013 | 6,000 | 600,000 | 7,483,517 | 32,003,654 | 1,824,524 | 304.09 | 304.09 | 1347.25 | N/A | No | No |
| 9 | aamra Outsourcing Ltd | April 9, 2007 | Textiles and Apparels, Information & Communication Technologies and Lifestyle Services. | 30, June | 2015 | 14,000 | 1,400,000 | 4,381,799 | 1,640,814 | 68,116 | 4.87 | 4.87 | 412.99 | N/A | No | No |
| | | | | | 2014 | 14,000 | 1,400,000 | 4,313,684 | 3,960,358 | 812,066 | 58.00 | 58.00 | 408.12 | N/A | No | No |
| | | | | | 2013 | 14,000 | 1,400,000 | 3,501,618 | 8,264,170 | 879,421 | 62.82 | 62.82 | 350.12 | N/A | No | No |
| 10 | ACE IT Networks Ltd | July 19, 2005 | Internet Service Provider(ISP), Software & Related Equipment Sales & Services | 30, June | 2015 | 10,000 | 1,000,000 | 273,777 | 2,076,778 | 59,287 | 5.93 | 5.93 | 127.38 | N/A | No | No |
| | | | | | 2014 | 10,000 | 1,000,000 | 214,490 | 6,925,175 | 182,908 | 18.29 | 18.29 | 121.45 | N/A | No | No |
| | | | | | 2013 | 10,000 | 1,000,000 | 6,731,582 | 14,387,810 | 366,458 | 36.65 | 36.65 | 773.16 | N/A | No | No |
| 11 | aamra support services ltd | November 11, 2014 | Engage in manufacturing of 100% export oriented Embroideries at comilla EPZ | Audit Report not yet complete | 2015 | 100,000 | 1,000,000 | N/A | N/A | N/A | N/A | N/A | N/A | N/A | No | No |
| | | | | | 2014 | 100,000 | 1,000,000 | N/A | N/A | N/A | N/A | N/A | N/A | N/A | No | No |
| | | | | | 2013 | 100,000 | 1,000,000 | N/A | N/A | N/A | N/A | N/A | N/A | N/A | No | No |
| 12 | aamra boloro bangladesh ltd | January 21, 2015 | Provide electronic payment systems services and electronic fund transfer service | Audit Report not yet complete | 2015 | 200,000 | 2,000,000 | N/A | N/A | N/A | N/A | N/A | N/A | N/A | No | No |
| | | | | | 2014 | 200,000 | 2,000,000 | N/A | N/A | N/A | N/A | N/A | N/A | N/A | No | No |
| | | | | | 2013 | 200,000 | 2,000,000 | N/A | N/A | N/A | N/A | N/A | N/A | N/A | No | No |
| 13 | aamra management solutions | N/A (Partnership) | World Class Training and Development accompanied by High Quality Consultancy and Skilled Job Placement Services | 30, June | 2015 | 300,000 | 3,000,000 | (3,837,414) | 1,523,452 | (35,393) | N/A | N/A | N/A | N/A | No | operating loss |
| | | | | | 2014 | 300,000 | 3,000,000 | (3,802,021) | 1,719,200 | (20,958) | N/A | N/A | N/A | N/A | No | operating loss |
| | | | | | 2013 | 300,000 | 3,000,000 | (3,781,063) | 1,122,560 | (10,070) | N/A | N/A | N/A | N/A | No | operating loss |

**Sales or purchase between group companies/subsidiaries/ associate companies when such sales or purchases exceed in value in the aggregate ten per cent of the total sales or purchases of the issuer and also material items of income or expenditure arising out of such transactions:**

There were no transactions of aamra networks ltd. between group companies/ subsidiaries/ associate companies, which exceed in value in the aggregate ten per cent of the total sales or purchases of the Company except:

| Name of Company | Year | Particulars | Sales or purchase between group companies | % |
|---|---|---|---|---|
| aamra technologies limited | 2015 | IIG bandwidth & Equipment Purchase | 81,705,186 | 31.20% |
| | 2014 | IIG bandwidth & Equipment Purchase | 79,218,310 | 32.60% |
| | 2013 | Equipment Purchase | 85,966,936 | 41.17% |

**The related business transactions within the group and their significance on the financial performance of the issuer:**

There was no related business transactions within the group which have significance on the financial performance of the issuer except the following transaction:

| Related parties | Relationship | Nature of Transaction | 2015 | | 2014 | | 2013 | |
|---|---|---|---|---|---|---|---|---|
| | | | Value of Transaction during the Year | Balance at the end of the Year Receivable/ (Payable) | Value of Transaction during the Year | Balance at the end of the Year Receivable/ (Payable) | Value of Transaction during the Year | Balance at the end of the Year Receivable/ (Payable) |
| | | | Amount in BDT | | | | | |
| aamra holdings limited | Concern under common management | IT Service and software maintenance | 608,008 | - | 608,008 | - | 1,218,509 | - |
| aamra holdings limited | Concern under common management | Intercompany loan account | 5,000,000 | - | - | - | 7,352,000 | - |
| aamra holdings limited | Concern under common management | Relationship & management expenses and Royalty fee | 39,600,000 | - | 52,800,000 | - | 23,900,000 | - |
| aamra management solutions | Concern under common management | Training service and space rent for training | - | - | - | - | 1,307,550 | - |
| aamra management solutions | Concern under common management | Internet Service Provide | - | - | - | - | 278,796 | - |
| aamra resources limited | Concern under common management | Internet service, IT Service and software maintenance | - | - | - | - | 776,588 | - |
| aamra embroideries limited | Concern under common management | Internet service, IT Service and software maintenance | - | - | - | - | 153,900 | - |
| aamra embroideries limited | Concern under common management | Intercompany loan transaction | - | - | - | - | 2,832,000 | - |
| aamra technologies limited | Concern under common management | IIG bandwidth & Equipment Purchase | 290,557,961 | (2,840,457) | 223,658,230 | (1,189,665) | 274,204,102 | (4,967,007) |
| aamra technologies limited | Concern under common management | Intercompany loan account | 102,821,590 | - | - | - | 3,039,662 | - |
| aamra technologies limited | Concern under common management | Internet service, IT Service and software maintenance | - | - | - | - | 6,784,073 | - |
| ACE IT Networks limited | Subsidiary Company till September 24, 2013 now concern under common management | Internet service & IT Service, office Rent and Utilities | 1,566,750 | - | 2,518,538 | - | 5,233,314 | 1,069,538 |
| ACE IT Networks limited | Subsidiary Company till September 24, 2013 now concern under common management | Dividend Income | - | - | 6,633,000 | - | - | - |
| ACE IT Networks limited | Subsidiary Company till September 24, 2013 now concern under common management | Office Rent and Utilities Charged | - | - | 720,000 | - | 720,000 | - |
| aamra outsourcing limited | Concern under common management | Intercompany loan transaction | - | - | 7,000,000 | - | 13,071,783 | - |
| aamra infotainment limited | Concern under common management | Intercompany loan account, office rent, utilities and loan transaction | 9,400,000 | - | 7,232,378 | - | 2,592,267 | 1,767,622 |
| aamra fitness limited | Concern under common management | Intercompany loan account | 4,850,000 | - | - | - | - | - |

**14. Where the issuer is a banking company, insurance company, non-banking financial institution or any other company which is regulated and licensed by another primary regulator, a declaration by the board of directors shall be included in the prospectus stating that all requirements of the relevant laws and regulatory requirements of its primary regulator have been adhered to by the issuer:**

**DECLARATION BY THE BOARD OF DIRECTORS REGARDING ADHERENCE RELEVANT LAWS AND REGULATORY REQUIREMENTS OF ITS PRIMARY REGULATOR**

We hereby declare that all requirements of the relevant laws and regulatory requirements of our primary regulator (Bangladesh Telecommunication Regulatory Commission) have been adhered to by us.

| Sd/- | Sd/- | Sd/- | Sd/- | Sd/- |
|---|---|---|---|---|
| **Syed Faruque Ahmed**<br>Chairman & Nominated Director of aamra holdings ltd. | **Syed Farhad Ahmed**<br>Managing Director& CEO & Nominated Director of aamra resources ltd. | **Syeda Munia Ahmed**<br>Nominated Director of aamra holdings ltd. | **Fahmida Ahmed**<br>Nominated Director of aamra resources ltd. | **Mahbub Mustafizur Rahman**<br>Independent Director |

**15. A report from the auditors regarding any allotment of shares to any person for any consideration otherwise than cash along with relationship of that person with the issuer and rationale of issue price of the shares:**

After due verification, we certify that the following shares have been allotted for consideration in otherwise than cash of aamra networks limited as of 31 December 2015:

| Date of allotment | Persons to whom those are issued | No. of shares allotted | Relationship with the Issuer | Reasons for the issue | Rational of Issue Price |
|---|---|---|---|---|---|
| 5-Jun-2013 | aamra holdings ltd. Represented by Mr. Syed Faruque Ahmed & Ms. Syeda Munia Ahmed | 10,300,000 | Director | Distribution of Accumulated profit (Bonus) | Face Value |
| | aamra resources ltd Represented by Mr. Mr. Syed Faruque Ahmed & Ms. Fahmida Ahmed | 3,582,840 | Director | | |
| | Augere Holdings (Netherlands) B.V | 6,717,160 | Shareholder | | |

**Sd/-**

**Place: Dhaka** **K. M. HASAN & CO.**

Date: 27th September 2016 Chartered Accountants

**16. Any material information, which is likely to have an impact on the offering or change the terms and conditions under which the offer has been made to the public:**

This is to declare that, to the best of our knowledge and belief, no material information has been suppressed which is likely to have an impact on the offering or change the terms and conditions under which the offer has been made to the public.

For aamra networks Limited,

Sd/-
**Syed Farhad Ahmed**
Managing Director & CEO

**17. Business strategies and future plans. Projected statement of financial position, compressive statement of income and earnings per share for the next three accounting years as per the issuers own assessment:**

**Business strategies and future plans:**

**Key strategic objectives of ANL:**

1. Introduce new and cutting-edge products and technology which contributes towards building long-lasting and sustainable relationship with businesses and consumers.
2. Concentrate on product and service diversification (enhancing WiFi, Data Center and Infrastructure capacity) and continuously evolve our corporate portfolio.

3. Increase organizational capacity and competence to enhance our already existing reputation of being a "reliable IT brand" amongst the financial institutions, local and international conglomerates and MNCs.
4. Expand both nationally (throughout the country) and internationally (starting with different parts of Asia) in terms of product/service offerings and build a strong logistical network to support this expansion.
5. Explore the newest technologies and build one of the best tech R&D teams of Bangladesh.
6. Ensure premium international standard of service delivery, quality management and increase organizational capacity to adapt to international IT best practices.
7. Increase communication and relationship with like-minded organizations, service providers, vendors and other concerned stakeholders.
8. Build sustainable, long-lasting and fruitful business relationship with our investors.

**Future plans:**

In persuasion of aforesaid Strategies ANL and its experienced team have been working insistently keeping in consideration future as well. ANL has expansion project namely BMRE for infrastructure Development, Data Center Setup and Wi-Fi Hotspot setup in different locations by using IPO proceeds.

**Projected statement of financial position, compressive statement of income and earnings per share for the next three accounting years:**

*Following prospective financial information is prepared considering some assumptions like material cost with respect to sales will remain same, Trade price will not change, existing Product & Service mix will remain same, newly launched projects will generate more revenue and conversion rate of taka against USD will not change significantly. And relate to future events & circumstances. As such, valued investors are advised to note that, the actual results of the entity's operations and financial condition may differ from this projected financial statements.*

**aamra networks limited**
**Projected Statement of Financial Position**

**Amount in Taka**

| Particulars | 2016-17 | 2017-18 | 2018-19 |
|---|---|---|---|
| **NON-CURRENT ASSETS:** | | | |
| Property, plant & equipments | 600,195,268 | 900,681,853 | 798,015,906 |
| Intangible assets | 23,777,476 | 19,021,981 | 15,217,584 |
| **Total non-current assets** | **623,972,744** | **919,703,833** | **813,233,491** |
| **CURRENT ASSETS:** | | | |
| Inventories | 117,004,435 | 128,704,879 | 141,575,367 |
| Trade and other receivables | 152,894,280 | 213,330,213 | 242,360,661 |
| Advance, deposit & prepayments | 90,465,889 | 107,468,478 | 119,474,125 |
| Cash & cash equivalents | 214,523,790 | 465,236,637 | 717,801,048 |
| **Total current assets** | **574,888,394** | **914,740,206** | **1,221,211,201** |
| | **1,198,861,138** | **1,834,444,039** | **2,034,444,692** |
| **SHARE CAPITAL:** | | | |
| Share capital | 380,000,000 | 380,000,000 | 380,000,000 |
| Share premium | 159,131,807 | 159,131,807 | 159,131,807 |
| Net proceed from IPO | - | 556,573,960 | 556,573,960 |
| Retained earnings | 451,507,362 | 586,594,683 | 763,934,843 |
| | **990,639,169** | **1,682,300,451** | **1,859,640,610** |
| **NON-CURRENT LIABILITIES:** | | | |
| Term loan | - | - | - |
| Lease liabilities | - | - | - |
| Deferred tax liability | 25,069,689 | 38,472,536 | 52,890,732 |

| | | | |
|---|---|---|---|
| **Total non-current liabilities** | **25,069,689** | **38,472,536** | **52,890,732** |
| **CURRENT LIABILITIES:** | | | |
| Current portion of term loan | - | - | - |
| Current portion of lease liabilities | - | - | - |
| Short term loan | 123,861,585 | 24,589,054 | - |
| Accrued expenses | 9,366,177 | 15,514,295 | 16,995,724 |
| Provision for Workers' Profit Participation Fund (WPPF) | 8,637,931 | 12,294,094 | 16,837,674 |
| Trade and other payables | 30,986,770 | 39,381,447 | 45,084,391 |
| Provision for tax | 10,299,817 | 21,892,162 | 42,995,560 |
| **Total current liabilities** | **183,152,280** | **113,671,052** | **121,913,350** |
| **Total liabilities** | **208,221,969** | **152,143,588** | **174,804,081** |
| **TOTAL EQUITIES AND LIABILITIES** | **1,198,861,138** | **1,834,444,039** | **2,034,444,692** |

**aamra networks limited**

**Projected Statement of Profit or Loss and other Comprehensive Income**

| **SALES & REVENUE** | **2016-17** | **2017-18** | **2018-19** |
|---|---|---|---|
| Revenue from internet service | 455,009,640 | 624,460,315 | 711,612,537 |
| Revenue from Equipment Sale | 194,235,124 | 207,831,582 | 222,379,793 |
| IT Support & Services | 117,719,820 | 125,960,207 | 129,777,422 |
| Software & Website services | 141,401,095 | 151,299,172 | 156,890,114 |
| Revenue from Data Center | - | 60,000,000 | 72,000,000 |
| Revenue from Wifi | 9,000,000 | 110,430,000 | 161,504,100 |
| Gross Revenue | **917,365,679** | **1,279,981,276** | **1,454,163,966** |
| Less: Value added tax (VAT) | 82,562,911 | 122,062,134 | 141,454,940 |
| **Total** | **834,802,768** | **1,157,919,143** | **1,312,709,026** |
| **DIRECT EXPENSES/COST OF SERVICES** | | | |
| Wages, salary & others allowances | 83,327,389 | 122,400,306 | 131,125,528 |
| PF expenses company's contribution | 2,215,553 | 2,370,641 | 2,536,586 |
| Infrastructure, optical fiber & Networking Cost | 98,227,504 | 133,735,430 | 153,505,470 |
| POP Charge Roof Rent | 4,342,881 | 8,366,882 | 9,064,164 |
| Utilities bill | 2,305,569 | 11,586,958 | 12,671,645 |
| Repairs & maintenance | 330,343 | 353,467 | 378,210 |
| Bandwidth Charges | 117,008,997 | 160,119,627 | 184,003,601 |
| Cost of Equipment Sale | 112,326,725 | 120,189,596 | 128,602,868 |
| Licence & others fee | 866,117 | 926,745 | 991,617 |
| Entertainment | 824,087 | 881,773 | 943,497 |
| Communication expenses | 1,831,992 | 1,960,231 | 2,097,448 |
| Research & development | 10,040,584 | 10,743,424 | 11,495,464 |
| Amortisation of Intangible Asset | 5,944,369 | 4,755,495 | 3,804,396 |
| Depreciation charges | 55,563,381 | 124,695,419 | 107,689,628 |
| **Total** | **495,155,491** | **703,085,997** | **748,910,122** |
| **Gross Profit** | **339,647,277** | **454,833,145** | **563,798,904** |
| **ADMINISTRATIVE & GENERAL EXPENSES** | | | |
| Salary & others allowances | 51,513,369 | 69,639,304 | 74,949,656 |
| PF expenses - company contribution | 1,306,189 | 1,397,622 | 1,495,455 |
| Relationship & management expenses | - | - | - |
| Office rent | 14,999,917 | 17,249,911 | 18,493,405 |
| Utilities bill | 5,401,862 | 5,779,992 | 6,184,592 |
| Travelling expenses | 4,147,634 | 4,437,968 | 4,748,626 |
| Training Expenses | 646,280 | 691,520 | 739,926 |
| Stationery expenses | 1,368,866 | 2,904,687 | 3,151,215 |
| Repair & maintenance | 396,804 | 1,864,580 | 2,038,301 |
| Telephone & mobile bill | 1,812,468 | 3,877,340 | 4,206,894 |

| | | | |
|---|---|---|---|
| Conveyance | 7,417,804 | 9,017,050 | 9,680,644 |
| Audit fee | 429,953 | 460,049 | 492,253 |
| Royalty fee | 10,462,955 | 13,820,690 | 19,670,551 |
| Regularity fees & form | 128,697 | 137,706 | 147,346 |
| Courier & postage | 41,249 | 44,136 | 47,225 |
| Business development & marketing | 7,583,016 | 18,913,828 | 20,561,795 |
| Vehicle oil, fuel & lubricants | 6,987,909 | 7,477,062 | 8,000,457 |
| Papers & Periodicals | 28,772 | 30,786 | 32,941 |
| Insurance expenses | 1,914,771 | 2,048,805 | 2,192,222 |
| security & Protraction | 607,330 | 649,843 | 695,332 |
| Office maintenance | 992,453 | 1,061,925 | 1,136,259 |
| Entertainment | 294,637 | 675,262 | 733,330 |
| Depreciation charges | 35,795,668 | 36,119,424 | 29,476,318 |
| **Total** | **154,278,602** | **198,299,491** | **208,874,742** |
| **Net Operating Profit** | **185,368,674** | **256,533,654** | **354,924,161** |
| **Financial expenses** | 4,372,124 | 857,672 | 2,333,015 |
| Other income | 400,000 | 2,500,000 | 1,000,000 |
| **Profit before WPPF** | **181,396,550** | **258,175,983** | **353,591,147** |
| Workers' Profit Participation Fund (WPPF) | 8,637,931 | 12,294,094 | 16,837,674 |
| **Profit before income tax** | **172,758,619** | **245,881,888** | **336,753,473** |
| Current tax | 6,299,374 | 17,891,719 | 38,995,117 |
| Deferred tax | 10,976,488 | 13,402,847 | 14,418,196 |
| **Provision for income tax** | **17,275,862** | **31,294,567** | **53,413,313** |
| **Net Profit after income tax** | **155,482,757** | **214,587,321** | **283,340,160** |
| Other comprehensive income | - | - | - |
| **Total comprehensive income** | **155,482,757** | **214,587,321** | **283,340,160** |

## (q) Discussion on the results of operations:

**1. A summary of the past financial results after adjustments as given in the auditor's report containing significant items of income and expenditure:**

There was no adjustment given by the auditor's during the last financial year. Summary of the financial results and operations are presented below:

| Sl. | Particulars | 31-Dec-15 | 31-Dec-14 |
|---|---|---|---|
| | | (Amount in BDT) | |
| 1 | Turnover | 662,948,637 | 595,085,403 |
| 2 | Gross Profit | 264,202,468 | 238,599,503 |
| 3 | Net Profit Before Tax | 130,786,943 | 89,881,201 |
| 4 | Net Profit after Tax | 120,081,487 | 84,885,387 |
| 5 | Total Assets | 943,152,811 | 858,823,386 |
| 6 | Paid-up Capital | 380,000,000 | 260,000,000 |
| 7 | Retained Earnings | 296,024,605 | 175,943,118 |
| 8 | No. of Shares | 38,000,000 | 26,000,000 |
| 9 | Face Value | 10/- | 10/- |
| 10 | NAV per share | 21.98 | 16.77 |
| 11 | Earnings per Share | 3.16 | 2.23 |

**2. A summary of major items of income and expenditure:**

***As per Audited Accounts***

| Particulars | As of Dec 31, 2015 | As of Dec 31, 2014 | As of Dec 31, 2013 | As of Dec 31, 2012 | As of Dec 31, 2011 |
|---|---|---|---|---|---|
| | (Amount in BDT) | | | | |
| **Net Revenue** | **662,948,637** | **595,085,403** | **515,106,448** | **414,952,807** | **336,594,140** |
| Cost of Service | (398,746,169) | (356,485,900) | (294,799,436) | (239,269,305) | (204,037,183) |
| **A. Gross Profit** | **264,202,468** | **238,599,503** | **220,307,012** | **175,683,502** | **132,556,957** |
| Administrative Expenses | (122,791,162) | (117,726,462) | (109,471,820) | (87,297,248) | (69,212,626) |
| **B. Operating Expenses** | **(122,791,162)** | **(117,726,462)** | **(109,471,820)** | **(87,297,248)** | **(69,212,626)** |
| **C. Profit from operation (A-B)** | **141,411,306** | **120,873,041** | **110,835,193** | **88,386,254** | **63,344,331** |
| Financial cost | (8,493,527) | (35,141,345) | (22,278,565) | (3,696,998) | (2,349,030) |
| Other income | 4,408,511 | 8,643,565 | 815,388 | (4,165,511) | 1,580,108 |
| Workers' Profit Participation Fund (WPPF) | (6,539,347) | (4,494,060) | - | - | - |
| **C. Profit before income tax** | **130,786,943** | **89,881,201** | **89,372,016** | **80,523,745** | **62,575,409** |
| **D. Provision for income tax** | | | | | |
| Current tax | (3,903,578) | (2,148,972) | (6,671,007) | (5,584,281) | (4,360,521) |
| Deferred tax | (6,801,878) | (2,846,842) | (163,347) | - | - |
| | **(10,705,456)** | **(4,995,814)** | **(6,834,354)** | **(5,584,281)** | **(4,360,521)** |
| **Net Profit after Tax (C-D)** | **120,081,487** | **84,885,387** | **82,537,662** | **74,939,464** | **51,861,654** |

**3. The income and sales on account of major products or services:**

| Product or Services (Except EPZ Project) | Sales | | | | | Income | | | | |
|---|---|---|---|---|---|---|---|---|---|---|
| | 2015 | 2014 | 2013 | 2012 | 2011 | 2015 | 2014 | 2013 | 2012 | 2011 |
| | BDT in million | | | | | | | | | |
| Internet, Equipment Sale & Others | 419.74 | 356.76 | 330.57 | 281.64 | 212.07 | 37.26 | 29.56 | 33.20 | 16.22 | 12.18 |
| IT Support & Software | 222.59 | 214.19 | 160.50 | 110.59 | 100.32 | 99.36 | 88.08 | 74.07 | 65.24 | 41.53 |

**4. In case, other income constitutes more than 10% of the total income, the breakup of the same along with the nature of the income, i.e., recurring or non-recurring:**

The Company has no has no other income constitutes more than 10% of the total income.

**5. If a material part of the income is dependent upon a single customer or a few major customers, disclosure of this fact along with relevant data. Similarly if any foreign customer constitutes a significant portion of the issuer's business disclosure of the fact along with its impact on the business considering exchange rate fluctuations:**

The Company has no such customers at home and abroad.

**6. In case the issuer has followed any unorthodox procedure for recording sales and revenues, its impact shall be analyzed and disclosed:**

The Company has not followed any unorthodox procedure for recording sales and revenues.

**(r) Comparison of recent financial year with the previous financial years on the major heads of the profit and loss statement, including an analysis of reasons for the changes in significant items of income and expenditure:**

***As per Audited Accounts***

| Particulars | As of Dec 31, 2015 | As of Dec 31, 2014 | As of Dec 31, 2013 | As of Dec 31, 2012 | As of Dec 31, 2011 |
|---|---|---|---|---|---|
| | (Amount in BDT) | | | | |
| **Net Revenue** | **662,948,637** | **595,085,403** | **515,106,448** | **414,952,807** | **336,594,140** |
| Cost of Service | (398,746,169) | (356,485,900) | (294,799,436) | (239,269,305) | (204,037,183) |
| **A. Gross Profit** | **264,202,468** | **238,599,503** | **220,307,012** | **175,683,502** | **132,556,957** |
| Administrative Expenses | (122,791,162) | (117,726,462) | (109,471,820) | (87,297,248) | (69,212,626) |
| **B. Operating Expenses** | **(122,791,162)** | **(117,726,462)** | **(109,471,820)** | **(87,297,248)** | **(69,212,626)** |
| **C. Profit from operation (A-B)** | **141,411,306** | **120,873,041** | **110,835,193** | **88,386,254** | **63,344,331** |
| Financial cost | (8,493,527) | (35,141,345) | (22,278,565) | (3,696,998) | (2,349,030) |
| Other income | 4,408,511 | 8,643,565 | 815,388 | (4,165,511) | 1,580,108 |
| Workers' Profit Participation Fund (WPPF) | (6,539,347) | (4,494,060) | - | - | - |
| **C. Profit before income tax** | **130,786,943** | **89,881,201** | **89,372,016** | **80,523,745** | **62,575,409** |
| **D. Provision for income tax** | | | | | |
| Current tax | (3,903,578) | (2,148,972) | (6,671,007) | (5,584,281) | (4,360,521) |
| Deferred tax | (6,801,878) | (2,846,842) | (163,347) | - | - |
| | **(10,705,456)** | **(4,995,814)** | **(6,834,354)** | **(5,584,281)** | **(4,360,521)** |
| **Net Profit after Tax (C-D)** | **120,081,487** | **84,885,387** | **82,537,662** | **74,939,464** | **51,861,654** |

**Causes for Changes in revenues:** As it can be observed from the above table, the overall sales increased over the years as the Company's productivity increased.

**Causes for Changes in Cost of Goods Sold/ Cost of Service:** The Cost of Goods Sold increased in 2015 due to the Company's procurement of more amount of bandwidth than the previous years. As the price of bandwidth declined in the global market ANL had to purchase and provide more bandwidth to the customers in order to retain them from the competitors.

**Causes for Changes in other operating expenses:** The operating expense of the company increased in 2015 than previous years because of increase of salary & other allowances and other administrative expenses in line with the increase of sales.

**Causes for Changes in net income:** Net Income has increased due to reduction of financial cost in 2015 than previous years because the Company has repaid its loan.

**1. Unusual or infrequent events or transactions including unusual trends on account of business activity, unusual items of income, change of accounting policies and discretionary reduction of expenses etc:**

There were no unusual or infrequent events or transactions including unusual trends on account of business activity, unusual items of income, change of accounting policies and discretionary reduction of expenses etc.

**2. Significant economic changes that materially affect or are likely to affect income from continuing operations:**

There were no significant economic changes that materially affect or are likely to affect income from continuing operations.

**3. Known trends or uncertainties that have had or are expected to have a material adverse impact on sales, revenue or income from continuing operations:**

The business operation of the Company may be affected by some known events as follows:

1. Down-trend demand at international market
2. Entrance of new technology
3. Increased competition
4. Political unrest
5. Natural Disaster
6. Adds National level Power disaster for long time

**4. Future changes in relationship between costs and revenues, in case of events such as future increase in labor or material costs or prices that will cause a material change are known:**

Any event such as increase in labor or material costs or prices will not affect the operational result of the company, because of, with the passages of time volume and prices of net sales or revenue are also expected to increase in normal course of operation and for introduction of new products or services.

**5. The extent to which material increases in net sales or revenue are due to increased sales volume, introduction of new products or services or increased sales prices:**

The company is expecting a positive growth in net sales or revenue are due to increased sales volume due to expansion of its existing operation as mentioned in the Section – XXII under the head of "Use of Proceeds". Positive results in this regard has been reflected in projected financial statements in the Section – VI under the head of "Description of the Issuer" of this prospectus.

**6. Total turnover of each major industry segment in which the issuer operated:**

Considering the business nature of ANL the company is assumed to operate in IT sector.

| Year | Industry Segment- IT Sector |
|---|---|
| 2014-15 | 2,353,645,449 |
| 2013-14 | 2,034,026,238 |

*Note: The turnover mentioned above are consist of the turnover of aamra technologies ltd, Agni Systems Ltd., BDCOM Online Ltd., Daffodil Computers Ltd.*

Source: Annual Report of aamra technologies ltd, Agni Systems Ltd., BDCOM Online Ltd., Daffodil Computers Ltd.

**7. Status of any publicly announced new products or business segment:**

**Status of new business segment (Wi-Fi Hotspot):**

- Currently we have more than 900 Wi-Fi Hotspots in different locations in several metropolitan areas;
- ANL is generating revenue from this new segment from the year 2016;
- We have already signed agreement with Robi Axiata Ltd and Grameenphone Ltd. for using our Wi-Fi Hotspot facilities.

**8. The extent to which the business is seasonal:**

aamra networks limited is engaged in the business of ISP services and IT enabled services which has no seasonal effect.

**(s) Defaults or rescheduling of borrowings with financial institutions/ banks, conversion of loans into equity along with reasons thereof, lock out, strikes and reasons for the same etc:**

The Company has neither rescheduled its borrowings with financial institutions/banks nor converted its loans into equity. There has been no lock out, strikes etc.

**(t) Details regarding the changes in the activities of the issuer during the last five years which may had a material effect on the profits/loss, including discontinuance of lines of business, loss of agencies or markets and similar factors:**

There were no changes in the activities of the issuer during the last five years which may had a material effect on the profits/loss, including discontinuance of lines of business, loss of agencies or markets and similar factors except the sale of shares of its subsidiary company namely ACE IT Networks, for which aamra networks will forgo significant dividend income.

**(u) Injunction or restraining order, if any, with possible implications:**

There were/are no injunction or restraining order upon the company during the entire life of its business.

**(v) Technology, market, managerial competence and capacity built-up:**

**Technology:**

**Data Center for internal use of aamra networks limited**

aamra networks limited has Data Centers set up at Dhaka for our internal use. Through Data center facility, we can ensure our data security backup, disaster recovery etc. all under cloud platform.

Our network architecture in Data Center ensures the following features:

- Advanced network architecture
- Raised floor climate controlled environments
- Enterprise Level Environment Management System
- Closed circuit video surveillance
- Security personnel
- On-line power back-up system (batteries and diesel generators)
- 24x7 network monitoring
- Knowledgeable on site engineers
- Redundant Internet connections

**Wi-Fi Setup**

aamra networks limited has diversified its portfolio by setting up high-speed internet Wi-Fi hotspots all over Bangladesh. ANL has established the widely-reached network of Wi-Fi hotspots in the country. Currently aamra has more than 500 hotspot locations in strategic metropolitans' and the company envisions establishing 1500 hotspots by the end of year 2017 from the IPO proceeds.

**Infrastructure Backbone**

Network operations center (NOC) is a central location from which ANL network administrators manage, control and monitor one or more networks. We have NOC in different locations throughout Dhaka in Banani, Gulshan, Uttara, Karwan Bazar, Motjheel, DEPZ and Chittagong.

Our NOCs are vital technically sensitive network infrastructure in Bangladesh. We use state-of-the-art cutting edge

technology in NOC which is of the best quality latest hardware available in the market.

Point of presence (POP) is the point at which two or more different networks or communication devices build a connection with each other. ANL has 54 POPs throughout the country. Fiber Optic Connectivity is used to connect between NOC and POP and POP to end user's location.

**Market**

The Government of Bangladesh has declared 'Vision 2021' with a target to make Bangladesh as a middle income country by using Information and Communication Technology (ICT) and by developing favorable business environment for Hi-Tech industries. Information Technology has been identified as the "thrust sector" for the economy of Bangladesh.

Internet connections rose 37 percent year-on-year to 6.13 crore in the first quarter this year, according to Bangladesh Telecommunication Regulatory Commission. Mobile internet accounts for more than 94 percent of the total connections. With the 71.68 lakh new internet connections in January-March, the total number of internet users also crossed the six-crore mark last month. Despite impressive growth in internet use, the sector lost 28.75 lakh active SIMs during the period, according to a monthly report of the BTRC. There were 29.71 lakh new internet connections in March alone; the number of total active internet connections stood at 5.83 crore in February. The industry crossed the five-crore mark in July last year, and in the following nine months, it added one crore active internet connections. In August 2014, the industry had four crore internet connections, according to the BTRC.

**Managerial Competence**

All the members of the management team of the company are highly qualified, trained & skilled professionals, well experienced and extremely devoted. The management team is lead by Mr. Syed Farhad Ahmed, Managing Director & CEO and acts for the best interest of the company.

The expert team of ANL, which consists of and a good number of professionals from various disciplines, are seasoned and experienced enough to use the facilities for service to fulfill the demand of target customers.

Successive strong financial performance is the result of unwavering commitment of the promoters, management efficiency, employees' sincerity, use of appropriate technology, among others.

The Managing Director & CEO of aamra networks limited is appointed by the Board of Directors and is responsible for the daily management of the company as directed by the Board.

Mr. Syed Farhad Ahmed, Managing Director & CEO of aamra networks limited, guides the senior management on a day to day basis on the overall governance of the company and also has a keen interest in the R&D wing of the company. He also focuses in particular on recruitment of senior executives, sales and profitability, marketing, expansion, and development of new projects.

Mr. Sharful Alam is the Chief Operating Officer of the company and oversees the everyday operations and functionality of the company. He monitors work program of the organization and reports to the company's Managing Director & CEO. He administers the designing, improvement and implementation phases the company uses to deliver its services.

Mr. AKM Quamruzzaman is the Company Secretary, he ensures the compliance related issues and also represent in the Board and different committees.

Mr. Md. Anamul Haque is the Chief Financial Officer of the company and oversees financial fuction like financial reporting, setup up strategies, policies, fund management and monitoring day to day financial operations.

**Capacity Built-up**

To cope up with the continuous growing market demand and strengthening long term sustainability, ANL continuously invest and deploy resources. The company is planning to introduce new revenue wings as business expansion plan that includes WiFi Setup, Data Centers & Infrastructure Expansion. The broad aspect of the overall target is to increase internal capacity to build a greater network. Skilled, experienced, and motivated human resources are the strength and contributor to the success of ANL. We want to invest more to enhance the internal capacity to benefit our customers.

**(w) Changes in accounting policies in the last three years:**

There were no changes in accounting policies in the last three years.

**(x) Significant developments subsequent to the last financial year: A statement by the directors whether in their opinion there have arisen any circumstances since the date of the last financial statements as disclosed in the red-herring prospectus/prospectus/information memorandum and which materially and adversely affect or is likely to affect the trading or profitability of the issuer, or the value of its assets, or its ability to pay its liabilities within the next twelve months:**

**DECLARATION REGARDING SIGNIFICANT DEVELOPMENTS SUBSEQUENT TO THE LAST FINANCIAL YEAR (DECEMBER 31, 2015)**

This is to declare that, there have been no circumstances arisen since the date of the last financial statements (December 31, 2015) as disclosed in the red-herring prospectus and which materially and adversely affect or is likely to affect the trading or profitability of the issuer, or the value of its assets, or its ability to pay its liabilities within the next twelve months.

| Sd/- | Sd/- | Sd/- | Sd/- | Sd/- |
|---|---|---|---|---|
| **Syed Faruque Ahmed**<br>Chairman & Nominated Director of aamra holdings ltd. | **Syed Farhad Ahmed**<br>Managing Director& CEO & Nominated Director of aamra resources ltd. | **Syeda Munia Ahmed**<br>Nominated Director of aamra holdings ltd. | **Fahmida Ahmed**<br>Nominated Director of aamra resources ltd. | **Mahbub Mustafizur Rahman**<br>Independent Director |

**(y) If any quarter of the financial year of the issuer ends after the period ended in the audited financial statements as disclosed in the prospectus, unaudited financial statements for each of the said quarters duly authenticated by the CEO and CFO of the issuer:**

Year-end duly authenticated audited financial statement have been incorporated in the prospectus.

**(z) Factors that may affect the results of operations:**

There are no such factors that may affect the results of operations except the known trends and uncertainty which have been mentioned in page #78 of this prospectus.

## MANAGEMENT'S DISCUSSION AND ANALYSIS OF FINANCIAL CONDITION SECTION: VII

### (a) Overview of business and strategies:

1. Introduce new and cutting-edge products and technology which contributes towards building long-lasting and sustainable relationship with businesses and consumers.
2. Concentrate on product and service diversification (enhancing Wi-Fi, Data Center and Infrastructure capacity) and continuously evolve our corporate portfolio.
3. Increase organizational capacity and competence to enhance our already existing reputation of being a "reliable IT brand" amongst the financial institutions, local and international conglomerates and MNCs.
4. Expand both nationally (throughout the country) and internationally (starting with different parts of Asia) in terms of product/service offerings and build a strong logistical network to support this expansion.
5. Explore the newest technologies and build one of the best tech R&D teams of Bangladesh.
6. Ensure premium international standard of service delivery, quality management and increase organizational capacity to adapt to international IT best practices.
7. Increase communication and relationship with like-minded organizations, service providers, vendors and other concerned stakeholders.
8. Build sustainable, long-lasting and fruitful business relationship with our investors.

### (b) SWOT ANALYSIS:

**Strengths S**

- **The only Business-to-Business ISP of the country of such scale since 15 years**
- **Biggest ISP of the country in terms of bandwidth delivery**
- **ISO 9001:2008 Certified and Dun and Bradstreet listed top 500 companies of Bangladesh**
- **Rich existing customer base and huge potential to buy more IT products**
- **Strategic partnership with local and International institutions like Bangladesh Cricket Board and Polycom**
- **One of the biggest IT Infrastructure buyers of the country from NTTNs**

**Weaknesses W**

- **Only offer High Quality, High Price IT Services. The structure doesn't allow reducing prices or catering small volume customers**
- **More than 90% of the business is from Dhaka and Chittagong. Nationwide coverage is not very strong**
- **Being the largest ISP of the country the company doesn't own much infrastructure. Need to rent infrastructure when it requires**
- **Similar nature Company under common management**

## Opportunities O

- More than 1500 existing corporate clients and presently catering only small portion of their IT needs. Opportunity is to sell more IT products and services to existing 1500 businesses
- The country's IT requirement is growing rapidly and being one of the top IT companies, ANL shall experience automatic growth with present resources
- Since ANL is the largest ISP of the country and Bangladesh is the 8th largest country (in terms of population) the company shall always attract foreign investors and expertise

## Threats T

- Changes in business scope by regulatory authorities
- Threat of sabotage/defamation as being the largest ISP of the country
- Price reduction by Government owned service providers

**(c) Analysis of the financial statements of last five years with reason(s) of fluctuating revenue/sales, other income, total income, cost of material, finance cost, depreciation and amortization expense, other expense; changes of inventories, net profit before & after tax, EPS etc:**

| Particulars | As of Dec 31, 2015 | As of Dec 31, 2014 | As of Dec 31, 2013 | As of Dec 31, 2012 | As of Dec 31, 2011 |
|---|---|---|---|---|---|
| | (Amount in BDT) | | | | |
| Revenue/Sales | 662,948,637 | 595,085,403 | 515,106,448 | 414,952,807 | 336,594,140 |
| YoY change in sales | 11.40% | 15.53% | 24.14% | 23.28% | 24.44% |
| Other income | 4,408,511 | 8,643,565 | 815,388 | (4,165,511) | 1,580,108 |
| YoY change in other income | -49.00% | 960.06% | -119.57% | -363.62% | -82.01% |
| Cost of material | (398,746,169) | (356,485,900) | (294,799,436) | (239,269,305) | (204,037,183) |
| YoY change in cost of material | 11.85% | 20.92% | 23.21% | 17.27% | 21.36% |
| Finance cost | (8,493,527) | (35,141,345) | (22,278,565) | (3,696,998) | (2,349,030) |
| YoY change in finance cost | -75.83% | 57.74% | 502.61% | 57.38% | 762.91% |
| Depreciation and amortization expense | 64,664,697 | 59,868,759 | 41,454,173 | 26,850,723 | 20,527,894 |
| YoY change in Dep. & Ammo. Exp. | 8.01% | 44.42% | 54.39% | 30.80% | 27.27% |
| Other expense | 6,539,347 | 4,494,060 | - | - | - |
| YoY change in other expense | 45.51% | - | - | - | - |
| Inventories | 106,367,669 | 88,861,037 | 30,935,148 | 30,914,181 | 7,571,293 |
| YoY change in inventories | 19.70% | 187.25% | 0.07% | 308.31% | 277.20% |
| Net profit before Tax | 130,786,943 | 89,881,201 | 89,372,016 | 80,523,745 | 62,575,409 |
| YoY change in NPBT | 45.51% | 0.57% | 10.99% | 28.68% | 11.30% |
| Net profit after Tax | 120,081,487 | 84,885,387 | 82,537,662 | 74,939,464 | 58,029,466 |
| YoY change in NPAT | 41.46% | 2.84% | 10.14% | 29.14% | 11.9% |
| Earnings per Share (EPS) | 3.16 | 2.23 | 2.17 | 1.97 | 1.53 |

**Reason(s) of fluctuation:**

**Reasons for Changes in revenues:** As it can be observed from the above table, though the overall sales increased over the years as the Company's productivity increased.

**Reasons for Changes in Other Income:** Other income has significantly increased in 2014 due to divined received from ACE IT Networks Ltd. and FDR interest received in 2015.

**Reasons for Changes in total income:** In-fact, combined effect of revenue and other income are reflected in the total income. As such, aforesaid explanation is applicable here also.

**Reasons for Changes in cost of material:** Cost of material increased in 2015 due to the Company's procurement of more amount of Bandwidth than the previous years. As the price of bandwidth declined in the global market ANL had to purchase and provide more bandwidth to the customers in order to retain them from the competitors.

**Reasons for Changes in finance cost:** As per business demand, the Company arranged financing from different financial institutions to meet its financial needs. Especially in 2013, there was a significant capital expenditure incurred. Therefore, the financial cost was relatively higher in 2013 and 2104.

**Reasons for Changes in depreciation and amortization expense:** Throughout the years the fixed assets have increased consistently hence the depreciation and amortization expense is increasing.

**Reasons for Changes in other expense:** Other expenses are increasing mainly due to creation of provision for WPPF.

**Reasons for Changes in inventories:** To provide services to the customers we have to maintain a minimum stock level of spare parts and accessories which were procured locally but now most of them are imported from different countries to minimize cost and as well as to ensure the quality of products. We want to ensure that customers get our product available within their reach in doing that we had to maintain increased inventory level.

**Reasons for Changes in net profit before & after tax, EPS:** Net Income has increased due to reduction of financial cost in 2015 than previous years because the Company has repaid its loan.

### (d) Known trends demands, commitments, events or uncertainties that are likely to have an effect on the company's business:

The company has no known trends demands, event or uncertainties that are likely to have an effect on the company's business except the know trends and uncertainties which have been mentioned in page #78 of this prospectus. Similarly the company has no commitments that are likely to have an effect on the company's business other that as specified in the section-XXII under the head of "Use of Proceeds" of this prospectus.

### (e) Trends or expected fluctuations in liquidity:

The company has been operating with moderate liquidity. The company is currently enjoying working capital facilities in different modes from various financial institutions, through which it is managing liquidity and meeting its payments for procuring raw materials to carry out the service.

From the cash flow of the company, it has been revealed that the company can generate sufficient fund internally to service its debt burden and other liabilities also. The company generated operating cash flow of Tk. 148.52 mil. for the year ended December 31, 2015 to meets its liquidity and obligation.

### (f) Off-balance sheet arrangements those have or likely to have a current or future effect on financial condition:

There are no off-balance sheet arrangements those have or likely to have a current or future effect on financial condition.

## DIRECTORS AND OFFICERS SECTION: VIII

**(a) Name, Father's name, age, residential address, educational qualification, experience and position of each of the directors of the company and any person nominated/represented to be a director, showing the period for which the nomination has been made and the name of the organization which has nominated him:**

| Sl. | Name | Father's Name | Age | Residential Address | Educational Qualification | Experi-ence | Position | Period of Nomination | Name of Nominated Organization |
|---|---|---|---|---|---|---|---|---|---|
| 1. | Mr. Syed Faruque Ahmed | SSF Ahmed | 51 | House # 1/A, Road No # 84,Gulshan-2 ,Dhaka | M.Com | 31 Years | Chairman | Up to the AGM of 2019 | aamra holdings Ltd |
| 2. | Mr. Syed Farhad Ahmed | SSF Ahmed | 47 | House # 1/A, Road No # 84,Gulshan-2 ,Dhaka | B.Com | 31 Years | Managing Director & CEO | Up to AGM of 2018 | aamra resources limited |
| 3. | Ms. Syeda Munia Ahmed | AHM Shafiul Islam | 44 | House # 1/A, Road No # 84,Gulshan-2 ,Dhaka | M.A | 6 Years | Nominated Director | Up to the AGM of 2017 | aamra holdings Ltd |
| 4. | Ms. Fahmida Ahmed | Khalid Ibrahim | 42 | House # 1/A, Road No # 84,Gulshan-2 ,Dhaka | B.Com | 6 Years | Nominated Director | Up to the AGM of 2016 | aamra resources limited |
| 5. | Mr. Mahbub Mustafizur Rahman | Matiur Rahman | 63 | E-9, Sky View Garden, 77/1, Shantinagar, Dhaka-1217 | MBA | 35 Years | Independent Director | - | - |

**(b) The date on which he first became a director and the date on which his current term of office shall expire:**

| SL. | Name | Position | Date of becoming Director for the first time | Date of Expiration of Current Term of Office |
|---|---|---|---|---|
| 1. | Mr. Syed Faruque Ahmed | Chairman | January 10, 2001 | In the AGM of 2019 |
| 2. | Mr. Syed Farhad Ahmed | Managing Director & CEO | January 10, 2001 | In the AGM of 2018 |
| 3. | Ms. Syeda Munia Ahmed | Nominated Director | July 21,2010 | In the AGM of 2017 |
| 4. | Ms. Fahmida Ahmed | Nominated Director | July 7,2013 | In the AGM of 2016 |
| 5. | Mr. Mahbub Mustafizur Rahman | Independent Director | February 07, 2016 | In the AGM of 2018 |

**(c) If any director has any type of interest in other businesses, names and types of business of such organizations. If any director is also a director of another company or owner or partner of any other concern, the names of such organizations:**

| Name | Position in Issuer Company | Directorship/Ownership/Partnership with other companies | Interest in other Organization |
|---|---|---|---|
| **Mr. Syed Faruque Ahmed** | Chairman | aamra Resources Ltd | Chairman |
| | | aamra technologies Ltd | Chairman |
| | | aamra Infotainment Ltd | Chairman |
| | | aamra Fashions(CEPZ) Ltd | Chairman |
| | | aamra Solutions Ltd | Chairman |
| | | aamra Fitness Ltd | Chairman |
| | | aamra Embroideries Ltd | Chairman |
| | | aamra Outsourcing Ltd | Chairman |
| | | aamra Holdings Ltd | Chairman |
| | | aamra Support Services Ltd | Chairman |
| | | aamra Boloro Bangladesh Ltd | Chairman |
| | | ACE IT Networks Ltd | Chairman |

| | | | |
|---|---|---|---|
| | | aamra Management Solutions | Chairman |
| **Mr. Syed Farhad Ahmed** | Managing Director & CEO | aamra Resources Ltd | Managing Director |
| | | aamra technologies ltd | Managing Director |
| | | aamra Infotainment Ltd | Managing Director |
| | | aamra Fashions(CEPZ) Ltd | Managing Director |
| | | aamra Solutions Ltd | Managing Director |
| | | aamra Fitness Ltd | Managing Director |
| | | aamra Embroideries Ltd | Managing Director |
| | | aamra Outsourcing Ltd | Managing Director |
| | | aamra Holdings Ltd | Managing Director |
| | | aamra Support Services Ltd | Managing Director |
| | | aamra Boloro Bangladesh Ltd | Managing Director |
| | | ACE IT Networks Ltd | Managing Director |
| | | aamra Management Solutions | Managing Partner |
| **Ms. Syeda Munia Ahmed** | Nominated Director | aamra technologies ltd | Vice Chairman |
| | | Alvaritech Bangladesh Ltd | Chairman |
| **Ms. Fahmida Ahmed** | Nominated Director | aamra technologies Ltd | Director |
| | | Alvaritech Bangladesh Ltd | Managing Director |
| **Mr. Mahbub Mustafizur Rahman** | Independent Director | N/A | N/A |

**(d) Statement of if any of the directors of the issuer are associated with the securities market in any manner. If any director of the Issuer Company is also a director of any issuer of other listed securities during last three years then dividend payment history and market performance of that issuer:**

| Name of the Listed Company | Name of the Directors of the Issuer are Associated with | Dividend Payment History | | | | | |
|---|---|---|---|---|---|---|---|
| | | 2016 | | 2015 | | 2014 | |
| | | Stock Dividend | Cash Dividend | Stock Dividend | Cash Dividend | Stock Dividend | Cash Dividend |
| aamra technologies Ltd | Mr. Syed Faruque Ahmed | - | 10% | - | 10% | - | 10% |
| | Mr. Syed Farhad Ahmed | | | | | | |
| | Ms. Syeda Munia Ahmed | | | | | | |
| | Ms. Fahmida Ahmed | | | | | | |

Source: Dhaka Stock Exchange Limited

**Market Performance:**

| | |
|---|---|
| **Market Cap in BDT (As on Feb-12, 2017):** | 1,872.19 (mn) |
| **Current Price Earning Ratio (P/E) Based on audited EPS of 2016 (As on Feb-12, 2017):** | 15.81 |
| **Basic EPS - Continuing Operations as per Audited Financial Statements of 2016:** | 1.48 |
| **NAV Per Share as per Audited Financial Statements of 2016:** | 22.10 |

***Source: Dhaka Stock Exchange Limited***

Other than the above mentioned security, the directors of ANL are not associated with the securities market in any manner.

**(e) Any family relationship (father, mother, spouse, brother, sister, son, daughter, spouse's father, spouse's mother, spouse's brother, spouse' sister) among the directors and top five officers:**

| Name of the Director | Designation | Relationships |
|---|---|---|
| Mr. Syed Faruque Ahmed | Chairman & Nominated Director of aamra holdings limited | Brother of Syed Mr. Farhad Ahmed and Husband of Ms. Syeda Munia Ahmed & brother in-law of Ms. Fahmida Ahmed |
| Mr. Syed Farhad Ahmed | Managing Director & CEO & Nominated Director of aamra resources limited | Brother of Syed Faruque Ahmed and Husband of Ms. Fahmida Ahmed & brother in-law of Ms. Syeda Munia Ahmed |
| Ms. Syeda Munia Ahmed | Nominated Director of aamra holdings limited | Wife of Syed Mr. Faruque Ahmed & sister in-law of Mr. Farhad Ahmed and Ms. Fahmida Ahmed |
| Ms. Fahmida Ahmed | Nominated Director of aamra resources limited | Wife of Syed Mr. Farhad Ahmed & sister in-law of Mr. Syed Faruque Ahmed and Ms. Syeda Munia Ahmed |

There is no family relationship among any of the directors and any of the top five employees of the company except mentioned above.

**(f) A very brief description of other businesses of the directors:**

| Name of the Director | Position in Issuer Company | Directorship/Ownership with Other Companies | Brief Description |
|---|---|---|---|
| **Mr. Syed Faruque Ahmed** | Chairman | aamra Resources Ltd | Indenting, Textiles & Garments Machineries & embroideries Sales |
| | | aamra technologies Ltd | Banking Equipment Hardware & Software Sales, Services |
| | | aamra Infotainment Ltd | Banner Add., Web Page Sales & Development, Software Sales & Development |
| | | aamra Fashions(cepz) Ltd | Manufacturing & Export Embroideries |
| | | aamra Solutions Ltd | Software based voice, data and video communication products for wire line and wireless enterprise markets |
| | | aamra Fitness Ltd | GYM Fitness, Equipment Sales & Services |
| | | aamra Embroideries Ltd | Manufacturing & Export Embroideries |
| | | aamra Outsourcing Ltd | Textiles and Apparels, Information & Communication Technologies and Lifestyle Services. |
| | | aamra Holdings Ltd | Smart Device, i.e. mobile set, storage, Manage service, Royalty, Branding, CPD etc. |
| | | aamra Support Services Ltd | Engage in manufacturing of 100% export oriented Embroideries at comilla EPZ |
| | | aamra Boloro Bangladesh Ltd | Provide electronic payment systems services and electronic fund transfer service |
| | | ACE IT Networks Ltd | Internet Service Provider(ISP), Software & Related Equipment Sales & Services |
| | | aamra Management Solutions | World Class Training and Development accompanied by High Quality Consultancy and Skilled Job Placement Services |
| **Mr. Syed Farhad Ahmed** | Managing Director & CEO | aamra Resources Ltd | Same as above |
| | | aamra technologies Ltd | |
| | | aamra Infotainment Ltd | |
| | | aamra Fashions(cepz) Ltd | |
| | | aamra Solutions Ltd | |
| | | aamra Fitness Ltd | |
| | | aamra Embroideries Ltd | |

| Name of the Director | Position in Issuer Company | Directorship/Ownership with Other Companies | Brief Description |
|---|---|---|---|
| | | aamra Outsourcing Ltd | |
| | | aamra Holdings Ltd | |
| | | aamra Support Services Ltd | |
| | | aamra Boloro Bangladesh Ltd | |
| | | ACE IT Networks Ltd | |
| | | aamra Management Solutions | |
| **Ms. Syeda Munia Ahmed** | Nominated Director | aamra technologies Ltd | Banking Equipment Hardware & Software Sales, Services |
| | | Alvaritech Bangladesh Ltd | IT Equipment Provider |
| **Ms. Fahmida Ahmed** | Nominated Director | aamra technologies Ltd | Banking Equipment Hardware & Software Sales, Services |
| | | Alvaritech Bangladesh Ltd | IT Equipment Provider |

## Short Bio-Data of the Directors

### Mr. Syed Faruque Ahmed

**Chairman**

Syed Faruque Ahmed is the current Chairman of aamra networks limited as well as aamra Companies (formerly known as The Texas Group Bangladesh) and is one of its founder shareholders. The aamra Companies are a dynamic, futuristic and leading business group in the country involved in a wide range of businesses sectors like the Garments & Textile, ICT. Faruque, a post-graduate in Finance, helped starting the opening companies of aamra as one of the founder shareholders. He was the Director Finance of the Group from 1985. After having played a key role in setting up the Group's export oriented readymade garment business unit from 1985 to 1988, he left for USA in 1988 in pursuit of exploring the Group's garment export market. Through his 4 years stay in the U.S., he garnered a much wider exposure to the garment industry, in particular the US garment industry, as well as gained a rare insight into the corporate America. Upon returning home, Faruque engaged himself back into the family business with an added zeal to improve the processes and operations; much from what he learnt in the US. He successfully implemented computer automation throughout the Group companies for MIS and Accounting that eventually had far reaching implications on the rapid growth and success of aamra Companies. His effort in establishing the vigorous use of IT throughout the organization, for example in initiating use of network computing in the areas of Accounting, Sales and Production, resulted in huge savings of time and resources, as well as immensely improved the dynamism and responsiveness of the Group. Faruque takes the lead in the internal development of the aamra organizations and plays an active role in continual improvements in Human Resources, Organizational Development, MIS and Corporate Governance. Over the years he has helped introduce a number of important and far-reaching initiatives.

### Mr. Syed Farhad Ahmed

**Managing Director**

Syed Farhad Ahmed, a well acknowledged marketing expert and the driver of many successful business ventures in Bangladesh, leads one of the most successful IT companies in Bangladesh, aamra networks Limited, as well as aamra Companies, as its Managing Director. Farhad is a founder shareholder of aamra Companies (formerly known as The Texas Group Bangladesh) and started his career immediately after university graduation in the groups garments venture in 1985 (set up by his late father Mr. SSF Ahmed, a renowned Chartered Accountant of the country) as its Director of Operations. With this aspiration he concentrated on expanding business in new areas and in the country's ICT field to boost the overall growth and advancement of the country. Under his able leadership, combined with his charismatic personality and motivational capabilities, he tends to bring out the very best in all of aamra's team members. Taking the responsibility of overseeing the operations of the Group's 11 companies dealing with ICT (Information & Communication Technology), Garments & Textile and Lifestyle and HR Development as its Managing Director, he also directly oversees aamra group's sales and marketing initiatives. Farhad has been an active participant in numerous business and professional organizations including: France-Bangladesh Chamber of

Commerce & Industry, Bangladesh Garments Manufactures and Exporters Association, Bangladesh Computer Samity and Internet Service Providers Association of Bangladesh. Farhad was also an Executive Committee Member & Vice Chairman, Marketing Committee of the Bangladesh Cricket Board. He is a past president of France-Bangladesh Chamber of Commerce & Industry.

**Ms. Syeda Munia Ahmed**
**Nominated Director of aamra holdings limited**

Syeda Munia Ahmed, daughter of AHM Shafiul Islam was born in 1970. She is an M.A. in English from Dhaka University. She has also got "Special Diploma in Leadership and Diploma in Early Childhood" from Eaton house Singapore. Syeda Munia Ahmed has 20 years of teaching experience both in Bangladesh and Singapore. Syeda Munia Ahmed is also engaged in various cultural and social welfare organizations. With a higher educational background and vast experience she is a very active Director of aamra networks limited.

**Ms. Fahmida Ahmed**
**Nominated Director of aamra resources limited**

Fahmida Ahmed, daughter of Late Khalid Ibrahim, was born in 1972. After completing her graduation, Fahmida became the Director of aamra networks limited and has been participating in making various policies and regulations of ANL. Fahmida plays an active role in guiding the marketing and promotional activities of ANL, including assisting the management in identifying and securing sponsorship opportunity for increasing the brand value of ANL.

**Mr. Mahbub Mustafizur Rahman**
**Independent Director**

Mr. Mahbub Mustafizur Rahman is a well-known and coveted figure in the Banking & Financial sector of Bangladesh. Mr. Rahman, completed his MBA from the reputed Institute of Business Administration, Dhaka University and joined Bangladesh Development Bank Limited (then named as BSRS) in 1976. During his tenure in BDBL, he worked in different significant positions. He was largely responsible for implementation of several critical projects and loan recovery including security enforcement. He held the position of Assistant General Manager (AGM) when he left BDBL in the year 1993. He later joined Pubali Bank in 1994 where he was responsible for wholesale, retail syndication, SME & consumer credit related operation. He retired from Pubali Bank in the year of 2011 as the Deputy Managing Director. During his illustrious professional career, he attended several overseas training in Indonesia, Nepal, Singapore and USA. Currently he is working as the Training Facilitator & Consultant, Financial Excellence Ltd.

Mr. Rahman joined the board of aamra networks limited in the year 2016 as Independent Director, since then he has made invaluable contribution in preparing organization policies of aamra networks limited.

**(h) Loan status of the issuer, its directors and shareholders who hold 5% or more shares in the paid-up capital of the issuer in terms of the CIB Report of Bangladesh Bank:**

Neither the Company nor any of its directors and shareholders who holds 5% or more shares in the paid up capital of the Issuer is loan defaulter.

**(i) Name with position, educational qualification, age, date of joining in the company, overall experience (in year), previous employment, salary paid for the financial year of the Chief Executive Officer, Managing Director, Chief Financial Officer, Company Secretary, Advisers, Consultants and all Departmental Heads. If the Chairman, any director or any shareholder received any monthly salary than this information should also be included:**

| Name | Position | Educational Qualification | Age | Date of Joining in the Company | Overall Experience (in year) | Previous Employment | Salary Paid During 2015 (BDT) |
|---|---|---|---|---|---|---|---|
| Mr. Syed Farhad Ahmed | Managing Director & CEO | B.Com | 47 | 1/10/2001 | 31 Years | - | 5,200,000 |
| Mr. Sharful Alam | Chief Operating Officer | BBA | 42 | 8/1/2003 | 18 Years | Access TEL Business Development Manager | 2,600,000 |
| Mr.A.K.M Quamruzzaman | Company Secretary | M.Com and MBA | 44 | 9/1/2003 | 20 Years | Padma Cement Ltd. Company Secretary and Head of Accounts | 1,430,000 |
| Mr. Md. Anamul Haque | Chief Financial Officer | M.Com, CA(Inter) | 44 | 11/01/2014 | 19 Years | Keya Group General Manager | *315,000 |
| Mr. Md. Mahbubor Rahman | Head of Core Network | Masters in computer science | 42 | 4/30/2001 | 18 Years | Information Service Networks Assistant Manager | 1,690,000 |
| Mr. Khaled Ahmed Nur | Head of Technical Service and R&D | Bachelor in computer science | 39 | 6/1/2003 | 14 Years | BTS Communication Ltd. System Admin | 1,690,000 |
| Mr. A.M. Ehsan – Ul Haque | Head of Sales | M.Com and MBA | 38 | 12/1/2002 | 14 Years | N/A | 1,690,000 |
| Mr. Khandaker Md. Moinuddin | Head of Credit Control | Masters in Economics | 43 | 6/1/2003 | 16 Years | Sharif Melamine Industries Ltd. Manager Export | 1,690,000 |
| Mr. T.M Mahbubur Rahman | Head of Admin & Logistics | B.S.S(Hons), M.S.S | 44 | 5/11/2000 | 18 Years | Rangs Industries Ltd. , Executive –Sales | 1,105,000 |
| Mr. Muntasir Ahmed | Head of Marketing and Branding | BBA | 34 | 12/1/2006 | 13 Years | Market Development Limited , Executive | 1,430,000 |
| Mr. Mohammad Sarwar Hossain | Head of Internal Audit | M.Com, MBA, LLB, CA(cc), ITP | 43 | 7/21/2001 | 17 Years | RM Group | 1,274,000 |
| Advisers | | N/A | | | | | |
| Consultants | | N/A | | | | | |

It is mentionable that the company has no advisors and consultant during the year.

***Note:** Mr. Md. Anamul Haque, Chief Financial Officer of aamra networks limited (ANL) is also Company Secretary of aamra technologies limited (ATL). He is getting salary from ATL. ANL is paying a partial salary from July 01, 2015 as a share of service as CFO.

**(j) Changes in the key management persons during the last three years. Any change otherwise than by way of retirement in the normal course in the senior key management personnel particularly in charge of production, planning, finance and marketing during the last three years prior to the date of filing the information memorandum. If the turnover of key management personnel is high compared to the industry, reasons should be discussed:**

There was no change in the key management persons during the last three years except Chief Financial Officer. There is no change otherwise than by way of retirement in the normal course in the senior key management personnel particularly incharge of production, planning, finance and marketing during the last three years prior to the date of filling the prospectus except Chief Financial Officer. This change occurred only once for the said post during last 3 (Three) years which is not high compare to the industry.

**(k) A profile of the sponsors including their names, father's names, age, personal addresses, educational qualifications, and experiences in the business, positions/posts held in the past, directorship held, other ventures of each sponsor and present position:**

| Name of the Sponsors, Father's Name, Age, Personal Address | Educational Qualification and Experience | Positions/ Posts | | Other Ventures of Each Sponsor |
|---|---|---|---|---|
| | | Past | Present | |
| **Name:** aamra technologies ltd .<br>**Father's name:** N/A<br>**Age**: N/A<br>**Personal Address:** N/A | **Educational Qualification:** N/A<br>**Experience:** N/A | Director | Director | aamra Resources Ltd<br>aamra technologies Ltd<br>aamra Infotainment Ltd<br>aamra Fashions(cepz) Ltd<br>aamra Solutions Ltd<br>aamra Fitness Ltd<br>aamra Embroideries Ltd<br>aamra Outsourcing Ltd<br>aamra Holdings Ltd<br>aamra Support Services Ltd<br>aamra Boloro Bangladesh Ltd<br>ACE IT Networks Ltd<br>aamra Management Solutions |
| **Name:** aamra resources ltd<br>**Father's name:** N/A<br>**Age**: N/A<br>**Personal Address:** N/A | **Educational Qualification:** N/A<br>**Experience:** N/A | Director | Director | aamra Resources Ltd<br>aamra technologies Ltd<br>aamra Infotainment Ltd<br>aamra Fashions(cepz) Ltd<br>aamra Solutions Ltd<br>aamra Fitness Ltd<br>aamra Embroideries Ltd<br>aamra Outsourcing Ltd<br>aamra Holdings Ltd<br>aamra Support Services Ltd<br>aamra Boloro Bangladesh Ltd<br>ACE IT Networks Ltd<br>aamra Management Solutions |
| **Name:** Khondoker Monir Uddin<br>**Father's name:** K. M. Momtaz Uddin<br>**Age:** 54 Years<br>**Personal Address:** Safura Tower (3rd Floor), 20, Kemal Ataturk Avenue Banani C/A, Dhaka-1213. | **Educational Qualification:** Masters in Accounting<br>**Experience:** 30 Years | Sponsor | - | Shanta Securities Ltd.<br>STS Holdings Limited<br>Shanta Washing Plant Ltd.<br>GDS Chemical Bangladesh Ltd.<br>Universal Business Machines Ltd.<br>Shanta Holdings Limited<br>STS Capital Ltd.<br>Shanta Capital Management Ltd.<br>Shanta Medical Centre Ltd. |
| **Name:** Sino Lanka (Pvt) Ltd.<br>**Father's name:** N/A<br>**Age**: N/A<br>**Personal Address:** N/A | **Educational Qualification:** N/A<br>**Experience:** N/A | Sponsor | - | STS Holdings Limited<br>Sino Lanka (Pvt.) Ltd., (Sri Lanka)<br>STS Hospitals Limited<br>Royal Park Residence Ltd.<br>STS Capital Ltd.<br>Alvaritech Bangladesh Ltd |
| **Name:** Interactive Digital Group Ltd.<br>**Father's name:** N/A<br>**Age**: N/A<br>**Personal Address:** N/A | **Educational Qualification:** N/A<br>**Experience:** N/A | Sponsor | - | Currently the Company has no operation in Bangladesh, Therefore no information is available |

**(l) If the present directors are not the sponsors and control of the issuer was acquired within five years immediately preceding the date of filing prospectus details regarding the acquisition of control, date of acquisition, terms of acquisition, consideration paid for such acquisition etc.:**

Other than two directors namely Mr. Syed Farhad Ahmed and Ms. Fahmida Ahmed acquired control of the company before five years immediately preceding the date of filing prospectus. Hence, the information is not applicable.

**(m) If the sponsors/directors do not have experience in the proposed line of business, the fact explaining how the proposed activities would be carried out/managed:**

The sponsors/directors of the Company have experienced in the proposed line of business.

**(n) Interest of the key management persons:**

There is no other interest with the key management except the followings:

| Sl. No. | Name | Nature of Relationship | Nature of Transaction | 2015 | 2014 | 2013 | 2012 | 2011 |
|---|---|---|---|---|---|---|---|---|
| | | | | Amount In BDT | | | | |
| 1 | Mr. Syed Faruque Ahmed | Chairman | Remuneration | - | 5,200,000 | 5,200,000 | 5,200,000 | 3,900,000 |
| | | | Purchase of Shares of ACE IT Networks | - | - | 499,900 | - | - |
| 2 | Mr. Syed Farhad Ahmed | Managing Director & CEO | Remuneration | 5,200,000 | 5,200,000 | 5,200,000 | 5,200,000 | 3,900,000 |
| | | | Purchase of Shares of ACE IT Networks | - | - | 500,000 | - | - |

In addition to above mentioned information, the interest of the key person is stated in page #107 of this prospectus.

**(o) All interests and facilities enjoyed by a director, whether pecuniary or non-pecuniary:**

| Name | Interests/Facilities enjoyed by Directors |
|---|---|
| Mr. Syed Farhad Ahmed | Remuneration |

***Note: There is no pecuniary interest or facilities enjoyed by directors except stated above.***

**(p) Number of shares held and percentage of shareholding (pre-issue):**

| SL | Name of the shareholders | Number of Shares | Shareholding Percentage (Pre-Issue) (%) |
|---|---|---|---|
| 1 | aamra holdings Ltd | 12,600,000 | 33.16% |
| 2 | aamra resources Ltd | 4,522,030 | 11.90% |
| 4 | Mr. Syed Faruque Ahmed (Nominated director of aamra holdings limited) | 100,000 | 0.26% |
| 5 | Mr. Syed Farhad Ahmed (Nominated Director of aamra resources limited) | 100,000 | 0.26% |
| 6 | Ms. Syeda Munia Ahmed (Nominated director of aamra holdings limited) | 100,000 | 0.26% |
| 7 | Ms. Fahmida Ahmed (Nominated Director of aamra resources limited) | 100,000 | 0.26% |

**(q) Change in Board of Directors during last three years:**

| Name | 2015 | 2014 | 2013 |
|---|---|---|---|
| **Mr. Syed Faruque Ahmed** | Existing | Existing | Nominated Director of aamra holdings limited |
| **Mr. Syed Farhad Ahmed** | Existing | Existing | Nominated Director of aamra resources limited |
| **Ms. Syeda Munia Ahmed** | Existing | Retired & Re-elect | Nominated Director of aamra holdings limited |
| **Ms. Fahmida Ahmed** | Existing | Existing | Nominated Director of aamra resources limited |

**(r) Director's engagement with similar business:**

| Name | Company Name | Position Held in Similar Business |
|---|---|---|
| Mr. Syed Faruque Ahmed | ACE IT Networks Limited | Chairman |
| Mr. Syed Farhad Ahmed | ACE IT Networks Limited | Managing Director |

**(a) A description of any transaction during the last five years, or any proposed transactions certified by the auditors, between the issuer and any of the following persons, giving the name of the persons involved in the transaction, their relationship with the issuer, the nature of their interest in the transaction and the amount of such interest, namely:-**

**(i) Any director or sponsor or executive officer of the issuer;**

**(ii) Any person holding 5% or more of the outstanding shares of the issuer;**

**(iii) Any related party or connected person of any of the above persons.**

**TO WHOM IT MAY CONCERN**

This is to certify that the Financial Statements of the aamra networks Ltd. furnished for our audit does not have any transaction during the last five years, or any proposed transaction, between the issuer and any of the following persons:

(i) Any director or sponsor or executive officer of the issuer;
(ii) Any person holding 5% or more of the outstanding shares of the issuer;
(iii) Any related party or connected person of any of the above persons;

Except the transactions described in the following table:

| SL | Related parties | Relationship | Nature of Transaction | 2015 | | 2014 | | 2013 | | 2012 | | 2011 | |
|---|---|---|---|---|---|---|---|---|---|---|---|---|---|
| | | | | Value of Transaction during the Year | Balance at the end of the Year Receivable/ (Payable) | Value of Transaction during the Year | Balance at the end of the Year Receivable/ (Payable) | Value of Transaction during the Year | Balance at the end of the Year Receivable/ (Payable) | Value of Transaction during the Year | Balance at the end of the Year Receivable/ (Payable) | Value of Transaction during the Year | Balance at the end of the Year Receivable/ (Payable) |
| | | | | Amount in BDT | | | | | | | | | |
| 1 | aamra holdings limited | Concern under common management | IT Service and software maintenance | 608,008 | - | 608,008 | - | 1,218,509 | - | 960,674 | - | 480,000 | - |
| 2 | aamra holdings limited | Concern under common management | Intercompany loan account | 5,000,000 | - | - | - | 7,352,000 | - | 17,660,929 | 10,691,032 | - | - |
| 3 | aamra holdings limited | Concern under common management | Relationship & management expenses and Royalty fee | 39,600,000 | - | 52,800,000 | - | 23,900,000 | - | 13,200,000 | - | 13,200,000 | - |
| 4 | aamra managemen t solutions | Concern under common management | Training service and space rent for training | - | - | - | - | 1,307,550 | - | - | - | - | - |
| 5 | aamra managemen t solutions | Concern under common management | Internet Service Provide | - | - | - | - | 278,796 | - | 264,000 | - | 264,000 | - |
| 6 | aamra resources limited | Concern under common management | Internet service, IT Service and software maintenance | - | - | - | - | 776,588 | - | 768,000 | - | 768,000 | - |
| 7 | aamra embroiderie s limited | Concern under common management | Internet service, IT Service and software maintenance | - | - | - | - | 153,900 | - | 120,000 | - | 120,000 | - |

| SL | Related parties | Relationship | Nature of Transaction | 2015 | | 2014 | | 2013 | | 2012 | | 2011 | |
|---|---|---|---|---|---|---|---|---|---|---|---|---|---|
| | | | | Value of Transaction during the Year | Balance at the end of the Year Receivable/ (Payable) | Value of Transaction during the Year | Balance at the end of the Year Receivable/ (Payable) | Value of Transaction during the Year | Balance at the end of the Year Receivable/ (Payable) | Value of Transaction during the Year | Balance at the end of the Year Receivable/ (Payable) | Value of Transaction during the Year | Balance at the end of the Year Receivable/ (Payable) |
| | | | | Amount in BDT | | | | | | | | | |
| 8 | aamra embroideries limited | Concern under common management | Intercompany loan transaction | - | - | - | - | 2,832,000 | - | - | - | - | - |
| 9 | aamra technologies limited | Concern under common management | IIG bandwidth & Equipment Purchase | 290,557,961 | (2,840,457) | 223,658,230 | (1,189,665) | 274,204,102 | (4,967,007) | 42,584,666 | - | 7,525,790 | - |
| 10 | aamra technologies limited | Concern under common management | Intercompany loan account | 102,821,590 | - | - | - | 3,039,662 | - | - | - | - | - |
| 11 | aamra technologies limited | Concern under common management | Internet service, IT Service and software maintenance | - | - | - | - | 6,784,073 | - | 1,344,000 | - | 1,320,000 | - |
| 12 | ACE IT Networks limited | Subsidiary Company till September 24, 2013 now concern under common management | Internet service & IT Service, office Rent and Utilities | 1,566,750 | - | 2,518,538 | - | 5,233,314 | 1,069,538 | 9,338,000 | - | 10,631,000 | - |
| 13 | ACE IT Networks limited | Subsidiary Company till September 24, 2013 now concern under common management | Dividend Income | - | - | 6,633,000 | - | - | - | - | - | - | - |
| 14 | ACE IT Networks limited | Subsidiary Company till September 24, 2013 now concern under common management | Office Rent and Utilities Charged | - | - | 720,000 | - | 720,000 | - | 720,000 | | 720,000 | |
| 15 | aamra outsourcing limited | Concern under common management | Intercompany loan transaction | - | - | 7,000,000 | - | 13,071,783 | - | - | - | - | - |
| 16 | aamra infotainment limited | Concern under common management | Intercompany loan account, office rent, utilities and loan transaction | 9,400,000 | - | 7,232,378 | - | 2,592,267 | 1,767,622 | 3,120,000 | - | 2,640,000 | - |
| 17 | aamra fitness limited | Concern under common management | Intercompany loan account | 4,850,000 | - | - | - | - | - | - | - | - | - |
| 18 | Syed Faruque Ahmed | Chairman and shareholder | Office rent Ctg. | 1,543,440 | - | - | - | - | - | - | - | - | - |
| 19 | Syed Faruque Ahmed | Chairman and shareholder | Directors remuneration | - | - | 10,400,000 | - | 10,400,000 | - | 10,400,000 | - | 7,800,000 | - |
| 20 | Syed Farhad Ahmed | Managing Director and shareholder | Directors remuneration | 10,400,000 | - | 10,400,000 | - | 10,400,000 | - | 10,400,000 | - | 7,800,000 | - |

| SL | Related parties | Relationship | Nature of Transaction | 2015 | | 2014 | | 2013 | | 2012 | | 2011 | |
|---|---|---|---|---|---|---|---|---|---|---|---|---|---|
| | | | | Value of Transaction during the Year | Balance at the end of the Year Receivable/ (Payable) | Value of Transaction during the Year | Balance at the end of the Year Receivable/ (Payable) | Value of Transaction during the Year | Balance at the end of the Year Receivable/ (Payable) | Value of Transaction during the Year | Balance at the end of the Year Receivable/ (Payable) | Value of Transaction during the Year | Balance at the end of the Year Receivable/ (Payable) |
| | | | | Amount in BDT | | | | | | | | | |
| 21 | Syed Faruque Ahmed | Chairman and shareholder | Land Purchase | - | - | - | - | 166,850,000 | - | - | - | - | - |
| 22 | Syed Faruque Ahmed | Chairman and shareholder | Transfer of shares of ACE IT networks limited | - | - | - | - | 499,900 | - | - | - | - | - |
| 23 | Syed Farhad Ahmed | Managing Director and shareholder | Transfer of shares of ACE IT networks limited | - | - | - | - | 500,000 | - | - | - | - | - |
| **Total Transactions** | | | | **466,347,749** | **(2,840,457)** | **321,970,154** | **(1,189,665)** | **532,114,444** | **(2,129,847)** | **110,880,269** | **10,691,032** | **53,268,790** | **-** |

Place: Dhaka
Date: 27th September 2016

**Sd/-**
**K. M. HASAN & CO.**
Chartered Accountants

**(b) Any transaction or arrangement entered into by the issuer or its subsidiary or associate or entity owned or significantly influenced by a person who is currently a director or in any way connected with a director of either the issuer company or any of its subsidiaries/holding company or associate concerns, or who was a director or connected in any way with a director at any time during the last three years prior to the issuance of the prospectus:**

There were no transaction or arrangement entered into by the issuer or its subsidiary or associate or entity owned or significantly influenced by a person who is currently a director or in any way connected with a director of either the issuer company or any of its subsidiaries/holding company or associate concerns, or who was a director or connected in any way with a director at any time during the last three years prior to the issuance of the prospectus except mentioned in the above table. (Page #111-113)

**(c) Any loans either taken or given from or to any director or any person connected with the director, clearly specifying details of such loan in the prospectus, and if any loan has been taken from any such person who did not have any stake in the issuer, its holding company or its associate concerns prior to such loan, rate of interest applicable, date of loan taken, date of maturity of loan and present outstanding of such loan:**

There were no loans either taken or given from or to any director or any person connected with the director. And also there were no loan which has been taken from any such person who did not have any stake in the issuer, its holding company or its associate concerns.

However, inter-company loan transactions with its group companies is given below:

| Name of The Party | Nature of Relationship | Nature of Transaction | Amount Given & Taken During the year ended 31st Dec 2015 (BDT) | | Amount Given & Taken During the year ended 31st Dec 2014 (BDT) | | Outstanding Amount receivable/ (payable) | Outstanding Amount receivable/ (payable) |
|---|---|---|---|---|---|---|---|---|
| | | | Loan Given | Loan Taken | Loan Given | Loan Taken | 2015 (BDT) | 2014 (BDT) |
| aamra outsourcing limited | Concern under common management | Intercompany loan transaction | - | - | 3,500,000 | - | - | - |
| aamra infotainment limited | Concern under common management | Intercompany loan transaction | 4,700,000 | - | 4,140,000 | - | - | - |
| aamra technologies limited | Concern under common management | Intercompany loan transaction | 51,410,795 | - | - | - | - | - |
| aamra fitness limited | Concern under common management | Intercompany loan transaction | 2,425,000 | - | - | - | - | - |
| aamra holdings limited | Concern under common management | Intercompany loan transaction | 2,500,000 | - | - | - | - | - |

## EXECUTIVE COMPENSATION SECTION: X

**(a) The total amount of remuneration/salary/perquisites paid to the top five salaried officers of the issuer in the last accounting year and the name and designation of each such officer:**

The total amount of remuneration/salary/perquisites paid to the top five salaried officers of the company in the last accounting year is as follows:

***(As per Audited Accounts)***

| Sl. No. | Name | Designation | Jan-Dec, 2015 (BDT) |
|---|---|---|---|
| 1. | Mr. Syed Farhad Ahmed | Managing Director & CEO | 5,200,000 |
| 2. | Mr. Sharful Alam | Chief Operating Officer | 2,600,000 |
| 3. | Mr. Mahbubor Rahman | Deputy General Manger | 1,690,000 |
| 4. | Mr. A M Ehsan - ul Haque | Deputy General Manger | 1,690,000 |
| 5. | Mr. Khaled Aahamed Nur | Deputy General Manger | 1,690,000 |
| 6. | Mr. Kh. Md Moinuddin | Deputy General Manger | 1,690,000 |
| | | **Total** | **14,560,000** |

**(b) Aggregate amount paid to all directors and officers as a group during the last accounting year:**

***(As per Audited Accounts)***

| Particulars | Nature of Payment | Jan-Dec, 2015 (BDT) |
|---|---|---|
| 1. Directors | Board meeting Fee | - |
| 2. Directors | Remuneration | 5,200,000 |
| 3. Managers and Above | Salary, Bonus & other Allowances | 30,011,500 |
| | **Total** | **35,211,500** |

**(c) If any shareholder director received any monthly salary/perquisite/benefit it must be mentioned along with date of approval in AGM/EGM, terms thereof and payments made during the last accounting year:**

| Name of Directors | Mode of benefits | Payments made during 2015 | Date of Approval in AGM |
|---|---|---|---|
| Mr. Syed Farhad Ahmed | Remuneration | 5,200,000 | January 25,2003 |

Other than the above mentioned director there are no such directors received any monthly salary/perquisite/benefit during the year.

**(d) The board meeting attendance fees received by the director including the managing director along with date of approval in AGM/EGM:**

No directors including the managing director of aamra networks limited received board meeting attendance fees in the last accounting year.

**(e) Any contract with any director or officer providing for the payment of future compensation**

The Company has no contract with any Director or Officer for providing the payment of future compensation.

**(f) If the issuer intends to substantially increase the remuneration paid to its directors and officers in the current year, appropriate information regarding thereto:**

Issuer has no such intends to substantially increase in the pay structure of the directors and officers in the current year. However, the company provides annual increment to the employees considering company's profitability, its business growth potential, rate of inflation, and performance of the individuals.

**(g) Any other benefit/facility provided to the above persons during the last accounting year:**

No directors and officers of the Company received any other benefit/facility in the last accounting year except which is disclosed above.

## OPTIONS GRANTED TO DIRECTORS, OFFICERS AND EMPLOYEES SECTION: XI

The Company has not offered any option for issue of shares to any of the officers, directors and employees, or to any outsiders.

## TRANSACTION WITH THE DIRECTORS AND SUBSCRIBERS TO THE MEMORANDUM SECTION: XII

**(a) The names of the directors and subscribers to the memorandum, the nature and amount of anything of value received or to be received by the issuer from the above persons, or by the said persons, directly or indirectly, from the issuer during the last five years along with the description of assets, services or other consideration received or to be received:**

The Directors and Subscribers to the Memorandum have not received any benefit except remuneration received by the directors, directly or indirectly during the last five years, details of which are given below. The issuer has not received or to be received any assets, services or other consideration from its Directors and Subscribers to the Memorandum except fund against allotment of shares and land.

| Sl. No. | Name | Nature of Relationship | Nature of Transaction | 2015 | 2014 | 2013 | 2012 | 2011 |
|---|---|---|---|---|---|---|---|---|
| | | | | Amount In BDT | | | | |
| 1 | Mr. Syed Faruque Ahmed | Chairman | Remuneration | - | 5,200,000 | 5,200,000 | 5,200,000 | 3,900,000 |
| | | | Purchase of Shares of ACE IT Networks | - | - | 500,000 | - | - |
| | | | Dividend (Bonus) | - | - | 10,300,000 Ordinary Shares | - | - |
| 2 | Mr. Syed Farhad Ahmed | Managing Director & CEO | Remuneration | 5,200,000 | 5,200,000 | 5,200,000 | 5,200,000 | 3,900,000 |
| | | | Purchase of Shares of ACE IT Networks | - | - | 499,900 | - | - |
| | | | Dividend (Bonus) | - | - | 3,582,840 Ordinary Shares | - | - |

**Asset transfer to the company by its directors and their connected persons:**

| Transferor | Transferee | Relationship | Asset | Deed No. | Date of Acquisition | Amount of Land (Decimals) | Deed Value (BDT) | Selling Price (BDT) | Method of Price Determination |
|---|---|---|---|---|---|---|---|---|---|
| Mr. Syed Faruque Ahmed | aamra networks limited | Chairman | Land | 3103 | 25/02/2013 | 92 | 166,850,000 | 166,850,000 | Present value at the time of Acquisition |
| Mr. Syed Farhad Ahmed | | MD & CEO | | | | | | | |
| Ms. Syeda Farida Ahmed | | Mother of Mr. Syed Faruque Ahmed, Chairman & Mr. Syed Farhad Ahmed, MD of ANL | | | | | | | |
| Ms. Syeda Amina Ahmed | | Sister of Mr. Syed Faruque Ahmed, Chairman & Mr. Syed Farhad Ahmed, MD of ANL | | | | | | | |
| **Total** | | | | | | **92** | **166,850,000** | **166,850,000** | |

**(b) If any assets were acquired or to be acquired from the aforesaid persons, the amount paid for such assets and the method used to determine the price shall be mentioned in the prospectus, and if the assets were acquired by the said persons within five years prior to transfer those to the issuer, the acquisition cost thereof paid by them:**

No assets have been acquired or to be acquired from the Directors and Subscribers to the Memorandum within last five years except the following:

| Transferor | Transferee | Relationship | Asset | Deed No. | Date of Acquisition | Amount of Land (Decimals) | Deed Value (BDT) | Selling Price (BDT) | Method of Price Determination |
|---|---|---|---|---|---|---|---|---|---|
| Mr. Syed Faruque Ahmed | aamra networks limited | Chairman | Land | 3103 | 25/02/2013 | 92 | 166,850,000 | 166,850,000 | Present value at the time of Acquisition |
| Mr. Syed Farhad Ahmed | | MD & CEO | | | | | | | |
| Ms. Syeda Farida Ahmed | | Mother of Mr. Syed Faruque Ahmed, Chairman & Mr. Syed Farhad Ahmed, MD of ANL | | | | | | | |
| Ms. Syeda Amina Ahmed | | Sister of Mr. Syed Faruque Ahmed, Chairman & Mr. Syed Farhad Ahmed, MD of ANL | | | | | | | |
| **Total** | | | | | | **92** | **166,850,000** | **166,850,000** | |

**Note:** It is mentionable that the said land was not acquire by the above mentioned person rather legally got it as successors after the expiry of the land owner and the owner acquired the above mentioned land before five years prior to transfer those to the issuer. Since the acquisition cost thereof paid by them is not applicable.

**(a) The names, addresses, BO ID Number of all shareholders of the company before IPO, indicating the amount of securities owned and the percentage of the securities represented by such ownership, in tabular form:**

The shareholding position of the Company as on the Prospectus publication date is as under:

| Sl. No. | Name of the Shareholders | Address | Status | No. of Shares Subscribed | % of Shareholding before IPO | BO ID Number |
|---|---|---|---|---|---|---|
| 1. | **aamra Holdings Ltd** | Safura Tower (9th Floor) 20 Kemal Ataturk Avenue, Banani C/A, Dhaka – 1213 Bangladesh. | Nominated by Syed Faruque Ahmed and Syeda Munia Ahmed | 12,600,000 | 33.16% | 1204 5000 2457 6924 |
| 2. | **aamra Resources Ltd** | Safura Tower (9th Floor) 20 Kemal Ataturk Avenue, Banani C/A, Dhaka – 1213 Bangladesh. | Nominated by Syed Farhad Ahmed and Fahmida Ahmed | 4,522,030 | 11.90% | 1201 4700 5875 9524 |
| 3. | **Syed Faruque Ahmed** | House#1A, Road# 84, Gulshan, Dhaka-1212 | Chairman of aamra networks Ltd. & Nominee Director of aamra Holdings Ltd. | 100,000 | 0.26% | 1204 5000 2590 8276 |
| 4. | **Syed Farhad Ahmed** | House#1A, Road# 84, Gulshan, Dhaka-1212 | Managing Director of aamra networks Ltd. and Nominated Director of aamra resources Ltd. | 100,000 | 0.26% | 1204 5000 1492 1565 |
| 5. | **Syeda Munia Ahmed** | House#1A, Road# 84, Gulshan, Dhaka-1212 | Director of aamra networks Ltd. and NominatedDirector of aamra Holdings Ltd. | 100,000 | 0.26% | 1204 5000 4294 0001 |
| 6. | **Fahmida Ahmed** | House#1A, Road# 84, Gulshan, Dhaka-1212 | Director of aamra networks Ltd. and Nominee Director of aamra resources Ltd. | 100,000 | 0.26% | 1204 5000 4294 0018 |
| 7. | **Augere Holdings (Netherlands) B.V** | 3 Homes Frame Way, Shipton Gorge, Dorset DT6 4TA United Kingdom/A | Shareholder | 8,477,970 | 22.31% | BO A/C is not opened yet |
| 8. | **Investment Corporation of Bangladesh** | 8, D I T Avenue (12-15 Floor), Dhaka, Banglades. | Shareholder | 5,400,000 | 14.21% | 1201 5300 0000 3501 |
| 9. | **Food Chain Asia Ltd.** | Lotus Kamal Tower-2, Level-11, Plot - 59,61 Gulshan Avenue, Dhaka-1212 | Shareholder | 2,000,000 | 5.26% | 1205 6000 5387 8066 |
| 10. | **Abaci Investments Limited (MDA)** | Plot # 02, Road # 07, (Rupayun Prime) 7th Floor, Dhanmondi, Dhaka | Shareholder | 100,000 | 0.26% | 1602 7700 4552 4684 |
| 11. | **National Finance Ltd.** | Confidence Center (Level-8), Kha-09 Progati Sarani, Shahjadpur, Gulshan, Dhaka - 1212 | Shareholder | 1,000,000 | 2.63% | 1202 0200 4419 8628 |
| 12. | **MTB Securities Ltd.** | CHO,WW Tower (Level - 4), 68 Motijheel C/A, Dhaka - 1000. | Shareholder | 400,000 | 1.05% | 1601 8800 0016 1286 |
| 13. | **Mahmudul Huq** | House # 18, Road # 119, Gulshan, Dhaka - 1212 | Shareholder | 800,000 | 2.11% | 1201 8200 1272 1473 |
| 14. | **Intekhab Mahmud** | House # 15/2, Avoy Das Lane, Wari, Dhaka - 1203 | Shareholder | 200,000 | 0.53% | 1201 9000 1623 3310 |
| 15. | **Md. Ehsanul Habib** | Esquire Group, 102 Shaheed Tajuddin Ahmed Sarani (9th Floor) Tejgaon, Dhaka - 1208 | Shareholder | 200,000 | 0.53% | 1202 8300 5528 5476 |
| 16. | **Mahtab Uddin Ahmed** | House # 78, Road # 18, Block | Shareholder | 120,000 | 0.32% | 1202 9800 |

| | | | | | | |
|---|---|---|---|---|---|---|
| | | - A, Banani, Gulshan, Dhaka - 1213 | | | | 1564 1263 |
| 17. | **Arifur Rahman** | Esquire Group, 102 Shaheed Tajuddin Ahmed Sarani (9th Floor) Tejgaon, Dhaka - 1208 | Shareholder | 100,000 | 0.26% | 1202 1400 5594 0204 |
| 18. | **Showkat Ali Sarkar** | House # 74, Road # 19, Sector # 11, Uttara, Dhaka - 1230. | Shareholder | 20,000 | 0.05% | 1204 5000 4481 7314 |
| 19. | **Touhidul Alam Zenith** | Road # 9A, House # 23, Dhanmondi, Dhaka - 1209. | Shareholder | 200,000 | 0.53% | 1203 3500 1537 7692 |
| 20. | **Enayet Uddin Md. Kaiser Khan** | House # 28/A, Flat # A/4, Road # 3, DOHS Banani, Cantonment; Dhaka - 1206 | Shareholder | 100,000 | 0.26% | 1204 5000 5635 2422 |
| 21. | **Md. Shahniaz Jewel** | 604, Kondolbagh; P.S # Ashulia; Saver, Dhaka - 1341 | Shareholder | 60,000 | 0.16% | 1204 5000 5629 0322 |
| 22. | **Mustafa Kamal Shaheen** | 604, Kondolbagh; P.S # Ashulia; Dist: Saver; Dhaka - 1341 | Shareholder | 100,000 | 0.26% | 1204 5000 5629 0330 |
| 23. | **Sohel Ahmed** | BTA Tower (10th Floor), 29 Kemal Ataturk Avenue, Banani, Dhaka - 1213. | Shareholder | 20,000 | 0.05% | 1202 0900 5203 0415 |
| 24. | **Md. Sanowar Hossain** | Flat # A7, House # 148, Road # 5, Block - B, Bashundhara R/A, Dhaka - 1229 | Shareholder | 16,000 | 0.04% | 1202 2800 1758 8561 |
| 25. | **Md. Nurul Afsar & Sharmin Jahan** | House # 53, Road # 07, Kunjachaya R/A, Baizid Bostami, Chittagong | Shareholder | 6,000 | 0.02% | 1202 9900 0428 8366 |
| 26. | **Md. Monirul Islam Sarker** | Bank Asia Ltd. CEPZ Branch, Chittagong | Shareholder | 5,000 | 0.01% | 1204 1800 2250 9770 |
| 27. | **Md. Ahosan Habib** | FR Tower (17th Floor), 32 Kemal Ataturk Avenue, Banani, Dhaka - 1213. | Shareholder | 2,500 | 0.01% | 1203 2600 2052 8036 |
| 28. | **ATM Rakibul Hoque** | House # 472, Road # 31, Mohakhali DOHS, Dhaka - 1206. | Shareholder | 100,000 | 0.26% | 1203 0400 4528 5095 |
| 29. | **Kazi Rafiqul Islam** | House # 472, Road # 31, Mohakhali DOHS, Dhaka - 1206. | Shareholder | 100,000 | 0.26% | 1203 0400 2161 8810 |
| 30. | **Parvez Ahmed** | Sharapat Ullah House, Arakan Road, Moulovi Pukur Par, Chandgaon, CTG | Shareholder | 5,000 | 0.01% | 1202 5500 5190 5848 |
| 31. | **Abdul Quadir Chowdhury** | House # 78, Road # 7, Block - H, Apt - 6A, Banani, Dhaka - 1213. | Shareholder | 100,000 | 0.26% | 1203 4100 3352 4141 |
| 32. | **Pradip Kumar Das** | 20, Larmini Street, Wari, Dkaka. | Shareholder | 400,000 | 1.05% | 1601 8800 0810 1551 |
| 33. | **Bishwajit Das** | House # 28, F/N # 3E, Road # 9/A, Dhanmondi R/A, Dhaka. | Shareholder | 400,000 | 1.05% | 1601 8800 0815 5471 |
| 34. | **Major General Md. Shamsul Haque** | House -50, Road- 01, Sec-09, Uttara Dhaka | Shareholder | 25,500 | 0.07% | 1605 2800 4694 2180 |
| 35. | **Masudur Rahman** | Department of Marketing, University of Dhaka | Shareholder | 20,000 | 0.05% | 1201 8300 4671 0744 |
| **Total** | | | | **38,000,000** | **100.00%** | |

**(b) Name and address, age, experience, BO ID Number, TIN number, numbers of shares held including percentage, position held in other companies of all the directors before the public issue:**

| Name, Address, Age, Experience | BO ID Number | TIN NO. | Numbers of Shares Held Including Percentage | Position Held in Other Companies | |
|---|---|---|---|---|---|
| **Name**: Mr. Syed Faruque Ahmed<br>**Address:** House # 1/A, Road No # 84,Gulshan-2 ,Dhaka<br>**Age**: 51 Years<br>**Experience:** 31 Years | 1204 5000 2590 8276 | 8580 6333 3079 | **Numbers of Shares Held:** 100,000<br>**Percentage:** 0.26% | aamra Resources Ltd | Chairman |
| | | | | aamra Technologies Ltd | Managing Director |
| | | | | aamra Infotainment Ltd | Chairman |
| | | | | aamra Fashions(cepz) Ltd | Chairman |
| | | | | aamra Solutions Ltd | Chairman |
| | | | | aamra Fitness Ltd | Chairman |
| | | | | aamra Embroideries Ltd | Chairman |
| | | | | aamra Outsourcing Ltd | Chairman |
| | | | | aamra Holdings Ltd | Chairman |
| | | | | aamra Support Services Ltd | Chairman |
| | | | | aamra Boloro Bangladesh Ltd | Chairman |
| | | | | ACE IT Networks Ltd | Chairman |
| | | | | aamra Management Solutions | Chairman |
| **Name:** Mr. Syed Farhad Ahmed<br>**Address:** House # 1/A, Road No # 84,Gulshan-2 ,Dhaka<br>**Age:** 47 Years<br>**Experience:** 31 Years | 1204 5000 1492 1565 | 8853 9442 6799 | **Numbers of Shares Held:** 100,000<br>**Percentage:** 0.26% | aamra Resources Ltd | Managing Director |
| | | | | aamra Technologies Ltd | Chairman |
| | | | | aamra Infotainment Ltd | Managing Director |
| | | | | aamra Fashions(cepz) Ltd | Managing Director |
| | | | | aamra Solutions Ltd | Managing Director |
| | | | | aamra Fitness Ltd | Managing Director |
| | | | | aamra Embroideries Ltd | Managing Director |
| | | | | aamra Outsourcing Ltd | Managing Director |
| | | | | aamra Holdings Ltd | Managing Director |
| | | | | aamra Support Services Ltd | Managing Director |
| | | | | aamra Boloro Bangladesh Ltd | Managing Director |
| | | | | ACE IT Networks Ltd | Managing Director |
| | | | | aamra Management Solutions | Managing Partner |
| **Name:** Ms. Syeda Munia Ahmed<br>**Address:** House # 1/A, Road No # 84,Gulshan-2 ,Dhaka<br>**Age:** 44 Years<br>**Experience:** 6 Years | 1204 5000 4294 0001 | 6702 5469 6678 | **Numbers of Shares Held:** 100,000<br>**Percentage:** 0.26% | aamra Technologies Ltd | Vice Chairman |
| | | | | Alvaritech Bangladesh Ltd | Chairman |
| **Name:** Ms. Fahmida Ahmed<br>**Address:** House # 1/A, Road No # 84,Gulshan-2 ,Dhaka<br>**Age:** 42 Years<br>**Experience:** 6 Years | 1204 5000 4294 0018 | 7426 1896 2017 | **Numbers of Shares Held:** 100,000<br>**Percentage:** 0.26% | aamra Technologies Ltd | Director |
| | | | | Alvaritech Bangladesh Ltd | Managing Director |
| **Name:** Mr. Mahbub Mustafizur Rahman<br>**Address:** E-9, Sky View Garden, 77/1, Shantinagar, Dhaka-1217<br>**Age:** 63 Years<br>**Experience:** 35 Years | 1203 4400 1218 9455 | 5135 3964 2632 | - | - | - |

**Note:** The Issuer has taken the permission from Ministry of Commerce regarding appointment of Managing Director in more than one Company as per Section 109 of The Companies Act, 1994.

**(c) The average cost of acquisition of equity shares by the directors certified by the auditors:**

**THE AVERAGE COST OF ACQUISITION OF EQUITY SHARES BY THE DIRECTORS**

This is to certify that all the shares of **aamra networks limited** have been allotted in face value & in cash/bonus and the average cost of acquisition of equity by the directors is Tk. 10.00 each. Necessary particulars of share holdings, allotment date and consideration are given below:

| Date of Allotment | Nature of Transaction | No. of Share Hold | | | | | | Consideration | Face value of Share (Tk.) |
|---|---|---|---|---|---|---|---|---|---|
| | | aamra holdings ltd. Represented by Mr. Syed Faruque Ahmed & Ms. Syeda Munia Ahmed | aamra resources ltd. Represented by Mr. Syed Farhad Ahmed & Ms. Fahmida Ahmed | Mr. Syed Faruque Ahmed (Nominated Director of aamra holdings limited) | Mr. Syed Farhad Ahmed (Nominated Director of aamra resources limited) | Ms. Syeda Munia Ahmed (Nominated Director of aamra holdings limited) | Ms. Fahmida Ahmed (Nominated Director of aamra resources limited) | | |
| January 10, 2001 | By Subscription to the MoA | - | 1,350,000 | - | - | - | - | Cash | 10 |
| April 23, 2001 | By Transfer | - | 1,350,000 | - | - | - | - | Cash | 10 |
| October 16, 2008 | By Transfer | - | (751,220) | - | - | - | - | Cash | 10 |
| December 17, 2008 | By Transfer | - | (741,950) | - | - | - | - | Cash | 10 |
| April 21, 2009 | By Transfer | - | (138,500) | - | - | - | - | Cash | 10 |
| August 31, 2009 | By Transfer | - | (129,140) | - | - | - | - | Cash | 10 |
| October 17, 2009 | By Transfer | 2,700,000 | - | - | - | - | - | Cash | 10 |
| June 05, 2013 | By Allotment (Bonus) | 10,300,000 | 3,582,840 | - | - | - | - | Other than cash | 10 |
| May 12, 2013 | By Transfer | (400,000) | - | 100,000 | 100,000 | 100,000 | 100,000 | Cash | 10 |
| **Total:** | | **1,260,000** | **4,522,030** | **100,000** | **100,000** | **100,000** | **100,000** | **-** | **-** |

Place: Dhaka
Date: April 20, 2016

**K. M. Hasan & Co.**
Chartered Accountants

**(d) A detail description of capital built up in respect of shareholding (name-wise) of the issuer's sponsors/ directors. In this connection, a statement to be included:**

**amra resources ltd. Represented by Mr. Syed Farhad Ahmed & Ms. Fahmida Ahmed**

| Date of Allotment/Transfer of fully paid-up shares | Consideration | Nature of issue | No of Equity shares | Face value | Issue Price/ Acquisition Price/ Transfer Prices | Cumulative no. of Equity shares | % pre- issue paid up capital | % Post issue paid up capital | Sources of fund |
|---|---|---|---|---|---|---|---|---|---|
| 10/Jan/2001 (Incorporation) | Cash | Ordinary Shares | 1,350,000 | 10 | 10 | 1,350,000 | 11.90% | 8.53% | Own Sources |
| 23-Apr-01 | Cash | Ordinary Shares | 1,350,000 | 10 | 10 | 2,700,000 | | | |
| 17-Dec-08 | Cash | Ordinary Shares | (1,760,810) | 10 | 10 | 939,190 | | | |
| 5-Jun-13 | Other than Cash | Bonus Shares | 3,582,840 | 10 | 10 | 4,522,030 | | | |

**aamra holdings ltd. Represented by Mr. Syed Faruque Ahmed & Ms. Syeda Munia Ahmed**

| Date of Allotment/Transfer of fully paid-up shares | Consideration | Nature of issue | No of Equity shares | Face value | Issue Price/ Acquisition Price/ Transfer Prices | Cumulative no. of Equity shares | % pre- issue paid up capital | % Post issue paid up capital | Sources of fund |
|---|---|---|---|---|---|---|---|---|---|
| 17-Oct-09 | Cash | Ordinary Shares | 2,700,000 | 10 | 10 | 2,700,000 | 33.16% | 23.76% | Own Sources |
| 5-Jun-13 | Other than Cash | Bonus Shares | 10,300,000 | 10 | 10k | 13,000,000 | | | |
| 12-May-13 | Cash | Ordinary Shares | (400,000) | 10 | 10 | 12,600,000 | | | |

**Mr. Syed Faruque Ahmed (Nominated Director of aamra holdings limited)**

| Date of Allotment/Transfer of fully paid-up shares | Consideration | Nature of issue | No of Equity shares | Face value | Issue Price/ Acquisition Price/ Transfer Prices | Cumulative no. of Equity shares | % pre- issue paid up capital | % Post issue paid up capital | Sources of fund |
|---|---|---|---|---|---|---|---|---|---|
| 12-May-13 | Cash | Ordinary Shares | 100,000 | 10 | 10 | 100,000 | 0.26% | 0.19% | Own Sources |

**Mr. Syed Farhad Ahmed (Nominated Director of aamra resources limited)**

| Date of Allotment/Transfer of fully paid-up shares | Consideration | Nature of issue | No of Equity shares | Face value | Issue Price/ Acquisition Price/ Transfer Prices | Cumulative no. of Equity shares | % pre- issue paid up capital | % Post issue paid up capital | Sources of fund |
|---|---|---|---|---|---|---|---|---|---|
| 12-May-13 | Cash | Ordinary Shares | 100,000 | 10 | 10 | 100,000 | 0.26% | 0.19% | Own Sources |

**Ms. Syeda Munia Ahmed (Nominated Director of aamra holdings limited)**

| Date of Allotment/Transfer of fully paid-up shares | Consideration | Nature of issue | No of Equity shares | Face value | Issue Price/ Acquisition Price/ Transfer Prices | Cumulative no. of Equity shares | % pre- issue paid up capital | % Post issue paid up capital | Sources of fund |
|---|---|---|---|---|---|---|---|---|---|
| 12-May-13 | Cash | Ordinary Shares | 100,000 | 10 | 10 | 100,000 | 0.26% | 0.19% | Own Sources |

**Ms. Fahmida Ahmed (Nominated Director of aamra resources limited)**

| Date of Allotment/Transfer of fully paid-up shares | Consideration | Nature of issue | No of Equity shares | Face value | Issue Price/ Acquisition Price/ Transfer Prices | Cumulative no. of Equity shares | % pre- issue paid up capital | % Post issue paid up capital | Sources of fund |
|---|---|---|---|---|---|---|---|---|---|
| 12-May-13 | Cash | Ordinary Shares | 100,000 | 10 | 10 | 100,000 | 0.26% | 0.19% | Own Sources |

### (e) Detail of shares issued by the company at a price lower than the issue price:

aamra networks limited raised its paid-up capital from BDT 260,000,000 to BDT 380,000,000 in the year 2015. It issued 12,000,000 shares in total out of which 6,600,000 shares were issued at an issue price of BDT 25/- to individuals and institutional investors. Rest 5,400,000 shares were issued at an issue price of BDT 22/-to Investment Corporation of Bangladesh. Allotment date was January 20, 2015. Details of the Issue are given below:

| SL. No. | Name of the Shareholders | No. of Share | Issue Price (BDT) | Relation with the Issuer | Reasons for Issue |
|---|---|---|---|---|---|
| 1. | Abaci Investments Limited (MDA) | 100,000 | 25/- | Shareholder | Capital Raising |
| 2. | National Finance Ltd. | 1,000,000 | | | |
| 3. | MTB Securities Ltd. | 400,000 | | | |
| 4. | Food Chain Asia Ltd. | 2,000,000 | | | |
| 5. | Mahmudul Huq | 800,000 | | | |
| 6. | Intekhab Mahmud | 200,000 | | | |
| 7. | Md. Ehsanul Habib | 200,000 | | | |
| 8. | Mahtab Uddin Ahmed | 120,000 | | | |
| 9. | Arifur Rahman | 100,000 | | | |
| 10. | Showkat Ali Sarkar | 20,000 | | | |
| 11. | Touhidul Alam Zenith | 200,000 | | | |
| 12. | Enayet Uddin Md. Kaiser Khan | 100,000 | | | |
| 13. | Md. Shahniaz Jewel | 60,000 | | | |
| 14. | Mustafa Kamal Shaheen | 100,000 | | | |
| 15. | Sohel Ahmed | 20,000 | | | |
| 16. | Md. Sanowar Hossain | 16,000 | | | |
| 17. | Md. Nurul Afsar & Sharmin Jahan | 6,000 | | | |
| 18. | Md. Monirul Islam Sarker | 5,000 | | | |
| 19. | Md. Ahosan Habib | 2,500 | | | |
| 20. | ATM Rakibul Hoque | 100,000 | | | |
| 21. | Kazi Rafiqul Islam | 100,000 | | | |
| 22. | Parvez Ahmed | 5,000 | | | |
| 23. | Abdul Quadir Chowdhury | 100,000 | | | |
| 24. | Pradip Kumar Das | 400,000 | | | |
| 25. | Bishwajit Das | 400,000 | | | |
| 26. | Major General Md. Shamsul Haque | 25,500 | | | |
| 27. | Masudur Rahman | 20,000 | | | |
| 28. | Investment Corporation of Bangladesh | 5,400,000 | 22/- | | |
| **Total** | | **20,477,970** | **-** | | |

## (f) History of significant (5% or more) changes in ownership of securities from inception:

| Date of Allotment /Transfer | Texas Electronics Ltd (currently aamra technologies ltd. | Texas Resources Ltd. ( currently aamra resources limited) | Khondoker Moniruddin | Sino Lanka(Pvt ) Ltd. | Interactive Digital Group Limited | Augere Holdings (Netherlands) B.V | Syed Faruque Ahmed | Syed Farhad Ahmed | aamra holdings Ltd. | Syeda Munia Ahmed | Fahmida Ahmed | Investment Corporation of Bangladesh | Food Chain Asia |
|---|---|---|---|---|---|---|---|---|---|---|---|---|---|
| 10/Jan/2001 (Incorporation) | 1,350,000 | 1,350,000 | 900,000 | 900,000 | 900,000 | - | - | - | - | - | - | - | - |
| 23/Apr/2001 | 450,000 | - | (450,000) | - | - | - | - | - | - | - | - | - | - |
| 23/Apr/2001 | - | 450,000 | (450,000) | - | - | - | - | - | - | - | - | - | - |
| 23/Apr/2001 | 900,000 | - | - | (900,000) | - | - | - | - | - | - | - | - | - |
| 23/Apr/2001 | - | 900,000 | - | - | (900,000) | - | - | - | - | - | - | - | - |
| 16/Oct/2008 | - | (450,000) | - | - | - | 450,000 | - | - | - | - | - | - | - |
| 16/Oct/2008 | - | (301,220) | - | - | - | 301,220 | - | - | - | - | - | - | - |
| 17/Dec/2008 | - | (450,000) | - | - | - | 450,000 | - | - | - | - | - | - | - |
| 17/Dec/2008 | | (148,780) | - | - | - | 148,780 | - | - | - | - | - | - | - |
| 17/Dec/2008 | | (143,170) | - | - | - | 143,170 | - | - | - | - | - | - | - |
| 21/Apr/2009 | | (138,500) | - | - | - | 138,500 | - | - | - | - | - | - | - |
| 31/Aug/2009 | | (129,140) | - | - | - | 129,140 | - | - | - | - | - | - | - |
| 17/Sep/2009 | (450,000) | - | - | - | - | - | 450,000 | - | - | - | - | - | - |
| 17/Sep/2009 | (450,000) | - | - | - | - | - | 450,000 | - | - | - | - | - | - |
| 17/Sep/2009 | (450,000) | - | - | - | - | - | 450,000 | - | - | - | - | - | - |
| 17/Sep/2009 | (450,000) | - | - | - | - | - | | 450,000 | | - | - | - | - |
| 17/Sep/2009 | (450,000) | - | - | - | - | - | | 450,000 | - | - | - | - | - |
| 17/Sep/2009 | (450,000) | - | - | - | - | - | | 450,000 | - | - | - | - | - |

| Date of Allotment /Transfer | Texas Electronics Ltd (currently aamra technologies ltd. | Texas Resources Ltd. ( currently aamra resources limited) | Khondoker Moniruddin | Sino Lanka(Pvt ) Ltd. | Interactive Digital Group Limited | Augere Holdings (Netherlands) B.V | Syed Faruque Ahmed | Syed Farhad Ahmed | aamra holdings Ltd. | Syeda Munia Ahmed | Fahmida Ahmed | Investment Corporation of Bangladesh | Food Chain Asia |
|---|---|---|---|---|---|---|---|---|---|---|---|---|---|
| 17/Oct/2009 | - | - | - | - | - | - | (450,000) | - | 450,000 | - | - | - | - |
| 17/Oct/2009 | - | - | - | - | - | - | (450,000) | - | 450,000 | - | - | - | - |
| 17/Oct/2009 | - | - | - | - | - | - | (450,000) | - | 450,000 | - | - | - | - |
| 17/Oct/2009 | - | - | - | - | - | - | - | (450,000) | 450,000 | - | - | - | - |
| 17/Oct/2009 | - | - | - | - | - | - | - | (450,000) | 450,000 | - | - | - | - |
| 17/Oct/2009 | - | - | - | - | - | - | - | (450,000) | 450,000 | - | - | - | - |
| 12/May/2013 | - | - | - | - | - | - | 100,000 | | (100,000) | - | - | - | - |
| 12/May/2013 | - | - | - | - | - | - | - | 100,000 | (100,000) | - | - | - | - |
| 12/May/2013 | - | - | - | - | - | - | - | - | (100,000) | 100,000 | - | - | - |
| 12/May/2013 | - | - | - | - | - | - | - | - | (100,000) | - | 100,000 | - | - |
| 20/Jan/2015 | - | - | - | - | - | - | - | - | - | - | - | 5,400000 | - |
| 20/Jan/2015 | - | - | - | - | - | - | - | - | - | - | - | - | 2,000,000 |

**(a) A disclosure to the effect that the issuer has complied with the requirements of Corporate Governance Guidelines of the Commission:**

**MANAGEMENT DISCLOSURE REGARDING COMPLIANCE WITH THE REQUIREMENTS OF CORPORATE GOVERNANCE GUIDELINES OF BANGLADESH SECURITIES AND EXCHANGE COMMISSION**

The Company declare that it is in compliance with the requirements of the applicable regulations of Corporate Governance Guidelines of Bangladesh Securities and Exchange Commission in respect of corporate governance including constitution of the Board and committees thereof.

Sd/-
**Syed Farhad Ahmed**
Managing Director & CEO
aamra networks limited

**(b) A compliance report of Corporate Governance requirements certified by competent authority:**

**Certificate on compliance of conditions of**
**Corporate Governance Guidelines of**
**Bangladesh Securities & Exchange Commission**
**to the Shareholders of aamra networks limited**

We have examined the compliance of conditions of Corporate Governance Guidelines by aamra networks limited, for the year ended 31 December 2015, as set by Bangladesh Securities and Exchange Commission (BSEC) by the notification # SEC/CMRRCD/2006-158/134/Admin/44 dated 7 August 2012 and subsequently amended through their notification # SEC/CMRRCD/2006-158/147/Admin/48 dated 21 July 2013 issued under section 2CC of the Securities and Exchange Ordinance, 1969. Our original certificate to the effect was issued dated March 24, 2016. We are hereby issuing Revised Corporate Governance Certificate in reference to letter dated September 04, 2016 from Bangladesh Securities & Exchange Commission with reference no. BSEC/CI/IPO-248/2015/500 and our related verification subsequently.

The compliance of conditions of Corporate Governance Guidelines is the responsibility of the management. Our examination was limited to the procedures and implementation thereof, adopted by the company for ensuring the compliance of the conditions of Corporate Governance Guidelines. It is neither an audit nor an expression of opinion on the financial statements of the company.

In our opinion and to the best of our information and according to the explanations given to us, we certify that the company has complied with the conditions of Corporate Governance Guidelines as stipulated in the above-mentioned Notifications.

We further state that such compliance is neither an assurance as to the future viability of the company nor the efficiency or effectiveness with which the management has conducted the affairs of the company.

Sd/-
Dhaka, September 22, 2016 **Masih Muhith Haque & Co.**
**Chartered Accountants**

**aamra networks limited**

**COMPLIANCE REPORT ON CORPORATE GOVERNANCE**

Status of compliance with the conditions of Corporate Governance Guidelines as set by Bangladesh Securities & Exchange Commission (BSEC) by the notification # SEC/CMRRCD/2006-158/134/Admin/44 dated 07 August 2012 and subsequently amended through their notification # SEC/ CMRRCD/2006-158/147/Admin/48 dated 21 July 2013 issued under section 2CC of the Securities and Exchange Ordinance, 1969:

**(Report under Condition No. 7.00)**

| Condition No. | Title | Compliance Status (Put √ in the appropriate column) | | Remarks (if any) |
|---|---|---|---|---|
| | | Complied | Not Complied | |
| **1.00** | **BOARD OF DIRECTORS** | | | |
| **1.1** | **Board's Size** | √ | | The Board of Director comprises of five members. |
| **1.2** | **Independent Directors** | | | |
| 1.2 (i) | At least one fifth (1/5) of the total number of directors in the company's board shall be independent directors. | √ | | |
| 1.2 (ii) (a) | The independent director does not hold any share in the company' or holds less than one percent (1%) shares of the total paid-up shares of the company; | √ | | |
| 1.2 (ii) b) | The independent director is not a sponsor of the company and is not connected with the company's any sponsor or director or shareholder who holds one percent (1%) or more shares of the total paid-up shares of the company on the basis of family relationship. His/her family members also should not hold above mentioned shares in the company :<br>Provided that spouse, son, daughter, father, mother, brother, sister, son-in-law and daughter-in-law shall be considered as family members. | √ | | |
| 1.2 (ii) c) | The independent director does not have any other relationship, whether pecuniary or otherwise, with the company or its subsidiary/ associated companies; | √ | | |
| 1.2 (ii) d) | The independent director is not a member, director. or officer of any stock exchange; | √ | | |
| 1.2 (ii) e) | The independent director is not a shareholder, director or officer of any member of stock exchange or an intermediary of the capital market; | √ | | |
| 1.2 (ii) f) | The independent director is not a partner or an executive or was not a Partner or an executive during the preceding 3 (three) years of the concerned company's statutory audit firm; | √ | | |
| 1.2 (ii) g) | The independent director shall not be an independent director in more than 3 (three) listed companies; | √ | | |
| 1.2 (ii) h) | The independent director has not been convicted by a court of competent jurisdiction as a defaulter in payment of | √ | | |

| | | | | |
|---|---|---|---|---|
| | any loan to a bank or a Non-Bank Financial Institution (NBFI); | | | |
| 1.2 (ii) i) | The independent director has not been convicted for a criminal offence involving moral turpitude. | √ | | |
| 1.2 (iii) | The independent director(s) shall be appointed by the board of directors and approved by the shareholders in the Annual General Meeting (AGM). | √ | | Appointed by the Board of Directors. Will be placed to next AGM for approval. |
| 1.2 (iv) | The post of independent director(s) may not remain vacant for more than 90(ninety) days. | √ | | Independent Director appointed on February 07, 2016. |
| 1.2 (v) | The Board shall lay down, a code of conduct of all Board members and annual compliance of the code to be recorded. | √ | | |
| 1.2 (vi) | The tenure of office of an independent director shall be for a period of 3(three) years, which may be extended for 1(one) term only. | √ | | Independent Director appointed on February 07, 2016. |
| **1.3** | **Qualification of Independent Director (ID)** | | | |
| 1.3 (i) | Independent director shall be a knowledgeable individual with integrity who is able to ensure compliance with financial, regulatory and corporate laws and can make meaningful contribution to business. | √ | | |
| 1.3 (ii) | The person should be a Business Leader/ Corporate Leader/ Bureaucrat/University Teacher with Economics or Business Studies or Law background/Professionals like Chartered Accountants, Cost & Management Accountants, Chartered Secretaries. The independent director must have a least 12(twelve) years of corporate management /professional experiences. | √ | | |
| 1.3 (iii) | In special cases the above qualifications may be relaxed subject to prior approval of the Commission. | **N/A** | | |
| 1.4 | The positions of the Chairman of the board and chief executive officer are filled by different individuals. The Chairman of the company shall be elected from among Directors of the company. The Board of Directors shall clearly define respective roles and responsibilities of the Chairman and the Chief Executive Officer. | √ | | |
| **1.5** | **The Directors' Report to Shareholders** | | | |
| 1.5 (i) | Industry outlook and possible future developments in the industry | √ | | |
| 1.5 (ii) | Segment-wise or product-wise performance | √ | | |
| 1.5 (iii) | Risks and concerns | √ | | |
| 1.5 (iv) | A discussion on Cost of Goods sold, Gross Profit Margin and Net Profit Margin. | √ | | |
| 1.5 (v) | Discussion on continuity of any Extra-Ordinary gain or loss. | √ | | |
| 1.5 (vi) | Basis for related party transactions- a statement of all related party transactions. | √ | | |

| | | | | |
|---|---|---|---|---|
| 1.5 (vii) | Utilization of proceeds from public issues, rights issues and/or through any others instruments | | | N/A |
| 1.5 (viii) | An explanation if the financial results deteriorate after the company goes for Initial Public Offering (IPO), Repeat Public Offering (RPO), Rights Offer, Direct Listing, etc | √ | | N/A |
| 1.5 (ix) | If significant variance occurs between Quarterly Financial performance and Annual Financial Statements the management shall explain about the variance on their Annual Report. | √ | | |
| 1.5 (x) | Remuneration to directors including independent directors. | √ | | |
| 1.5 (xi) | The financial statements prepared by the management of the issuer company present fairly its state of affairs, the result of its operations, cash flows and changes in equity | √ | | |
| 1.5 (xii) | Proper books of account of the issuer company have been maintained. | √ | | |
| 1.5 (xiii) | Appropriate accounting policies have been consistently applied in preparation of the financial statements and that the accounting estimates are based on reasonable and prudent judgment | √ | | |
| 1.5 (xiv) | IAS/BAS/IFRS/BFRS, as applicable in Bangladesh, have been followed in preparation of the financial statements and any departure there-from has been adequately disclosed. | √ | | |
| 1.5 (xv) | The system of internal control is sound in design and has been effectively implemented and monitored | √ | | |
| 1.5 (xvi) | There are no significant doubts upon the issuer company's ability to continue as a going concern. If the issuer company is not considered to be a going concern, the fact along with reasons thereof should be disclosed. | √ | | |
| 1.5 (xvii) | Significant deviations from the last year's operating results of the issuer company shall be highlighted and the reasons thereof should be explained. | √ | | |
| 1.5 (xviii) | Key operating and financial data of at least preceding 5 (five) years shall be Summarized. | √ | | |
| 1.5 (xix) | If the issuer company has not declared dividend (cash or stock) for the year, the reasons thereof shall be given. | √ | | |
| 1.5 (xx) | The number of Board meetings held during the year and attendance by each director shall be disclosed. | √ | | |
| 1.5(xxi) | The pattern of shareholding shall be reported to disclose the aggregate number | √ | | |

| | | | | |
|---|---|---|---|---|
| | of shares (along with name wise details where stated below): | | | |
| 1.5(xxi) a) | Parent/Subsidiary/Associated Companies and other related parties (name wise details); | √ | | |
| 1.5(xxi) b) | Directors, Chief Executive Officer, Company Secretary, Chief Financial Officer, Head of Internal Audit and their spouses and minor children (name wise details); | √ | | |
| 1.5(xxi) c) | Executives; | √ | | |
| 1.5(xxi) d) | Shareholders holding ten percent (10%) or more voting interest in the company (name wise details). | √ | | |
| 1.5(xxii) | In case of appointment/ re-appointment of a director the company shall disclose the following information to the shareholders: | √ | | |
| 1.5(xxii) a) | A brief resume of the director; | √ | | |
| 1.5(xxii) b) | Nature of his/her expertise in specific functional areas; | √ | | |
| 1.5(xxii) c) | Names of companies in which the person also holds the directorship and the membership of committees of the board. | √ | | |
| **2.00** | **CHIEF FINANCIAL OFFICER (CFO), HEAD OF INTERNAL AUDIT AND COMPANY SECRETARY (CS)** | | | |
| 2.1 | Appointment of CFO, Head of Internal Audit and Company Secretary. | √ | | |
| 2.2 | Requirement of CFO and Company Secretary to attend Board Meeting | √ | | |
| **3.00** | **AUDIT COMMITTEE** | | | |
| 3.00 (i) | The company shall have an Audit Committee as a sub-committee of the Board of Directors. | √ | | |
| 3.00 (ii) | The Audit Committee shall assist the Board of Directors in ensuring that the financial statements reflect true and fair view of the state of affairs of the company and in ensuring a good monitoring system within the business | √ | | |
| 3.00 (iii) | The Audit Committee shall be responsible to the Board of Directors. The duties of the Audit Committee shall be clearly set forth in writing. | √ | | |
| **3.1** | **Constitution of the Audit Committee** | | | |
| 3.1 (i) | The Audit Committee shall be composed of at least 3 (three) members | √ | | |
| 3.1 (ii) | The Board of Directors shall appoint members of the Audit Committee who shall be directors of the company and shall include at least 1 (one) independent | √ | | |

| | | | | |
|---|---|---|---|---|
| | director. | | | |
| 3.1 (iii) | All members of the audit committee should be "financially literate" and at least 1(one) member shall have accounting or related financial management experience. | √ | | |
| 3.1 (iv) | When the term of service of the Committee members expires or there is any circumstance causing any Committee member to be unable to hold office until expiration of the term of service, thus making the number of the Committee members to be lower than the prescribed number of 3 (three) persons, the Board of Directors shall appoint the new Committee member(s) to fill up the vacancy(ies) immediately or not later than 1 (one) month from the date of vacancy(ies) in the Committee to ensure continuity of the performance of work of the Audit Committee. | √ | | |
| 3.1 (v) | The company secretary shall act as the secretary of the Committee | √ | | |
| 3.1 (vi) | The quorum of the Audit Committee meeting shall not constitute without at least 1(one) independent director | √ | | |
| **3.2 Selection of Chairman of the Audit Committee** | **Selection of Chairman of the Audit Committee** | | | |
| 3.2 (i) | The Board of Directors shall select 1 (one) member of the Audit Committee to be Chairman of the Audit Committee, who shall be an independent director. | √ | | |
| 3.2 (ii) | Chairman of the audit committee shall remain present in the Annual General Meeting (AGM). | √ | | |
| **3.3** | **Role of Audit Committee** | | | |
| 3.3 (i) | Oversee the financial reporting process | √ | | |
| 3.3 (ii) | Monitor choice of accounting policies and principles. | √ | | |
| 3.3 (iii) | Monitor Internal Control Risk management process. | √ | | |
| 3.3 (iv) | Oversee hiring and performance of external auditors | √ | | |
| 3.3 (v) | Review along with the management, the annual financial statements before Submission to the board for approval. | √ | | |
| 3.3 (vi) | Review along with the management, the quarterly and half yearly financial Statements before submission to the board for approval. | √ | | |

| | | | | |
|---|---|---|---|---|
| 3.3 (vii) | Review the adequacy of internal audit function. | √ | | |
| 3.3 (viii) | Review statement of significant related party transactions submitted by the Management | √ | | |
| 3.3 (ix) | Review Management Letters/ Letter of Internal Control weakness issued by Statutory auditors. | √ | | |
| 3.3 (x) | When money is raised through Initial Public Offering (IPO)/Repeat Public Offering (RPO)/Rights Issue the company shall disclose to the Audit Committee, on a quarterly basis and annual basis. | √ | | |
| **3.4** | **Reporting of the Audit Committee** | | | |
| 3.4.1 (i) | The Audit Committee shall report on its activities to the Board of Directors | √ | | |
| 3.4.1 (ii) | The Audit Committee shall immediately report to the Board of Directors on the following findings, if any: | √ | | |
| 3.4.1 (ii)(a) | Report on conflict of interest | √ | | |
| 3.4.1 (ii)(b) | Suspected or presumed fraud or irregularity or material defect in the internal control system; | √ | | |
| 3.4.1 (ii)(c) | Suspected infringement of laws | √ | | |
| 3.4.1 (ii)(d) | Any other matter | √ | | |
| 3.4.2 | Reporting material impact to the SEC by the Audit Committee | √ | | |
| 3.5 | Reporting to the shareholders and general investors | √ | | |
| **4.00** | **EXTERNAL / STATUTORY AUDITORS** | | | |
| 4.00 (i) | Appraisal or valuation services of fairness opinions | √ | | |
| 4.00 (ii) | Financial information systems design and implementation | √ | | |
| 4.00 (iii) | Book keeping or other services related to the accounting records | √ | | |
| 4.00 (iv) | Broker-Dealer services | √ | | |
| 4.00 (v) | Actuarial Services | √ | | |
| 4.00 (vi) | Internal audit services | √ | | |
| 4.00 (vii) | Any other services that the audit committee determines | √ | | |
| 4.00 (viii) | No Partner or employees of the external audit firms shall possess any share of the company they audit at least during the tenure of their audit assignment of that company. | √ | | |
| 4.00 (ix) | Audit/ Certification services on compliance of corporate governance as required under clause (i) of condition No. | √ | | |

| | | | | |
|---|---|---|---|---|
| | 7. | | | |
| 5. | **SUBSIDIARY COMPANY:** | | | |
| 5.00(i) | Provisions relating to the composition of the Board of Directors of the holding company shall be made applicable to the composition of the Board of Directors of the subsidiary company. | N/A | | The company does not have any subsidiary company. |
| 5.00 (ii) | At least 1 (One) independent director on the Board of Directors of the holding company shall be director on the Board of Directors of the subsidiary company. | N/A | | The company does not have any subsidiary company. |
| 5.00 (iii) | The minutes of the Board meeting of the subsidiary company shall be placed for review at the following Board meeting of the holding company. | N/A | | The company does not have any subsidiary company. |
| 5.00 (iv) | The minutes of the respective Board meeting of the holding company shall state that they have reviewed the affairs of the subsidiary company also. | N/A | | The company does not have any subsidiary company. |
| 5.00 (v) | The Audit Committee of the holding company shall also review the financial statements, in particular the investments made by the subsidiary company. | N/A | | The company does not have any subsidiary company. |
| **6.** | **DUTIES OF CHIEF EXECUTIVE OFFICER (CEO) AND CHIEF FINANCIAL OFFICER (CFO):** | | | |
| 6.00 (i) a) | Certify that no materially untrue statement that might be misleading | √ | | |
| 6.00 (ii) b) | Certify that these statements together present a true and fair view of the company's affairs and are in compliance with existing accounting standards and applicable laws. | √ | | |
| 6.00 (iii) | Certify that no transaction entered into by the company during the year which are fraudulent, illegal or violation of the company's code of conduct. | √ | | |
| **7.** | **REPORTING AND COMPLIANCE OF CORPORATE GOVERNANCE:** | | | |
| 7.00 (i) | Obtain Certificate relating to Complied Corporate Governance Guidelines from practicing professional Accountant | √ | | |
| 7.00 (ii) | The directors of the company shall state, in accordance with the Annexure attached, in the director's report whether the company has complied with these conditions. | √ | √ | |

**(c) Details relating to the issuer's audit committee and remuneration committee, including the names of committee members and a summary of the terms of reference under which the committees operate:**

**Audit Committee:**

In accordance with the Corporate Governance Guidelines adopted by Bangladesh Securities and Exchange Commission (BSEC), the Board appointed Audit Committee comprises of the following Non-Executive and Independent Directors of the Company:

1. Mr. Mahbub Mustafizur Rahman, Independent Director (Chairman of the Audit Committee)
2. Mr. Syed Faruque Ahmed, Chairman & Nominated Director of aamra Holdings Ltd. (Member of the Audit Committee)
3. Ms. Fahmida Ahmed, Nominated Director of aamra resources limited (Member of the Audit Committee)
4. Mr. AKM Quamruzzaman, Company Secretary

**Terms of Reference of Audit Committee:**

The main objective of the Audit Committee is to assist the Board of Directors to effectively carry on its responsibilities relating to financial and other relevant affairs of the Company. The Committee is empowered to monitor, review and examine the followings:

- Oversee the financial reporting process;
- Monitor implementation/ following the accounting policies and principles;
- Monitor Internal Control Risk Management Process;
- Oversee hiring and performance of external auditors;
- Review along with the management, the Annual Financial Statements before submission to the Board for approval;
- Review along with the management, the Quarterly and Half Yearly Financial Statements before submission to the Board for approval;
- Review the adequacy of Internal Audit team performance in terms of internal audit report;
- Review statement of significant related party transactions submitted by the management;
- Review Management Letters/ Letter of Internal Control weakness issued by statutory auditors;
- When money is raised through Initial Public Offering (IPO)/Repeat Public Offering (RPO)/Rights Issue, the company shall disclose to the Audit Committee about the uses/applications of funds by major category (capital expenditure, sales and marketing expenses, working capital, etc.), on a quarterly basis, as a part of their quarterly declaration of financial results. Further, on an annual basis, the company shall prepare a statement of funds utilized for the purposes other than those stated in the offer document/prospectus.

**Remuneration Committee:**

The Board appointed Remuneration Committee comprises of the following members:

1. Mr. Syed Faruque Ahmed, Chairman & Nominee Director of aamra Holdings Ltd. (Chairman of the Remuneration Committee);
2. Ms. Syed Farhad Ahmed, Nominated Director of aamra holdings limited (Member of the Remuneration Committee);
3. Mr. Sharful Alam, Chief Operating Officer (Member of the Remuneration Committee);
4. Mr. Md. Anamul Haque, Chief Financial Officer (Member of the Remuneration Committee);
5. Mr. AKM Quamruzzaman, Company Secretary

**Terms of Reference of Remuneration Committee:**

The Remuneration Committee has been established to assist the Board in developing and administering a fair and transparent procedure for setting policy on the remuneration of directors and senior management of the Company and for determining their remuneration packages and to review and oversee the Company's overall human resources strategy. The Committee is empowered to perform, monitor, review and examine the followings:

- Determine the remuneration of the Company's Chief Executive Officer, the Chairman, the Executive Directors and the Company Secretary;
- Review the ongoing appropriateness and relevance of the remuneration policy;
- Approve the design of, and determine targets for any performance related schemes and annual payments made under such schemes;
- Review the design of all new long-term schemes and significant changes to such schemes for approval, in each case, by the Board and shareholders.
- Determine the total individual remuneration package of each Executive Director, the Company Secretary and the Chairman including bonuses, incentive payments and any compensation payments;
- Monitor the level and structure of remuneration for senior management;
- Oversee any major changes in employee benefits structures throughout the Company or the Group;
- Review the policy for authorizing claims for expenses from the Chief Executive Officer and the Chairman;
- Ensure that all provisions regarding disclosure of remuneration;
- Review of the Remuneration Committee's performance;
- Review of and proposed amendment to the terms of reference;
- Approval of the Directors' remuneration report
- Be responsible for establishing the selection criteria, selecting, appointing and setting the terms of reference for any remuneration consultants who advise the Remuneration Committee; and
- Obtain reliable, up-to-date information about remuneration in other companies, with a view to judging where to position the Company relative to other companies. The Remuneration Committee shall have full authority to commission any reports or surveys which it deems necessary to help it fulfil its obligations.

## VALUATION REPORT OF SECURITIES PREPARED BY THE ISSUE MANAGER SECTION: XV

**Valuation of Securities of aamra networks limited**

The valuation report of securities shall be prepared on the basis of the financial and all other information pertinent to the issue. The fair value is determined under different valuation methods referred in Clause No. Annexure-E(B)(14) and Rule No. 4(2)(a)(i) of Bangladesh Securities and Exchange Commission (Public Issue) Rules, 2015. The following table illustrates the calculation of fair value of ANL under different methods:

| Sl. No. | Valuation Methods | Fair Value (BDT) |
|---|---|---|
| **Method-1** | Net Asset value (NAV) per share at Historical Cost | 21.98 |
| **Method-2(A)** | Earning-based value per share (Considering Avg. Sector P/E) | 76.73 |
| **Method-2(B)** | Earning-based value per share (Considering Avg. Market P/E) | 36.75 |
| **Method-3** | Average Market Price of Similar Stocks Based Valuation | 24.02 |
| **Method-4** | P/BV multiple of Similar Stocks Based Valuation | 33.97 |
| **Method-5** | P/E multiple of Similar Stocks Based Valuation | 42.33 |
| **Method-6** | EV/EBITDA Multiple based Valuation | 56.20 |
| **Method-7** | Valuation based on Discounted Cash Flow | 35.15 |

**Qualitative Factors:**

- aamra networks limited (ANL) is a corporate internet service and IT solution provider with more than 1,500 clients. It has more than 15 years' experience in corporate ISP segment.
- ANL has major competitive advantage since most of the large corporate houses in Bangladesh are connected to ANL data centers through its network backbone and are therefore capable of activating any IT enabled service without the hassle of investing multiple times on infrastructure. Any hosted/managed services can be commissioned very effectively and efficiently.
- Business activities are transforming in Bangladesh and increasingly becoming dependent on internet for communication, growth, recruiting, monitoring and marketing. Cloud computing is also becoming very popular for which high speed internet is a must and ANL serves only corporate clients.
- Video Conferencing Solution of ANL is capable of saving 50% of communication expenses borne by the clients.
- ANL is a complete solution provider of Video Surveillance System with more than 10 years of experience.
- The company is run by very qualified and experienced management.
- The company enjoys tax exemption on its Information Technology Enabled Services (ITES) as per Income Tax Ordinance, 1984, clause 52 related with Income Tax Rules, 1984 Clause 16.

## Quantitative Factors:

### METHOD 1: VALUATION WITH REFERENCE TO NET ASSET VALUE (NAV) AT HISTORICAL COST

NAV per share is based on the information of the latest audited financial statements as on December 31, 2015. NAV per share at current costs is **BDT 21.98** that has been derived by dividing the net assets at the end of the period by the number of outstanding shares as shown in the table below:

***(As per audited accounts)***

| Particulars | Amount in BDT |
|---|---|
| **Share capital** | 380,000,000 |
| **Share premium** | 159,131,807 |
| **Retained earnings** | 296,024,605 |
| Total Shareholders' Equity (A) | **835,156,412** |
| **Number of Shares Outstanding as on December 31, 2015 (B)** | 38,000,000 |
| Net Asset value (NAV) per share (A/B) | **21.98** |

### METHOD 2(A): VALUATION WITH REFERENCE TO EARNING-BASED-VALUE PER SHARE (CONSIDERING AVERAGE SECTOR P/E)

Earning-based-value per share based on historical information sourced from audited financial statements and statistics from Dhaka Stock Exchange Limited (DSE). The value was calculated by considering weighted net profit after tax for last 5 (five) years as per audited financial statements and sector earnings multiple. The weighted average Earnings per share (EPS) is **BDT 2.52** and the 12 months average DSE Sector P/E is **30.45**. Therefore, Earning-based-value per share has been derived as **BDT 76.73.**

***(As per audited accounts)***

| Accounting Year (Jan-Dec) | No. of Shares | Weight of No. of Shares | Net Profit After Tax (BDT) | Weighted Net Profit After Tax (BDT) |
|---|---|---|---|---|
| **2011** | 5,400,000 | 0.05 | 58,029,466 | 3,108,721 |
| **2012** | 5,400,000 | 0.05 | 74,939,481 | 4,014,615 |
| **2013** | 26,000,000 | 0.26 | 82,537,662 | 21,289,476 |
| **2014** | 26,000,000 | 0.26 | 84,885,386 | 21,895,040 |
| **2015** | 38,000,000 | 0.38 | 120,081,486 | 45,268,814 |

| | |
|---|---|
| **Weighted Average Net Profit After Tax during the period 2011 to 2015 [C]** | **95,576,667** |
| No. of shares outstanding as on December 31, 2015 [D] | 38,000,000 |
| **Weighted Average Earnings per Share (EPS) [E = C/D]** | **2.52** |
| 12 months average DSE Sector P/E[1] [F] | 30.45 |
| **Earning-based-value per share (BDT) [E × F]** | **76.73** |

**[1]Calculation of Relevant Sector P/E Multiple:**

Nature of business of aamra netwroks limited is similar to the business of companies listed in stock exchanges under IT Sector. So, we have consider the 12 months average sector P/E multiple to determine the earning-based-value per share.

| Month | Sector P/E |
|---|---|
| Jan-16 | 36.29 |
| Feb-16 | 28.95 |
| Mar-16 | 30.87 |
| Apr-16 | 29.19 |
| May-16 | 30.37 |
| Jun-16 | 29.74 |
| Jul-16 | 27.73 |
| Aug-16 | 28.51 |
| Sep-16 | 30.34 |
| Oct-16 | 32.90 |
| Nov-16 | 30.89 |
| Dec-16 | 29.58 |
| **Average** | **30.45** |

***Source: Dhaka Stock Exchange Limited***

**METHOD 2(B): VALUATION WITH REFERENCE TO EARNING-BASED-VALUE PER SHARE (CONSIDERING AVERAGE MARKET P/E)**

Earning-based-value per share based on historical information sourced from audited financial statements and statistics from Dhaka Stock Exchange Limited (DSE). The value was calculated by considering weighted net profit after tax for last 5 (five) years as per audited financial statements and market earnings multiple. The weighted average Earnings per share (EPS) is **BDT 2.52** and the 12 months average DSE Market P/E is **14.61**. Therefore, Earning-based-value per share has been derived as **BDT 37.85.**

| Accounting Year (Jan-Dec) | No. of Shares | Weight of No. of Shares | Net Profit After Tax (BDT) | Weighted Net Profit After Tax (BDT) |
|---|---|---|---|---|
| **2011** | 5,400,000 | 0.05 | 58,029,466 | 3,108,721 |
| **2012** | 5,400,000 | 0.05 | 74,939,481 | 4,014,615 |
| **2013** | 26,000,000 | 0.26 | 82,537,662 | 21,289,476 |
| **2014** | 26,000,000 | 0.26 | 84,885,386 | 21,895,040 |
| **2015** | 38,000,000 | 0.38 | 120,081,486 | 45,268,814 |

| | |
|---|---|
| **Weighted Average Net Profit After Tax during the period 2011 to 2015 [G]** | **95,576,667** |
| No. of shares outstanding as on December 31, 2015 [H] | 38,000,000 |
| **Weighted Average Earnings per Share (EPS) [I = G/H]** | **2.52** |
| 12 months average DSE Market P/E[2] [J] | 14.61 |
| **Earning-based-value per share (BDT) [I × J]** | **37.85** |

**[2]Calculation of Relevant Market P/E Multiple:**

| Month | Market P/E |
|---|---|
| Jan-16 | 15.22 |
| Feb-16 | 15.17 |
| Mar-16 | 14.26 |
| Apr-16 | 13.86 |
| May-16 | 14.33 |
| Jun-16 | 14.61 |
| Jul-16 | 14.70 |
| Aug-16 | 14.66 |
| Sep-16 | 15.12 |
| Oct-16 | 14.60 |
| Nov-16 | 14.52 |
| Dec-16 | 14.29 |
| **Average** | **14.61** |

***Source: Dhaka Stock Exchange Limited***

### METHOD 3: VALUATION WITH REFERENCE TO AVERAGE MARKET PRICE PER SHARE OF SIMILAR STOCKS

The nature of Business of ANL is similar to the business operation with the Companies listed under IT Sector in Stock Exchanges of Bangladesh. For similar stocks we have considered the comparable companies listed with Dhaka Stock Exchange Limited.

**1 year average Close Price of Similar Stocks:**

| Date | AAMRATECH[3] | AGNISYSL[4] | BDCOM[5] | DAFODILCOM[6] |
|---|---|---|---|---|
| 29-Feb-16 | 21.60 | 19.10 | 23.70 | 23.40 |
| 31-Mar-16 | 22.50 | 19.30 | 22.80 | 21.10 |
| 28-Apr-16 | 22.70 | 17.30 | 22.20 | 20.20 |
| 31-May-16 | 23.50 | 18.60 | 23.30 | 23.80 |
| 30-Jun-16 | 23.40 | 18.60 | 22.30 | 23.20 |
| 31-Jul-16 | 22.80 | 17.70 | 23.80 | 21.40 |
| 31-Aug-16 | 23.30 | 18.10 | 25.30 | 21.80 |
| 29-Sep-16 | 23.80 | 19.20 | 26.90 | 26.30 |
| 31-Oct-16 | 24.70 | 17.70 | 24.50 | 32.10 |
| 30-Nov-16 | 30.40 | 19.70 | 24.30 | 33.60 |
| 29-Dec-16 | 33.70 | 20.90 | 25.70 | 43.00 |
| 31-Jan-17 | 33.00 | 22.50 | 24.50 | 39.50 |
| **Average** | **25.45** | **19.06** | **24.11** | **27.45** |

| | |
|---|---|
| **Average Market Price Per Share of Similar Stocks** | **24.02** |

***Source: Dhaka Stock Exchange Limited***

***(Amount in BDT million)***

| S.L | Company Name | Turnover in million BDT | Paid-up Capital | EPS ( in BDT) |
|---|---|---|---|---|
| **1** | AAMRATECH | 1,114.78 | 553.69 | 1.48 |
| **2** | AGNISYSL | 336.38 | 658.11 | 1.08 |
| **3** | BDCOM | 444.68 | 443.07 | 1.62 |
| **4** | DAFODILCOM | 540.35 | 499.12 | 1.56 |
| **5** | INTECH [7] | 77.61 | 256.52 | 1.03 |
| **6** | ISNLTD [8] | 46.92 | 109.20 | (0.73) |

*[3]AAMRATECH - aamra technologies limited*
*[4]AGNISYSL - Agni Systems Limited*
*[5]BDCOM - BDCOM Online Limited*
*[6]DAFODILCOM - Daffodil Computers Limited*

[7] *INTECH- Intech Limited*
[8] *ISNLTD- Information Services Network Ltd.*

**Reference:**

1. The companies considered as peer of ANL are listed in the Stock Exchanges of Bangladesh, which are Dhaka Stock Exchange Limited and Chittagong Stock Exchange Limited.
2. We have considered the companies listed under IT Sector only to make the comparison more relevant.
3. Data used here is taken from Dhaka Stock Exchange Limited and last published annual Financial Statements, available on February 2017.

**Explanation of similarities:**

1. ANL having a turnover of BDT 662.95 million in the FY 2015, it is justifiable to consider the companies having more or close to the turnover of ANL. In our Analysis, companies having more than BDT 300.00 million as of February 2017 are considered as comparable annual turnovers.
2. Considering the Capital Base of ANL of BDT 380.00 million, companies with paid-up Capital of more than 350.00 million as of February 2017 are considered as comparable companies.
3. Extreme values have been excluded to avoid distortion.
4. Companies having annually published data have been considered only.

### METHOD 4: VALUATION WITH REFERENCE TO P/BV MULTIPLE OF SIMILAR STOCKS

The average month end close price of similar stocks from February 2016 to January 2017 and Net Asset Value as per last published annual Financial Statements, available on February 2017 have been considered. The Companies having more than 300 million turnovers have been considered.

| Sl. No. | Similar Stocks | Last one year average Closing Price (P) | Net Asset Value/Book Value per share (BV) | P/BV |
|---|---|---|---|---|
| 1. | aamra technologies limited | 25.45 | 22.10 | 1.15 |
| 2. | Agni Systems Ltd. | 19.06 | 15.20 | 1.25 |
| 3. | BDCOM Online Ltd. | 24.11 | 15.05 | 1.60 |
| 4. | Daffodil Computers Ltd. | 27.45 | 12.52 | 2.19 |

| | |
|---|---|
| **Average P/BV (k)** | **1.55** |
| NAV per share of aamra networks limited as on December 31, 2015 (l) | 21.98 |
| **Fair value based on P/BV multiple of similar stocks (BDT) [k × l]** | **33.97** |

***Source: Dhaka Stock Exchange Limited***

### METHOD 5: VALUATION WITH REFERENCE TO P/E MULTIPLE OF SIMILAR STOCKS

The average month end close prices of similar stocks for the time period, February 2016 to January 2017 and having positive Earnings per share as per last published annual Financial Statements, available on February 2017.

| Sl. No. | Similar Stocks | Last one year average Closing Price (P) | Earnings per share (E) | P/E |
|---|---|---|---|---|
| 1. | aamra technologies limited | 25.45 | 1.48 | 17.20 |
| 2. | Agni Systems Ltd. | 19.06 | 1.08 | 17.65 |
| 3. | BDCOM Online Ltd. | 24.11 | 1.62 | 14.88 |
| 4. | Daffodil Computers Ltd. | 25.45 | 1.56 | 17.60 |

| | |
|---|---|
| **Average P/E (m)** | **16.83** |
| 5 years weighted average earnings per share of aamra networks limited (n) | 2.52 |
| **Fair value based on P/BV multiple of similar stocks (BDT) [m × n]** | **42.33** |

***Source: Dhaka Stock Exchange Limited***

### METHOD 6: VALUATION WITH REFERENCE TO EV/EBITDA MULTIPLE

The year-end close prices of the similar stocks have been considered. Other relevant information in calculating EV/EBITDA multiple of the similar companies have been considered based as per last published annual Financial Statements, available on February 2017.

| Sl. No. | Similar Stocks | Enterprise Value (EV) | EBITDA | EV/EBITDA Multiple |
|---|---|---|---|---|
| 1. | aamra technologies limited | 1,751,966,454 | 162,801,360 | 10.76 |
| 2. | Agni Systems Ltd. | 1,231,360,805 | 122,632,839 | 10.04 |
| 3. | BDCOM Online Ltd. | 690,245,575 | 105,125,153 | 6.57 |
| 4. | Daffodil Computers Ltd. | 1,258,923,249 | 89,383,626 | 14.08 |

| | |
|---|---|
| **Average EV/EBITDA Multiple (o)** | **10.36** |
| EBITDA of aamra networks limited as on December 31, 2015 (p) | 206,076,002 |
| **Enterprise Value of aamra networks limited [q = o × p]** | 2,135,609,280 |
| **No. of shares outstanding as on December 31, 2015 [r]** | 38,000,000 |
| **Fair value based on EV/EBITDA Multiple (BDT) [q / r]** | **56.20** |

***Source: Dhaka Stock Exchange Limited***

**Calculation of EV and EBITDA:**

| S.L | Company Name | [a] Number of Shares Outstanding | [b] Year End Close Price | [c] Market Capitalization ([a]*[b]) | [d] BV of Loan | [e] Cash | Enterprise Value ([c]+[d]-[e]) |
|---|---|---|---|---|---|---|---|
| **1.** | AAMRATECH | 55,369,395 | 23.4 | 1,295,643,843 | 459,997,964 | 3,675,353 | 1,751,966,454 |
| **2.** | AGNISYSL | 62,676,768 | 18.6 | 1,165,787,885 | 120,007,280 | 54,434,360 | 1,231,360,805 |
| **3.** | BDCOM | 41,408,220 | 22.3 | 923,403,306 | 27,229,056 | 260,386,787 | 690,245,575 |
| **4.** | DAFODILCOM | 49,912,262 | 23.2 | 1,157,964,478 | 111,295,146 | 10,336,375 | 1,258,923,249 |

***Source: Dhaka Stock Exchange Limited***

[c]**Market Capitalization**= Year End Close price of FY 2016 *Number of outstanding securities.
[d]**Total Debt=** Total interest bearing Debt as per last published annual Financial Statement of FY 2016.
[e]**Cash=** Cash and cash equivalents as per last published annual Financial Statement of FY 2016.
**EBITDA (Earnings before Interest, Tax, Depreciation and Amortization) =** have been considered as per last published annual Financial Statements, of 2016

## METHOD 7: VALUATION WITH REFERENCE TO DISCOUNTED CASH FLOW METHOD

| Weighted Average Cost of Capital (WACC) Estimation | |
|---|---|
| **Equity/Capital (s)** | **95.62%** |
| **Debt/Capital (t)** | **4.38%** |
| | |
| **Cost of equity (Build Up Approach)**: | |
| 15 Year Government T-Bond Rate | 7.59% |
| Equity Risk Premium | 5.55% |
| **Cost of Equity (u)** | **13.14%** |
| | |
| **Calculation of Cost of Debt:** | |
| Cost of Debt | 11.00% |
| Effective Tax Rate | 10.89% |
| **After Tax Cost of Debt (v)** | **9.80%** |
| | |
| **Discount Factor [(s × u) + (t × v)]** | **13.00%** |

**Assumptions:**

1. 3% the terminal growth rate has been considered based on current consumption and future prospective internet users in Bangladesh.
2. The risk premium includes the risk arising of obsolescence, business risk, interest rate risk, market competition risk and risk of change in government regulations.

3. The current effective rates have been considered while considering cost of Debt and Tax Rate.
4. The current capital structure has been considered.

| Particulars | Amount in Taka |
|---|---|
| **Enterprise Value** | **1,35,21,52,479** |
| Interest Bearing Debt | 3,82,81,273 |
| Cash | 2,43,92,730 |
| **Equity Value** | **1,33,82,63,936** |
| No. of Shares Outstanding | 3,80,00,000 |
| **Value Per Share** | **35.15** |

***Note:*** ***Interest Bearing Debt, Cash and No. of Shares outstanding have been considered as per Financial Statements of December 31, 2015.***

**Conclusion:**

From the above justification, it can be seen that the fair value of aamra networks limited (ANL) under different valuation methods are determined considering the future growth perspective, risk aspects and the performance of similar comparable companies, listed with stock exchanges.

## DETERMINATION OF CUT-OFF PRICE

### The summary of electronic bidding process participated by the Eligible Investors (EIs):

| | |
|---|---|
| Face Value | BDT 10.00 |
| Total No. of Participants | 272 |
| Total No. of Confirmed Participants | 193 |
| **Cut-off Price** (applicable for EIs quota allotment) | **BDT 39.00** |
| **General Public Offering Price (10% discounted price from the cut-off price)** | **BDT 35.00** |

The cut-off price have been determined at Tk. 39/- through the electronic bidding process under Book Building System for Stock Exchanges in Bangladesh. Total 272 Eligible Investors (EIs) have successfully participated in the Bidding Process. Amongst them, 193 EIs have subscribed 60% of the public offer i.e. 9,014,423 ordinary shares of Tk. 10/- each at a price of Tk. 39/- each including a premium of Tk. 29/- per share as specified in **'List of EIs Allotment'** under the head of **'DESCRIPTION OF THE ISSUE'** of this Prospectus.

**Offer Price:**

As per the Bangladesh Securities and Exchange Commission (Public Issue) Rules, 2015, the cut-off price has been determined at **Tk. 39/-** including a premium of Tk. 29/- per share, as 60% of the public offer exhausted at price at Tk. 39/-. Therefore, the General Public, which include NRB and Others, shall buy securities of the Company at a 10% discounted price from the cut-off price i.e. Tk. 35/-.

## DEBT SECURITIES SECTION: XVI

aamra networks limited has neither issued any Debt Securities in the past, nor is planning to issue any Debt Securities within the next 6 (six) months.

## PARTIES INVOLVED AND THEIR RESPONSIBILITIES SECTION: XVII

| Major Parties Involved | | Responsibilities of the Parties |
|---|---|---|
| **Issue Manager** | LankaBangla Investments Limited | The ISSUE MANAGER(s) is responsible to comply with all the requirements as per Bangladesh Securities and Exchange Commission (Public Issue) Rules 2015 including preparation and disclosures made in the prospectus, Roadshow and other responsibilities as mentioned in the due diligence certificate. |
| **Underwriters to Issue** | LankaBangla Investments Limited<br>ICB Capital Management Limited<br>Sigma Capital Management Limited<br>NBL Capital & Equity Management Limited | The Underwriter(s) is responsible to underwrite the public offering on a firm- commitment basis as per requirement of Bangladesh Securities and Exchange Commission (Public Issue) Rules 2015. In case of under-subscription in any category by up to 35% in an initial public offer, the unsubscribed portion of securities shall be taken up by the underwriter(s). |
| **Auditors** | K. M. Hasan & Co. Chartered Accountants | Auditors' responsibility is to express an opinion on the consolidated financial statements based on the audit. Auditors conducted the audit in accordance with Bangladesh Standards on Auditing (BSA). Those standards required to comply with relevant ethical requirements and plan and perform the audit to obtain reasonable assurance whether the financial statements are free from material misstatement. An audit involves performing procedures to obtain audit evidence about the amounts and disclosures in the financial statements. The procedures selected depend on the auditor's judgment, including the assessment of the risks of material misstatement of the consolidated financial statements, whether due to fraud or error. In making those risk assessments, we consider internal control relevant to the entity's preparation and fair presentation of the financial statements in order to design audit procedures that are appropriate in the circumstances, but not for the purpose of expressing an opinion on the effectiveness of the entity's internal control. An audit also includes evaluating the appropriateness of accounting policies used and the reasonableness of accounting estimates made by management, as well as evaluating the overall presentation of the financial statements. |
| **Credit rating Company** | Alpha Credit Rating Limited | Credit rating Company is responsible for-<br>• Examination, preparation, finalization and issuance of credit rating report without compromising with the matters of their conflict of interest and<br>• Compliance with all the requirements, policy and procedures of the rules as prescribed by BSEC. |
| **Valuer** | N/A | |
| **Coast & Management Accounts** | N/A | |

## (a) Major agreements entered into by the issuer:

The following are material agreements have been entered into by the Company:

1. Underwriting Agreements between the Company and the Underwriters;
2. Issue Management Agreement between the Company and LankaBangla Investments Limited;
3. Registrar to the Issue Agreement between the Company and ICB Capital Management Limited;
4. Credit Rating Agreement with Alpha Credit Rating Limited

## (b) Material parts of the agreements:

| Contract | Material parts of the agreements | |
|---|---|---|
| Underwriting agreements with<br>1. LankaBangla Investments Limited,<br>2. ICB Capital Management Limited and<br>3. Sigma Capital Management Limited<br>4. NBL Capital & Equity Management Limited | Signing Date: | February 13, 2017 |
| | Tenure: | This Agreement shall be valid until completion of subscription of shares and unless this Agreement is extended or earlier terminated in accordance with the terms of this Agreement |
| | Principal Terms and Condition: | 1. In case of under-subscription in any category by up to 35% in an Initial Public Offer, the undersubscribed portion of securities shall be taken up by the underwriter.<br>2. In case of failure to deposit the remaining amount by the eligible investors, the unsubscribed securities shall be taken up by the underwriter.<br>3. The underwriting agreement and the underwritten amount and allocation of underwriting portion shall be revised after completion of the bidding period, where the cut-off price will be determined at nearest integer of the lowest bid price at which the total securities offered to eligible investors would be exhausted. The public offering price will be determined at 10% discount (at nearest integer) from the cut-off price.<br>4. If and to the extent that the shares offered to the public by a prospectus authorised hereunder shall not have been subscribed and paid for in cash in full by the Closing Date of subscription, the Company shall within 10 (Ten) days of the closure of subscription call upon the underwriter in writing with a copy of the said writing to the Bangladesh Securities and Exchange Commission, to subscribe the shares not subscribed by the closing date and to pay for in cash in full, inclusive of any premium if applicable, for such unsubscribed shares within 15 (Fifteen) days after being called upon to do so. If payment is made by Cheque/Bank Draft by the underwriter it will be deemed that the underwriter has not fulfilled his obligation towards his underwriting commitment under this Agreement, until such time as the Cheque/Bank Draft has been encashed and the Company's account credited. In any case within 7 (seven) days after the expiry of the aforesaid 15 (fifteen) days, the Company shall send proof of subscription and payment by the underwriter to the Commission. |

| Contract | Material parts of the agreements |
|---|---|

| | | |
|---|---|---|
| Issue Management Agreement with LankaBangla Investments Limited | Signing Date: | March 02, 2016 |
| | Tenure: | This Agreement shall be valid until completion of subscription of shares and unless this Agreement is extended or earlier terminated in accordance with the terms of this Agreement |
| | Principal Terms and Condition: | 1. According to Article 2.1; the scope of the services to be rendered by the ISSUE MANAGER to the ISSUER under this agreement shall cover Regulatory Compliance, Underwriting Co-operation, Issue Arrangements and Public offer and invitation.<br>2. According to Article 2.2; The ISSUE MANAGER takes the responsibility to take such steps as are necessary to ensure completion of allotment and dispatch of letters of allotment and refund warrants to the applicants according to the basis of allotment approved by the Bangladesh Securities and Exchange Commission. The ISSUER undertakes to bear all expenses relevant to share application processing, allotment, and dispatch of letters of allotment and refund warrant. The ISSUER shall also bear all expenses related to printing and issuance of share certificate and connected govt. stamps and hologram expenses.<br>3. According to Article 4.1; without prejudice ISSUER hereby declares that it agrees to comply with all statutory formalities under Companies Act, Guidelines issued by Bangladesh Securities and Exchange Commission and other relevant status to enable it to make the issue.<br>4. According to Article 7.1; The ISSUE MANAGER hereby undertake to keep in strict compliance all information (whether written or oral) proprietary documents and data secured in connection with or as a result of this Agreement (Confidential Information) and shall limit the availability of such information to employees, who have a need to see and use it for the express and limited purpose stated in this Agreement.<br>5. According to Article 9.1; The Issuer and ISSUE MANAGER shall ensure compliance of the Bangladesh Securities and Exchange Commission (Public Issue) Rules, 2015, The Listing Regulations of Stock Exchanges, The Companies Act, 1994, the Securities and Exchange (Amendment) Act, 2012 and other relevant rules, regulations, practices, directives, guidelines etc. |

| Contract | Material parts of the agreements | |
|---|---|---|
| Registrar to the Issue Agreement with ICB Capital Management Limited | Signing Date: | March 02, 2016 |
| | Tenure: | This Agreement shall be valid until completion of subscription of shares and unless this Agreement is extended or earlier terminated in accordance with the terms of this Agreement |
| | Principal Terms and Condition: | 1. According to Article 2; The scope of the services to be rendered by the Registrar to the Issue under this Agreement shall be as detailed hereunder:<br>a. The Registrar shall ensure due compliance of the Book-building procedures and the Bangladesh Securities and Exchange Commission (Public Issue) Rules, 2015.<br>b. The Registrar shall coordinate all other actions necessary for completing the post-issue functions or to comply with the regulatory requirements with the support of Issuer.<br>c. The Registrar shall coordinate for completing the post-issue processing activities for public issue of the Company within the stipulated time as specified by the Bangladesh Securities and Exchange Commission.<br>d. The Registrar will have to complete all statements and ensure timely delivery of them to the relevant authorities /organizations.<br>e. The Registrar will have to deliver one soft copy of entire database of all applications to the Company in the format and headings specified by the Company.<br>2. According to Article 3.1; without prejudice the Issuer hereby declares that it has complied with or agrees to comply with all statutory formalities under the Companies Act 1994, Guidelines issued by Bangladesh Securities and Exchange Commission (BSEC) and other relevant laws.<br>3. According to Article 6.1; The Registrar hereby undertakes to keep in strict compliance to all information (whether written or oral) proprietary documents and data secured in connection with or as a result of this Agreement (Confidential Information) and shall limit the availability of such information to its employees, who have a need to see and use it for the express and limited purpose stated in this Agreement. |

| Contract | Material parts of the agreements | |
|---|---|---|
| Credit Rating Agreement with Alpha Credit Rating Limited | Signing Date: | December 09, 2014 |
| | Tenure: | Termination of this contract will be governed by the Credit Rating Companies Rules 1996 of Securities and Exchange Commission (SEC) of Bangladesh and any subsequent law/ordinance/circular thereto. |
| | Principal Terms and Condition: | 1. According to Clause 2.2; In the event that the Client does not provide the Requested Materials to AlphaRating, AlphaRating reserves its unilateral right and absolute discretion to conduct rating exercise on a best-effort basis and disclose this fact to the public ans/or regulators, if applicable, or to suspend the rating exercise on the Rated Subject without notice until and unless the client furnishes the Requested Materials to AlphaRating.<br>2. According to Clause 3.1; Rating assigned by AlphaRating is an opinion based on information known to known to AlphaRating by virtue of clause - 2.2 and believed by AlphaRating to be relevant, accurate, true, and reliable, in cluding information available in the public domain and/or non-public information obtained from the Client and its advisors or agents.<br>3. According to Clause 3.2; After the publication of initial rating on the Rated Subject, the Rated Subject shall remain under continuous surveillance by AlphaRating until and unless this Agreement is terminated in accordance with the provision set out herewith. |

**(c) Fees Payable to different parties:**

| Sl. | Name of the Parties | Role | Fees Payable |
|---|---|---|---|
| 1. | LankaBangla Investments Limited | Underwriters | 0.50% on the underwritten amount by the underwriters |
| | ICB Capital Management Limited | | |
| | Sigma Capital Management Limited | | |
| | NBL Capital & Equity Management Limited | | |
| 2. | LankaBangla Investments Ltd. | Issue Manager | 2.00% on the public offer amount (including premium) |
| 3. | ICB Capital Management Limited | Registrar to the Issue | 0.50% on the public offer amount (including premium) |
| 3. | Alpha Credit Rating Limited | Credit Rating | BDT 90,000 |

## OUTSTANDING LITIGATIONS, FINE OR PENALTY SECTION: XIX

**(a) The following outstanding litigations against the issuer or any of its directors and fine or penalty imposed by any authority:**

The Issuer or directors of aamra networks limited was not involved in any of the following types of legal proceedings except the mentioned below:

| | | | |
|---|---|---|---|
| I. | Litigation involving Civil Laws | : | There is no conviction of the Issuer or any of its director(s) in a civil proceeding |
| II. | Litigation involving Criminal Laws | : | There is no conviction of the Issuer or any of its director(s) in a criminal proceeding |
| III. | Litigation involving Securities, Finance and Economic Laws | : | There is no order, judgment or decree of any court of competent jurisdiction against the Issuer or any of its director(s) permanently or temporarily enjoining, barring, suspending or otherwise limiting the involvement of any director(s) or officer in any type of securities, Finance and Economic laws |
| IV. | Litigation involving Labor Laws | : | There is no conviction of the Issuer or any of its director(s) in connection to applicable Labor Laws |
| V. | Litigation involving Taxation (Income tax, VAT, Customs Duty and any other taxes/duties) | : | There is no conviction of the Issuer or any of its director(s) in connection to taxation (Income tax, VAT, Customs Duty and any other taxes/duties) |
| VI. | Litigation involving any other Laws | : | There is no litigation involving any other Laws |

**(b) Outstanding cases filed by the Company or any of its directors:**

There is no outstanding cases filed by the Issuer or any of its directors to any of the following types of legal proceedings except income tax. The details of which is as follows:

| | | | |
|---|---|---|---|
| I. | Litigation involving Civil Laws | : | There is no litigation involving Civil Laws |
| II. | Litigation involving Criminal Laws | : | There is no litigation involving Criminal Laws |
| III. | Litigation involving Securities, Finance and Economic Laws | : | There is no litigation involving Securities, Finance and Economic Laws |
| IV. | Litigation involving Labor Laws | : | There is no litigation involving Labor Laws |
| V. | Litigation involving Taxation (Income tax, VAT, Customs Duty and any other taxes/duties) | : | There is no litigation involving Taxation (Income tax, VAT, Customs Duty and any other taxes/duties) except litigation involving Taxation for the assessment year 2004-05, 2005-06 which are pending in the High Court. Also there are litigation involving Taxation for the assessment year 2006-07, 2007-08 which are pending in the Income Tax Appellate Tribunal.<br>Following are the detail of the pending issues related to litigation regarding Taxation filed by ANL for the assessment year 2004-05 and 2005-06 that are pending in the High Court and for the assessment year 2006-07 and 2007-08 that are pending in the Income Tax Appellate Tribunal: |
| VI. | Litigation involving any other Laws | : | There is no litigation involving any other Laws |

| Assessment Year | Income Tax Paid (BDT) | Further Income Tax claimed by NBR | Current Status | Financial Impact |
|---|---|---|---|---|
| 2004-05 | 620,000 | 4,562,514 | Pending in the High Court | Company has already made provision of BDT. 4,000,443 against these claims |
| 2005-06 | 1,075,165 | 6,769,017 | | |
| 2006-07 | 429,244 | (200,584) | Pending in the Income Tax Appellate Tribunal | |
| 2007-08 | 1,489,218 | 236,033 | | |

## RISK FACTORS AND MANAGEMENT'S PERCEPTIONS ABOUT THE RISKS

**SECTION: XX**

The factors described below may conceivably materially affect investors' decisions as investment in equity shares involves a high degree of risk. The company is operating in a globally competitive industry involving both external and internal factors having direct as well as indirect effects on the investments. Investors should carefully consider all of the information in this prospectus, including the risk factors, both external and internal, and management perceptions enumerated hereunder before making investment decision. If any of the following risks actually occur, their business, results of operations and financial condition could suffer, the trading price of their equity share could decline, and investors may lose all or part of their investment.

### I. Internal Risk Factors:

a) **Credit Risk:**

The risk of loss of principal or loss of a financial reward stemming from a borrower's failure to repay a loan or otherwise meet a contractual obligation. Credit risk arises whenever a borrower is expecting to use future cash flows to pay a current debt. This is the risk of default on a debt that may arise because of default by the borrower to pay the loan. In operating any business there is always credit risk lies in the business.

***Management Perception:***

*Credit Risk mainly lies with banks and Financial Institutions. ANL is enjoying credit facilities from different financial institutions. However, a certain degree of credit risk lies because of these obligation but the management is well aware and efficiently manage through continuous supervision.*

b) **Liquidity Risk:**

The risk that a company may be unable to meet short term financial obligation. This usually occurs due to the inability to convert its current assets to cash without a loss of capital or income. Liquidity is a common phenomenon of the business.

***Management Perception:***

*ANL is doing its level best to manage working capital management in efficient way to maintain liquidity risk. Management is dealing with accounts payable, inventory and accounts receivable efficiently.*

c) **Risk associated with the Issuer's interest in subsidiaries, joint ventures and associates:**

***Management Perception:***

*ANL has an associate company where common directorship prevails. There is certain degree of risk exist for issuer's interest in associate company. To mitigate such risk, both the concern has separate management to run the overall operation.*

d) **Significant revenue generated from limited number of customers, losing any one or more of which would have a material adverse effect on the issuer.**

***Management Perception:***

*ANL does not depend on limited number of customers for revenue generation. In addition, the management of ANL has long-standing business relationship with the customers, which will also safeguard any risk of non-operation.*

e) **Dependency on a single or few suppliers of raw materials, failure of which may affect production adversely.**

***Management Perception:***

*ANL has agreement with aamra technologies ltd. (ATL) for purchase of IIG Bandwidth & Equipment. So there is*

*no threat of interruption of supplies of IIG Bandwidth & Equipment.* As number of suppliers of raw materials are plenty in the market, if one supplier fails to provide raw material there are always other suppliers available. So there is no possibility of disruption.

f) **More than 20% revenue of the issuer comes from sister concern or associate or subsidiary**

***Management Perception:***
The company doesn't *generate 20% or more revenue from any of its sister concerns or associate or subsidiary.*

g) **Negative earnings, negative cash flows from operating activities, declining turnover or profitability, during last five years, if any.**

***Management Perception:***
*The company doesn't have any negative earnings, negative cash flows from operating activities, declining turnover or profitability, during last five years. Hence there is no threat for going concern.*

h) **Loss making associate/subsidiary/group companies of the issuer.**

***Management Perception:***
*All the associate and group companies of ANL are free from making loss except aamra Fitness Ltd., and aamra Management Solutions.*

i) **Financial weakness and poor performance of the issuer or any of its subsidiary or associates**

***Management Perception:***
*Sales is one of the key indicators of success of a business, there is good margin of profit ANL has been experiencing with increasing sales growth which is boosting up the profitability for last five years. Current and quick ratios are also in favor of the company. The decreasing trend of Debt to Equity ratio means that company is reducing its dependency on debt capital. Moreover, the financial performance of the associate (aamra holdings limited) is also in line with its growth potentials.*

j) **Decline in value of any investment**

***Management Perception:***
*The company does not have any investment.*

k) **Risk associated with useful economic life of plant and machinery, if purchased in second hand or reconditioned.**

***Management Perception:***
*ANL uses branded machineries for overall operation. Hence, there is a presence of low risk associated with these.*

l) **Adverse effect on future cash flow if interest free loan given to related party or such loans taken from directors may recall.**

***Management Perception:***
*Related party loans are given or taken for temporary basis to run overall business of the group smoothly. Therefore, the degree of such risk is minimal.*

*m)* **Potential conflict of interest, if the sponsors or directors of the issuer are involved with one or more ventures which are in the same line of activity or business as that of the issuer and if any supplier of raw materials or major customer is related to the same sponsors or directors.**

***Management Perception:***
*There is a concern namely ACE IT Networks Ltd. under common management which is partially in the same line of activity or business as that of the ANL i.e. ISP. Also, aamra technologies ltd (ATL) provides IIG Bandwidth & Equipment to ANL which under common management.*

*Both the companies i.e. ACE IT Networks Ltd. and ATL run by different operational team though the management are same. And ANL is also providing other diversified services and products than those of these companies. Therefore, degree of such risk is minimal.*

*n)* **Related party transactions entered into by the company those may adversely affect competitive edge.**

***Management Perception:***
*There is no as such transaction which may adversely affect competitive edge except director's remuneration. However, paying the remunerations to the director(s) are justified as otherwise, the Company had to hire external employees with the same level of experience and expertise, which would have been more expensive for the Company to bear.*

o) **Any restrictive covenants in any shareholders' agreement, sponsors' agreement or any agreement for debt or preference shares or any restrictive covenants of banks in respect of the loan/ credit limit and other banking facilities.**

***Management Perception:***
*There are no restrictive covenants in any shareholders' agreement, sponsors' agreement or any agreement relating to debt or preference shares or any restrictive covenants of Banks in respect of loan or credit limit and other banking facilities.*

p) **Business operations may be adversely affected by strikes, work stoppages or increase in wage demands by employees.**

***Management Perception:***
*ANL has different incentive packages for their employees so that they can be beneficial to such package. Because they believe that employees are very important part of the business.*

q) **Seasonality of the business of the issuer**

***Management Perception:***
*aamra networks limited is engaged in the business of ISP services and IT enabled services which has no seasonal effect.*

r) **Expiry of any revenue generating contract that may adversely affect the business**

***Management Perception:***
*The company are not at risk of losing any revenue generating contract that may adversely affect the business.*

*s)* **Excessive dependence on debt financing which may adversely affect the cash flow.**

***Management Perception:***
*For last five years the company has been reducing its dependence on debt financing and it is now intended to raise its capital through Initial Public Offering to ensure better capital base.*

*t)* **Excessive dependence on any key management personnel absence of whom may have adverse effect on the issuer's business performance.**

***Management Perception:***
*Corporate Governance is well practiced in ANL. The company also has a well-placed organogram. So any change in the key management can be replaced with capable professionals.*

u) **Enforcement of contingent liabilities which may adversely affect financial condition.**

***Management Perception:***
*The Company does not have any contingent liabilities which may adversely affect financial condition.*

v) **Insurance coverage not adequately protect against certain risks of damages.**

***Management Perception:***
*The company has different insurance coverage for all the relating issues that are risky to operating business.*

*w)* **Absence of assurance that directors will continue its engagement with Company after expiry of lock in period.**

***Management Perception:***
*The directors are involved in the business for long time and they will continue the business after expiry of lock in period.*

x) **Ability to pay any dividends in future will depend upon future earnings, financial condition, cash flows, working capital requirements and capital expenditure.**

***Management Perception:***
*ANL is a profitable entity over a long time and the profit is on the uptrend. So the management belief that ANL will be able to pay dividend from its profit.*

y) **History of non-operation, if any and short operational history of the issuer and lack of adequate background and experience of the sponsors.**
History of non-operation indicates weak operational management of the Company. Non-operation leads to negative cash flow, incurring of losses and bankruptcy in worst case scenario.

***Management Perception:***
*The Company has no history of non-operation in the past. The Company is an independent body. It has been in operation by its Memorandum & Articles of Association and other applicable laws Implemented by the Government. Besides, the Company's financial strength is satisfactory. It has very experienced Directors and Management team to make the Company more efficient and stronger in market capturing. So, the chance of becoming non-operative of the Company is very less.*

*z)* **Risks related to engagement in new type of business, if any.**

***Management Perception:***
*There is no as such risk relating to engagement in new type of business.*

aa) **Risk in investing the securities being offered with comparison to other available investment options.**

***Management Perception:***
*ANL is a profitable entity over long time and the management operate the business efficiently. There is a presence of certain degree of risk associated with investing in the securities in the capital market. The potential investors are requested to carefully read the prospectus and understand the business potential of the company before make investment decision.*

*bb)* **Any penalty or action taken by any regulatory authorities for non-compliance with provisions of any law.**

***Management Perception:***
*There were no such penalty or action taken by any regulatory authorities for non-compliance with provisions of any law.*

*cc)* **Litigations against the issuer for Tax and VAT related matters and other government claims, along with the disclosures of amount, period for which such demands or claims are outstanding, financial implications and the status of the case.**

There is no litigation involving Taxation (Income tax, VAT, Customs Duty and any other taxes/duties) except litigation involving Taxation for the assessment year 2004-05, 2005-06 which are pending in the High Court. Also there are litigation involving Taxation for the assessment year 2006-07, 2007-08 which are pending in the Income Tax Appellate Tribunal.

Following are the detail of the pending issues related to litigation regarding Taxation filed by ANL for the assessment year 2004-05 and 2005-06 that are pending in the High Court and for the assessment year 2006-07 and 2007-08 that are pending in the Income Tax Appellate Tribunal:

| Assessment Year | Income Tax Paid (BDT) | Further Income Tax claimed by NBR | Current Status | Financial Impact |
|---|---|---|---|---|
| 2004-05 | 620,000 | 4,562,514 | Pending in the High Court | Company has already made provision of BDT. 4,000,443 against these claims. There is a shortfall of Tk. 73,66,537 for which the Company has not made any provision. |
| 2005-06 | 1,075,165 | 6,769,017 | | |
| 2006-07 | 429,244 | (200,584) | Pending in the Income Tax Appellate Tribunal | |
| 2007-08 | 1,489,218 | 236,033 | | |

If the verdict goes against the Company, it will have to pay the shortfall amount, which will eventually affect the profitability.

***Management Perception:***
*The Company has already made provision of BDT. 4,000,443 against these claims and will take necessary steps to reflect the remaining amount in the subsequent financial statements by considering these issues as contingent liability or necessary provisions will be made as per best practices of BAS and BFRS. Also, the company has sufficient reserve to meet the potential liability.*

*dd)* **Registered office or factory building or place of operation is not owned by the issuer.**

***Management Perception:***
*ANL does not require any factory because of its business nature but its registered office and place of operation are rented. The management believes that investment in business activities is more justified rather than investment of a huge capital expenditure for permanent registered office or place of operation now since it is a fast growing entity.*

*ee)* **Lack of renewal of existing regulatory permissions/ licenses:**
ANL operates its ISP business obtaining regulatory license from BTRC for a period of 5 years and thereafter renewable from year to year. The BTRC has renewed ISP license of ANL up to June 29, 2020. If the Regulator i.e. BTRC does not renew ANL's ISP license after June 29, 2020 that will be a threat for the company to continue as going concern.

***Management Perception:***
*While the internet business still holds a major share of ANL revenue, over the last few years, through multiple projects, we have introduced value added services thereby lowering the dependency on revenue generated from Internet services. Additionally, we have a clean track record since the company's inception and over 1600 of the largest corporate houses in Bangladesh rely on our services. Hence there should not be any major threat of the license being not renewed. Therefore, going concern threat is minimal.*

*ff)* **Failure in holding AGM or declaring dividend or payment of interest by any listed securities of the issuer or any of its subsidiaries or associates**

***Management Perception:***
ANL has no subsidiary or associate company. ANL never failed in holding AGM. Dates of AGM (last five) are: 29.11.2015, 05.08.2014, 05.06.2013, 27.09.2012 and 17.09.2011

gg) **Issuances of securities at lower than the IPO offer price within one year**

***Management Perception:***
The above mentioned required information will be furnished after determination of the cut-off price.

*gg)* **Refusal of application for public issue of any securities of the issuer or any of its subsidiaries or associates at any time by the Commission.**

***Management Perception:***
*There was no refusal of application for public issue of any securities of the issuer or any of its subsidiaries or associates at any time by the Commission.*

## II. External Risk Factors:

a) **Interest Rate Risks:**
Interest rate risk concerned with borrowed funds of short term and long term maturity, volatility of money market, which ultimately influences the interest rate structure of fund**.**

***Management Perception:***
*The Management of the Company is always aware of interest rate. If the interest rate increases the cost of credit fund will increase. ANL has always been a cash-rich company and operates with low dependence on debt. As the company maintains very low debt equity ratio, adverse impact of interest rate fluctuation is insignificant. Moreover the company is confident of meeting its need for future expenses from its internal sources. In addition, the company emphasizes on equity based financing to reduce the dependence on bank borrowings. Therefore the management perceives that the fluctuation of interest rate would have little impact upon the performance of the company.*
*ANL is currently carrying both long term and short term loans. All the facilities are subject to revision with change of interest rates in the market. The exposure will be minimized as ANL plans to retire some portion of the debt gradually in the following years.*

b) **Exchange Rate Risks:**
Devaluation of local currency against major international currencies i.e. USD, GBP and Euro may affect company's income.

***Management Perception:***
*Volatility of Taka against USD, GBP and Euro and recent trend of local currency devaluation may expose foreign currency risk. In such cases, the management of the company is confident to significantly cushion the foreign currency risk and price escalation risk through forward contracts if it is justifiable in terms of the cost benefit analysis. The company has been hedging exchange rate risk by strategic purchases of products of foreign currency.*

c) **Industry Risks:**

**Market Demand Risk:**
Market risk arises mainly due to decrease in demand of the products which would harm the performance of the company. ANL like other company may face strong competition which might take place even after taking the best quality control measures.

***Management Perception:***
*Globally the demand for IT products/solutions are increasing significantly and the trend is experiencing double digit growth over the last decade. With businesses looking for IT solutions to increase efficiency and decrease operational expenditure, the industry is still at its nascent stage in meeting expectations and current demands. It is a similar case in Bangladesh, and learning from global best practices as well as avoiding industry mistakes made especially by our neighboring countries, the IT industry in Bangladesh is actually leap frogging with meeting local demands and creating new opportunities for export of its services.*

*Additionally, with Bangladesh becoming a middle income nation, it is expected that more global brands and multinational companies will soon start their operations in Bangladesh thus increasing the demand and customer portfolio for ANL.*

**Market Competition Risk:**
Liberalization of permission to set up new IT companies by government may result in severe competition amongst companies' causing reduction of income and profitability of the company.

***Management Perception:***
*ANL provides comprehensive internet service solution including systems integration, IT infrastructure developments, Video conferencing system solution, switching system solution and their implementation & maintenance. Our positive attitude plays the dominant role in our success, in our ability to innovate and in our ability to serve valued clients. ANL loves to compete, because competition brings out the best in us. The Company has the finest people, the latest technology, the best spirit, and the best team in the industry. Each member of the company plays a vital role in the great chain of company's success.*

**Risks related to Non-availability of Electricity and Other Utilities:**
Just as any other organization, ANL relies heavily on power to run in 24/7 operations and any change in availability of the natural resource or major change in price may adversely affect its business operations.

***Management Perception:***
*We have implemented automated load balancing, monitoring and management tools that intelligently shifts the usage of generators and UPSs thus increasing the life expectancy and efficient use of power.*

d) **Economic and Political risks:**

**Economic risks:**
The economy could be adversely affected by various factors such as political or regulatory action, including adverse changes in liberalization policies, social disturbances, terrorist attacks and other acts of violence or war, natural calamities, commodity and energy prices and various other factors. Any significant changes may adversely affect our business and financials.

***Management Perception:***
*Bangladesh economy is booming for last few years. Consistent industrial growth along with increased agricultural production has made the Per Capita Income higher than that of recent years. In addition, favorable government policies and industry friendly policies by other regulatory bodies have proved to be congenial to the economy of the country.*

**Political risks:**
The performance of the company may be affected by the political and economic instability both in Bangladesh and worldwide. Any instance of political turmoil and disturbance in the country may adversely affect the economy in general.

***Management Perception:***
*The company can prosper in a situation of political stability and a congenial business environment. Political turmoil and disturbance are bad for the economy and so also for this sector. This is why the management of the company is always concerned about the prevailing and upcoming further changes in the global or national policy and shall response appropriately and timely to safeguard its interest.*

e) **Market and Technology-related Risks:**

**Market Risk:**
Market risk arises mainly due to decrease in demand of the products which would harm the performance of the company. ANL like other company may face strong competition which might take place even after taking the best quality control measures.

***Management Perception:***
*Globally the demand for IT products/solutions are increasing significantly and the trend is experiencing double digit growth over the last decade. With businesses looking for IT solutions to increase efficiency and decrease operational expenditure, the industry is still at its nascent stage in meeting expectations and current demands. It is a similar case in Bangladesh, and learning from global best practices as well as avoiding industry mistakes made especially by our neighboring countries, the IT industry in Bangladesh is actually leap frogging with meeting local demands and creating new opportunities for export of its services.*

*Additionally, with Bangladesh becoming a middle income nation, it is expected that more global brands and multinational companies will soon start their operations in Bangladesh thus increasing the demand and customer portfolio for ANL.*

**Technology-related Risks:**
Technology always plays a vital role for existence of any industrial concern. Innovation of new and cost effective technology may obsolete exiting technology, which may cause negative impact.

***Management perception:***
*Management of ANL is aware of recent technological developments in the IT sector and keeps their employees up to date by providing necessary training. Furthermore ANL is marketing latest technological equipment and also well equipped with latest technology.*

f) **Potential or existing government regulations:**
The company operates under Companies ACT, 1994, taxation policy adopted by NBR, SEC rules and rules adopted by other regulatory bodies. Any abrupt changes of the policies formed by those bodies may impact the business of the company adversely.

***Management perception:***
*Unless any adverse policy is taken, which may materially affect the industry as a whole; the business of the company will not be affected. Furthermore the government is encouraging private sector entrepreneurs in IT sector. Therefore it is expected that any new policies of this sector will be business favorable which will also be helpful for expansion of business of the company.*

g) **Potential or existing changes in global or national policies;**
The performance of the company may be affected by the political and economic instability both in Bangladesh and worldwide. Any instance of political turmoil and disturbance in the country may adversely affect the economy in general

***Management perception:***
*The company can prosper in a situation of political stability and a congenial business environment. Political turmoil and disturbance are bad for the economy and so also for this sector. This is why the management of the*

*company is always concerned about the prevailing and upcoming further changes in the global or national policy and shall response appropriately and timely to safeguard its interest.*

h) **Statutory clearances and approvals those are yet to be received by the issuer:**

***Management Perception:***
*The company have collected all the statutory clearance and approval to operate the business. The necessary update and renewal is a continuous process. Hence, there is a limited degree of such risk associated with the company.*

i) **Competitive condition of the business:**
ANL is operating in a free market economy regime. The company might have to face stiff competition from its competitors. Easily availability of global products in the local markets adds to the competition, challenging the profitability of the business.

***Management Perception:***
*Bangladesh is the prime source of cheapest labor in the world, gaining comparative advantages for its industries over their global competitors. Other overhead costs are also low in Bangladesh. As a result, the company has been able to maintain its cost of services most competitive. Moreover, over the last few years the company has built a trustworthy relationship with its customers, which helps the company avoid competition with others.*

j) **Complementary and supplementary products/services which may have an impact on business of the issuer.**

***Management Perception:***
*The company has not faced any challenges relating to supplementary and complementary services & products.*

**Other Risk Factors:**

**Risk associated with BTRC Approval regarding import of Equipment:**
If BTRC does not give permission to import equipment, ANL will not able to setup data center and Wi-Fi Hotspots.

***Management perception:***
ANL has been in IT industry since 15 years. Throughout the period, ANL provided comprehensive IT solutions and services including Systems Integration, Information Systems Outsourcing & IT Enabled Value Added Services. In this significant amount of time, ANL never got denied in any issues from BTRC due to the success in serving the corporate houses of Bangladesh. Currently ANL has more than 500 hotspot locations in strategic metropolitans. We are already importing Wi-Fi devices from abroad for the mass deployment since a year upon BTRC permission.

**Risk regarding Wi-Fi hot spot setup:**

**i. Regarding Hotspot Location:**
Locations mentioned in the prospectus have been identified on the basis of verbal communication. No written agreement has been made yet. Hence, the company may face barrier to setup Wi-Fi hotspots in the identified location if the owner of those locations do not agree to facilitate the issuer. Therefore, mentioned location may differ from actual established locations.

***Management perception:***
ANL has already established Wi-Fi hotspot in more than 500 locations (restaurants, coffee shops, clubs, major sports arenas, hospitals, public and private universities) to facilitate uninterrupted high-speed internet for common masses. We already have written Wi-Fi contract with such locations. Hence ANL has made verbal communications with 1500 target locations and got committed to receive proper facilities. If any particular

location does not want to go to written contract with ANL, we have alternative option/location to set up our establishment. Number of companies has already showed interest to go to Wi-Fi contract with ANL as it is a barter agreement i.e. Wi-Fi facility against aamra branding. No monetary transaction is involved between the parties for Wi-Fi deployment. Therefore this risk will not hamper ANL target in establishing Wi-Fi deployment in 1500 locations from IPO proceedings.

**ii. Risk Regarding Income Generation**

The company has already made two agreements with Grameenphone Ltd and Robi Axiata Ltd. Although agreement has been made with Grameenphone Ltd. and Robi Axiata Ltd. no assurance can be given that they will use hot spot facility from ANL in the future. Hence aamra networks ltd. will face major business threat in terms of revenue generation

***Management perception:***

ANL has signed "Wi-Fi offload" agreement with two of the largest Mobile Network Operator (MNO) of Bangladesh Grameenphone and Robi Axiata Ltd.

Government is also encouraging Wi-Fi mass deployment considering the revolutionary increase in the number of internet users in Bangladesh. Wi-Fi is an effective solution to cater to the booming internet generation of the country. This in turn indicates that other MNOs that are awaiting government approval will get BTRC permission soon. ANL is in the phase of signing agreements with those companies as well.

**Risk Related to Data Center**

Data center is a new line of business for aamra networks ltd. If the company fails to acquire adequate number of clients after data center establishment then the company will face major business threat in terms of revenue generation.

***Management perception:***

Data center is not a new concept for aamra networks ltd. ANL has deployed Data Center facility for its own consumption in different locations of Dhaka since four years. This is indirectly supporting a significant percentage of ANL's operations. We have around 1500 clients and upon the recent demand of data security, data backup and disaster recovery, we want to expand our data center facility to meet our client's demand. The company has experienced people and the latest technology in data center arena, which gives a very low possibility to fail in acquiring adequate number of clients after data center establishment for commercial purpose.

**Risk Related to Substantial Payment to aamra holdings limited (AHL) in the name of royalty expenses:**

aamra networks limited (ANL) entered into an agreement with AHL, a company under common management, regarding payment of 8% annually on the basis of Net Profit Before tax of ANL for use a common trademark. As per audited accounts, the company paid Tk. 75,50,621 and Tk. 67,02,500 to AHL for the year 2015 and 2014 respectively as royalty expense. It is observed from the royalty agreement that, ANL has to continue this agreement in foreseeable future whether the shareholders agreed upon or otherwise. Termination clauses are designed in such way that all rights of the termination of the contract reserved by AHL, not by ANL. Hence it is risk for the investors of ANL that their prospective return form their investment may hamper as ANL has to pay first AHL @ 8% of profit before Tax.

***Management perception:***

A common trade mark: "aamra the power of we" is registered by aamra holdings limited (AHL) which is also used by aamra networks limited (ANL). ANL is paying AHL royalty fees for using the said trade mark. This common trade mark is well-known to the industries in Bangladesh and as well as in global so it is helpful for aamra networks limited to achieve targeted customers or business. It is also mentionable that ANL maintaining a positive growth in profitability over the years after incurring such expense. Hence, the management of ANL believes that prospective return of the investors will not be hampered. And this common trade mark will contribute to ANL's business growth in the future.

**(a) Issue Size:**

| | | | |
|---|---|---|---|
| I. | Number of securities to be issued | : | 15,041,209 |
| II. | Authorized capital and paid-up capital | : | Authorized capital - BDT 1,000,000,000 |
| | | | Pre-IPO Paid-up capital - BDT 380,000,000, Post-IPO: BDT 530,412,090 |
| III. | Face value, premium and offer price per unit of securities | : | Face Value- BDT 10.00 |
| | | | Cut-Off Price- BDT 39.00 (Premium: BDT 29.00) |
| | | | General Public Offering Price- BDT 35.00 (Premium: BDT 25.00) |
| IV. | Number of securities to be entitled for each category of applicants | : | Public Offering of 15,041,209 ordinary shares, of these ordinary shares 60% i.e. 9,014,423 ordinary shares are reserved for Eligible Investors (EIs) which includes 50% i.e. 7,512,019 ordinary shares for Other EIs and 10% i.e. 1,502,404 ordinary shares for Mutual Funds at a cut off price of Tk. 39.00 and remaining 40% i.e. 6,026,785 ordinary shares at a discounted price of Tk. 35.00 per share for General Public including NRB and Others totaling Tk. 562,500,000 |

**v. Holding structure of different classes of securities before and after the issue:**

| SL. No. | Category of Shareholders | No. of Shares | | Percentage (%) | |
|---|---|---|---|---|---|
| | | Before IPO | After IPO | Before IPO | After IPO |
| 1 | Directors & Sponsors | 17,522,030 | 17,522,030 | 46.11% | 33.03% |
| 2 | Institutional | 17,377,970 | 26,392,393 | 45.73% | 49.76% |
| 4 | Public | 3,100,000 | 9,126,785 | 8.16% | 17.21% |

**Note:** At present there in no representative from Augere Holdings (Netherlands) B.V in the Board of Directors therefore, it has been considered as Institutional shareholder.

**vi. Objective of the issue including financing requirements and feasibility in respect of enhanced paid-up capital:**

Objective of the issue including financing requirements and feasibility in respect of enhanced paid-up capital incorporated are available in the Section- XXII under the head of "Use of Proceeds".

**List of EIs Allotment:**

As per the Bangladesh Securities and Exchange Commission (Public Issue) Rules, 2015, 60% (Including Mutual Fund's quota) of the proposed issue of 15,041,209 Ordinary Shares i.e. 9,014,423 Ordinary Shares were allotted to Eligible Investors (EIs) in the following manner:

| Company Name | Eligible Investors (EIs) | | Total |
|---|---|---|---|
| | Mutual Funds | Other EIs | |
| | 10% | 50% | 9,014,423 |
| aamra networks ltd. | 1,502,404 | 7,512,019 | |

Mutual Funds Quota:

| SL. No. | Name of EIs | BOID | Allotted Volume | Allotted Value (BDT) | % of outstanding shares post offering |
|---|---|---|---|---|---|
| 1. | AIBL 1st Islamic Mutual Fund | 1601670032656781 | 119,041 | 4,642,599 | 0.22% |
| 2. | CAPM BDBL MUTUAL FUND 01 | 1604580062240983 | 124,008 | 4,836,312 | 0.23% |
| 3. | CAPM UNIT FUND | 1604620049839524 | 35,273 | 1,375,647 | 0.07% |
| 4. | DBH First Mutual Fund | 1601670023974042 | 119,042 | 4,642,638 | 0.22% |
| 5. | GRAMEEN ONE: SCHEME TWO | 1604620016329737 | 124,009 | 4,836,351 | 0.23% |
| 6. | Green Delta Mutual Fund | 1601670032193259 | 119,041 | 4,642,599 | 0.22% |
| 7. | ICL Balanced Fund | 1604620061924201 | 98,764 | 3,851,796 | 0.19% |
| 8. | LR Global Bangladesh Mutual Fund One | 1601670032815156 | 119,041 | 4,642,599 | 0.22% |
| 9. | MBL 1st Mutual Fund | 1601670034038330 | 119,041 | 4,642,599 | 0.22% |
| 10. | NCCBL Mutual Fund-1 | 1601670040102015 | 119,041 | 4,642,599 | 0.22% |
| 11. | Reliance Insurance Mutual Fund | 1604620041309123 | 124,009 | 4,836,351 | 0.23% |
| 12. | Sandhani Life Unit Fund | 1604620045167045 | 44,092 | 1,719,588 | 0.08% |
| 13. | Vanguard AML BD Finance Mutual Fund One | 1604620049756141 | 119,001 | 4,641,039 | 0.22% |
| 14. | Vanguard AML Rupali Bank Balanced Fund | 1604580051623248 | 119,001 | 4,641,039 | 0.22% |
| **Total** | | | **1,502,404** | **58,593,756** | **2.83%** |

Other EIs:

| SL. No. | Name of EIs | BOID | Allotted Volume | Allotted Value (BDT) | % of outstanding shares post offering |
|---|---|---|---|---|---|
| **Insurance Companies** | | | | | |
| 1. | Delta Life Insurance Co. Ltd | 1603420000842934 | 151,469 | 5,907,291 | 0.29% |
| 2. | Padma Islami Life Insurance Ltd. | 1201830062338646 | 30,246 | 1,179,594 | 0.06% |
| 3. | Pragati Insurance Ltd | 1201830000019025 | 151,469 | 5,907,291 | 0.29% |
| 4. | Prime Insurance Co. Ltd | 1201740000210297 | 151,469 | 5,907,291 | 0.29% |
| 5. | Purabi General Insurance Company Ltd. | 1201470000003791 | 151,468 | 5,907,252 | 0.29% |
| 6. | Sandhani Life Insurance Company Ltd | 1201470000004349 | 151,468 | 5,907,252 | 0.29% |
| 7. | TAKAFUL ISLAMI INSURANCE LTD. | 1603700005139362 | 151,402 | 5,904,678 | 0.29% |
| **Alternative Investment Fund Managers** | | | | | |
| 1. | Athena Venture & Equities Ltd. | 1202880061465472 | 13,094 | 510,666 | 0.02% |
| 2. | BD Venture Limited | 1204030061462361 | 590,159 | 23,016,201 | 1.11% |
| 3. | Maslin Capital Limited | 1202550062056956 | 335,737 | 13,093,743 | 0.63% |
| **Banks** | | | | | |
| 1. | BRAC BANK LIMITED | 1201820021984509 | 234,773 | 9,156,147 | 0.44% |
| 2. | NRB BANK LIMITED | 1201910058623240 | 234,774 | 9,156,186 | 0.44% |
| 3. | National Bank Limited | 1203980000035329 | 234,773 | 9,156,147 | 0.44% |
| 4. | SHAHJALAL ISLAMI BANK LIMITED | 1204090005685607 | 234,670 | 9,152,130 | 0.44% |
| **Financial Institutions** | | | | | |
| 1. | Delta Brac Housing Finance Corporation Ltd | 1203620020217413 | 43,482 | 1,695,798 | 0.08% |
| 2. | FAREAST FINANCE & INVESTMENT LIMITED | 1204690000134328 | 191,097 | 7,452,783 | 0.36% |
| 3. | GSP FINANCE COMPANY(BANGLADESH) LTD. | 1202830004187028 | 135,891 | 5,299,749 | 0.26% |
| 4. | IDLC Finance Limited | 1602510000744624 | 191,096 | 7,452,744 | 0.36% |
| 5. | MIDAS Financing Limited | 1201830000101207 | 191,097 | 7,452,783 | 0.36% |
| 6. | Meridian Finance & Investment Limited | 1203680061474558 | 186,327 | 7,266,753 | 0.35% |

| SL. No. | Name of EIs | BOID | Allotted Volume | Allotted Value (BDT) | % of outstanding shares post offering |
|---|---|---|---|---|---|
| **Asset Management Companies** | | | | | |
| 1. | Alif Assets Management Limited | 1204220062575820 | 100,036 | 3,901,404 | 0.19% |
| 2. | Alliance Capital Asset Management Limited | 1201470060935343 | 100,325 | 3,912,675 | 0.19% |
| 3. | Asset and Investment Management Services of Bangladesh Limited | 1201470000025083 | 100,482 | 3,918,798 | 0.19% |
| 4. | Assurance Asset Management Limited | 1203680058401547 | 11,147 | 434,733 | 0.02% |
| 5. | CAPM (Capital & Asset Portfolio Management) Company Limited | 1605270062612291 | 100,481 | 3,918,759 | 0.19% |
| 6. | CREDENCE ASSET MANAGEMENT LTD | 1204280061152015 | 100,482 | 3,918,798 | 0.19% |
| 7. | IDLC Asset Management Limited | 1203680061585304 | 100,481 | 3,918,759 | 0.19% |
| 8. | Impress Capital Limited | 1201820055033647 | 100,036 | 3,901,404 | 0.19% |
| 9. | LR Global Bangladesh Asset Management Company Limited | 1203620039158453 | 96,457 | 3,761,823 | 0.18% |
| 10. | Prime Finance Asset management Company Limited | 1201740048615458 | 28,581 | 1,114,659 | 0.05% |
| 11. | Shanta Asset Management Ltd. | 1203490060953009 | 100,482 | 3,918,798 | 0.19% |
| **Merchant Bankers and Portfolio Managers** | | | | | |
| 1. | Sonali Investment Limited | 1605180039866810 | 12,159 | 474,201 | 0.02% |
| 2. | AB Investment Limited | 1203710030175720 | 2,127 | 82,953 | 0.00% |
| 3. | Alpha Capital Management Limited. | 1605550049519826 | 54,797 | 2,137,083 | 0.10% |
| 4. | BD Finance Capital Holdings Limited | 1205150045165228 | 54,797 | 2,137,083 | 0.10% |
| 5. | BMSL Investment Limited | 1203110040416300 | 12,158 | 474,162 | 0.02% |
| 6. | BRAC EPL Investments Limited | 1604650000060261 | 27,355 | 1,066,845 | 0.05% |
| 7. | BetaOne Investments Limited | 1202600048617871 | 54,797 | 2,137,083 | 0.10% |
| 8. | CAPM Advisory Limited | 1605290048619978 | 15,586 | 607,854 | 0.03% |
| 9. | Citizen Securities & Investment Limited | 1605860051858499 | 6,079 | 237,081 | 0.01% |
| 10. | City Bank Capital Resources Limited | 1204500046667286 | 54,798 | 2,137,122 | 0.10% |
| 11. | EBL INVESTMENTS LIMITED | 1201950048415426 | 54,797 | 2,137,083 | 0.10% |
| 12. | FAS Capital Management Limited | 1604630040382971 | 12,158 | 474,162 | 0.02% |
| 13. | FAS Finance & Investment Limited | 1604630019840113 | 12,159 | 474,201 | 0.02% |
| 14. | First Security Islami Capital & Investment Ltd. | 1605140054136021 | 54,529 | 2,126,631 | 0.10% |
| 15. | IDLC Investments Limited | 1602510045047740 | 54,797 | 2,137,083 | 0.10% |
| 16. | IIDFC Capital Limited | 1604790028773041 | 9,726 | 379,314 | 0.02% |
| 17. | IL Capital Limited | 1605520058255619 | 54,797 | 2,137,083 | 0.10% |
| 18. | IMPERIAL CAPITAL LIMITED | 1201950060942951 | 54,797 | 2,137,083 | 0.10% |
| 19. | MIDAS INVESTMENT LIMITED | 1204500045224956 | 54,797 | 2,137,083 | 0.10% |
| 20. | NBL Capital and Equity Management Ltd. | 1203980043489533 | 54,797 | 2,137,083 | 0.10% |
| 21. | PLFS INVESTMENTS LIMITED | 1605410018300497 | 54,797 | 2,137,083 | 0.10% |
| 22. | Prime Bank Investment Limited | 1602110007884745 | 54,798 | 2,137,122 | 0.10% |
| 23. | Prime Finance Capital Management Limited | 1201740042118883 | 7,793 | 303,927 | 0.01% |
| 24. | Sandhani Life Finance Ltd. | 1605610032935344 | 54,797 | 2,137,083 | 0.10% |
| 25. | Swadesh Investment Management Limited | 1204380000164777 | 54,798 | 2,137,122 | 0.10% |
| **Recognized Pension Funds and Provident Funds** | | | | | |
| 1. | "CROSS FREIGHT LIMITED" EMPLOYEES PROVIDENT FUND | 1204030059705612 | 66,445 | 2,591,355 | 0.13% |
| 2. | "GLOBAL AVIATION SERVICES LIMITED" EMPLOYEES PROVIDENT FUND | 1204030059705655 | 66,445 | 2,591,355 | 0.13% |
| 3. | BEDL Employees Provident Fund | 1202550061369343 | 37,800 | 1,474,200 | 0.07% |
| 4. | Confidence Salt Limited Employees Provident Fund | 1203640062375336 | 17,949 | 700,011 | 0.03% |
| 5. | EXPO HOLDINGS (BD) :LTD. EMPLOYEES PROVIDENT FUND | 1204030062589114 | 66,445 | 2,591,355 | 0.13% |
| 6. | Eastern Shares & Securities Limited Employees Provident Fund | 1203640062418380 | 6,089 | 237,471 | 0.01% |
| 7. | Employees Provident Fund of ILSL | 1204220061493946 | 66,444 | 2,591,316 | 0.13% |
| 8. | Expo Freight Limited Employee's Provident Fund | 1204030031916200 | 66,445 | 2,591,355 | 0.13% |
| 9. | IDLC Employees' Provident Fund | 1602510057011151 | 66,444 | 2,591,316 | 0.13% |

| SL. No. | Name of EIs | BOID | Allotted Volume | Allotted Value (BDT) | % of outstanding shares post offering |
|---|---|---|---|---|---|
| 10. | IDLC Investments Limited Employees' Provident Fund | 1602510045502811 | 5,852 | 228,228 | 0.01% |
| 11. | IDLC Securities Limited Employees Provident Fund | 1602510057009290 | 9,449 | 368,511 | 0.02% |
| 12. | MEENHAR FISHERIES LTD EMPLOYEES PROVIDENT FUND. | 1201780061573549 | 4,724 | 184,236 | 0.01% |
| 13. | MEENHAR MARINE FOODS LTD EMPLOYEES PROVIDENT FUND | 1201780061526835 | 471 | 18,369 | 0.00% |
| 14. | MEENHAR SEA FOODS LIMITED EMPLOYEES PROVIDENT FUND | 1201780061514804 | 6,611 | 257,829 | 0.01% |
| 15. | Meenhar securities Limited Employees Provident Fund | 1201780061492114 | 14,174 | 552,786 | 0.03% |
| 16. | Meghna Cement Mills Ltd- Staff Provident Fund | 1201510014775878 | 47,250 | 1,842,750 | 0.09% |
| 17. | Mona FCS Ltd. Employee Provident Fund | 1201470046129641 | 66,444 | 2,591,316 | 0.13% |
| 18. | Parkway Securities Limited Employees Provident Fund | 1201520061641343 | 17,462 | 681,018 | 0.03% |
| 19. | Perfect Touch Employment Provident Fund | 1204800061834041 | 56,656 | 2,209,584 | 0.11% |
| 20. | Pragati Insurance Limited Employee's Provident Fund | 1201950000019033 | 66,445 | 2,591,355 | 0.13% |
| 21. | RAK CERAMICS (BANGLADESH) LIMITED EMPLOYEES' PROVIDENT FUND | 1205020062321556 | 66,444 | 2,591,316 | 0.13% |
| 22. | RAK SECURITY AND SERVICES (PVT) LTD. EMPLOYEES PROVIDENT FUND | 1205020062321599 | 1,888 | 73,632 | 0.00% |
| 23. | RUNNER AUTOMOBILES LTD EMPLOYEES CONTRIBUTORY PROVIDENT FUND | 1201830062538402 | 14,174 | 552,786 | 0.03% |
| 24. | STAR CERAMICS LTD. EMPLOYEES PROVIDEND FUND | 1205020062321572 | 24,546 | 957,294 | 0.05% |
| 25. | STOCK AND BOND LTD. EMPLOYEES CONTRIBUTORY PROVIDENT FUND | 1203510061640183 | 9,449 | 368,511 | 0.02% |
| 26. | Sandhani Life Insurance Co. Ltd. Employee`s Provident Fund | 1201470040729859 | 66,444 | 2,591,316 | 0.13% |
| **Stock Dealers** | | | | | |
| 1. | 3A & Company Ltd | 1201840061865964 | 1,354 | 52,806 | 0.00% |
| 2. | A. L. Securities Ltd. | 1203500045200605 | 14,012 | 546,468 | 0.03% |
| 3. | ADAMS SECURITIES LTD | 1203830038476101 | 14,011 | 546,429 | 0.03% |
| 4. | ALPHA EQUITIES LTD. | 1204230040549939 | 358 | 13,962 | 0.00% |
| 5. | ANCHOR SECURITIES LTD | 1202950048476574 | 2,802 | 109,278 | 0.01% |
| 6. | ARENA SECURITIES LTD. | 1202850003772483 | 14,012 | 546,468 | 0.03% |
| 7. | ASENZ SECURITIES LTD. | 1204100019226122 | 1,554 | 60,606 | 0.00% |
| 8. | Adil Securities Ltd | 1202060000039196 | 14,012 | 546,468 | 0.03% |
| 9. | Alliance Securities & Management Ltd. | 1203670026828806 | 3,109 | 121,251 | 0.01% |
| 10. | Alpha Securities ltd. | 1204450039260134 | 13,991 | 545,649 | 0.03% |
| 11. | Aries Securities Limited | 1203010029391671 | 4,064 | 158,496 | 0.01% |
| 12. | Azam Securities Limited | 1203060004162271 | 14,011 | 546,429 | 0.03% |
| 13. | B & B ENTERPRISE Ltd. | 1202790028773976 | 2,789 | 108,771 | 0.01% |
| 14. | BRAC EPL Stock Brokerage Limited | 1201820000005731 | 14,012 | 546,468 | 0.03% |
| 15. | Bank Asia Securities Limited | 1204490045011859 | 14,012 | 546,468 | 0.03% |
| 16. | CENTURY SECURITIES LIMITED | 1202740002848051 | 12,693 | 495,027 | 0.02% |
| 17. | Chittagong Shares & Securities Limited | 1203230050895631 | 14,012 | 546,468 | 0.03% |
| 18. | City Brokerage Limited | 1204500028949639 | 778 | 30,342 | 0.00% |
| 19. | D.N. Securities Ltd. | 1203860013501896 | 778 | 30,342 | 0.00% |
| 20. | DBL Securities Limited | 1201630043531874 | 3,108 | 121,212 | 0.01% |
| 21. | DLIC Securities Ltd. | 1205730053939461 | 14,011 | 546,429 | 0.03% |
| 22. | DMR SECURITIES SERVICES LTD. | 1203320039848311 | 199 | 7,761 | 0.00% |
| 23. | Delta Capital Limited | 1202530000819950 | 14,012 | 546,468 | 0.03% |
| 24. | E-Securities Limited | 1202880003801810 | 1,554 | 60,606 | 0.00% |
| 25. | Eastern Shares & Secruties Ltd | 1203640007850771 | 14,012 | 546,468 | 0.03% |
| 26. | FARIDA RAQUIB SECURITIES LTD | 1203270038301295 | 79 | 3,081 | 0.00% |
| 27. | FIRSTLEAD SECURITIES LTD | 1203750030648423 | 14,011 | 546,429 | 0.03% |

| SL. No. | Name of EIs | BOID | Allotted Volume | Allotted Value (BDT) | % of outstanding shares post offering |
|---|---|---|---|---|---|
| 28. | Far East Shares & Securities Limited | 1204200017263638 | 14,012 | 546,468 | 0.03% |
| 29. | First Capital Securities Ltd. | 1204430039584103 | 14,011 | 546,429 | 0.03% |
| 30. | GALAXY CAPITAL LIMITED | 1204800033270280 | 14,012 | 546,468 | 0.03% |
| 31. | GLOBAL SECURITIES LTD. | 1203880028811091 | 14,012 | 546,468 | 0.03% |
| 32. | HASSAN SHARES AND SECURITIES LTD. | 1203130054061821 | 3,986 | 155,454 | 0.01% |
| 33. | Hallmark Securities Ltd. | 1204020023309987 | 1,555 | 60,645 | 0.00% |
| 34. | Hasan Securities Limited | 1204820033567045 | 1,383 | 53,937 | 0.00% |
| 35. | Hazrat Amanat Shah Securities Ltd | 1204570028771356 | 14,011 | 546,429 | 0.03% |
| 36. | IMTIYAZ HUSAIN SECURITIES LTD. | 1201480030262640 | 13,990 | 545,610 | 0.03% |
| 37. | INTER CONTINENTAL SECURITIES LIMITED | 1301030034950845 | 14,012 | 546,468 | 0.03% |
| 38. | ISLAND SECURITIES LTD | 1201960028837738 | 14,011 | 546,429 | 0.03% |
| 39. | International Leasing Securities Ltd. | 1204220030590007 | 14,012 | 546,468 | 0.03% |
| 40. | Jamal Ahmed Securities Ltd | 1201810000005517 | 3,980 | 155,220 | 0.01% |
| 41. | KABIR SECURITIES LIMITED | 1203330029280914 | 14,012 | 546,468 | 0.03% |
| 42. | KAZI EQUITIES LTD. | 1201730029204716 | 14,012 | 546,468 | 0.03% |
| 43. | KHB Securities Limited | 1204520020759867 | 14,012 | 546,468 | 0.03% |
| 44. | KHWAJA EQUITY SERVICES LTD. | 1202210025379170 | 2,802 | 109,278 | 0.01% |
| 45. | Kazi Firoz Rashid Securities Ltd. | 1202450000545359 | 796 | 31,044 | 0.00% |
| 46. | Khurshid Alam Securities Limited | 1202560029259822 | 14,012 | 546,468 | 0.03% |
| 47. | M. ZUBAIR SECURITIES LTD. | 1202890003832461 | 14,012 | 546,468 | 0.03% |
| 48. | MAM Securities Ltd. | 1201540030520453 | 3,826 | 149,214 | 0.01% |
| 49. | MODERN SECURITIES LTD | 1203570028973202 | 14,011 | 546,429 | 0.03% |
| 50. | Md. Shahidullah Securities Limited | 1202760029429745 | 9,965 | 388,635 | 0.02% |
| 51. | Meenhar Securities Ltd | 1201780019220259 | 14,012 | 546,468 | 0.03% |
| 52. | Meghna Bank Securities Limited | 1202220060997065 | 279 | 10,881 | 0.00% |
| 53. | Midway Securities Ltd. | 1201890029057248 | 14,012 | 546,468 | 0.03% |
| 54. | Mika Securities Ltd | 1203260005126048 | 14,012 | 546,468 | 0.03% |
| 55. | Mohammadi Stock Market Ltd | 1205880060990197 | 3,109 | 121,251 | 0.01% |
| 56. | Moharam Securities Limited | 1204750038714092 | 14,012 | 546,468 | 0.03% |
| 57. | Mona Financial Consultancy & Securities Ltd. | 1201470000000763 | 14,011 | 546,429 | 0.03% |
| 58. | Nabiul Karim Securities Ltd | 1204170032507280 | 397 | 15,483 | 0.00% |
| 59. | PRILINK SECURITIES LTD. | 1203300005828888 | 14,012 | 546,468 | 0.03% |
| 60. | PRUDENTIAL CAPITAL LTD. | 1204250037999816 | 14,012 | 546,468 | 0.03% |
| 61. | Parkway Securities Ltd. | 1201520020432993 | 14,012 | 546,468 | 0.03% |
| 62. | Parom Securities Ltd. | 1205890060789530 | 14,012 | 546,468 | 0.03% |
| 63. | RAK Capital Ltd. | 1301030030642865 | 14,012 | 546,468 | 0.03% |
| 64. | RASTI SECURITIES CONSULTANT LTD. | 1203360030200233 | 9,965 | 388,635 | 0.02% |
| 65. | ROYAL CAPITAL LIMITED | 1201590000001005 | 14,011 | 546,429 | 0.03% |
| 66. | Reliance Securities Consultant Ltd. | 1204320039229492 | 14,012 | 546,468 | 0.03% |
| 67. | Remons Investment & Securities Ltd. | 1202600028884856 | 13,990 | 545,610 | 0.03% |
| 68. | Rose Securities Ltd | 1202540019187226 | 6,218 | 242,502 | 0.01% |
| 69. | S & H EQUITIES LTD. | 1202810030631630 | 14,011 | 546,429 | 0.03% |
| 70. | S. B. SECURITIES LTD. | 1204070016097639 | 4,983 | 194,337 | 0.01% |
| 71. | S.N.SECURITIES LTD | 1301030039490358 | 14,011 | 546,429 | 0.03% |
| 72. | SADEQUE FINANCE MANAGEMENT LTD. | 1204910044087087 | 398 | 15,522 | 0.00% |
| 73. | SALAM & COMPANY LIMITED | 1201640000001099 | 14,012 | 546,468 | 0.03% |
| 74. | SHAHED SECURITIES LTD. | 1202300037954236 | 1,399 | 54,561 | 0.00% |
| 75. | SHYAMOL EQUITY MANAGEMENT LTD. | 1202400023261956 | 14,012 | 546,468 | 0.03% |
| 76. | SOUTH ASIA SECURITIES LIMITED | 1202310051029524 | 597 | 23,283 | 0.00% |
| 77. | STOCK AND BOND LTD | 1203510028786331 | 14,012 | 546,468 | 0.03% |
| 78. | Saad Securites Ltd. | 1203150030569148 | 4,982 | 194,298 | 0.01% |
| 79. | Securities Broking & Management Services Ltd | 1202420029722439 | 14,012 | 546,468 | 0.03% |
| 80. | Shahjahan Securities Limited | 1202870045211540 | 14,012 | 546,468 | 0.03% |
| 81. | Shahjalal Islami Bank Securities Limited | 1204090044634741 | 14,006 | 546,234 | 0.03% |
| 82. | Shakil Rizvi Stock Ltd. | 1201510028774467 | 14,011 | 546,429 | 0.03% |
| 83. | Shanta Securities Ltd. | 1203490029025239 | 14,012 | 546,468 | 0.03% |
| 84. | Smart Share & Securities Ltd | 1205900061489748 | 14,012 | 546,468 | 0.03% |
| 85. | Sohel Securities Ltd. | 1202390050897731 | 14,011 | 546,429 | 0.03% |
| 86. | Square Securities Management Ltd. | 1201560000061025 | 7,174 | 279,786 | 0.01% |

| SL. No. | Name of EIs | BOID | Allotted Volume | Allotted Value (BDT) | % of outstanding shares post offering |
|---|---|---|---|---|---|
| 87. | Super Shares & Securities Ltd. | 1204900039383607 | 796 | 31,044 | 0.00% |
| 88. | Synthia Securities Ltd. | 1203190004536751 | 155 | 6,045 | 0.00% |
| 89. | Trust Bank Securities Limited | 1205660050869603 | 14,012 | 546,468 | 0.03% |
| 90. | UNICAP SECURITIES LIMITED | 1201910000012968 | 13,663 | 532,857 | 0.03% |
| 91. | Unique Share Management Limited | 1204730050946328 | 793 | 30,927 | 0.00% |
| 92. | Uniroyal Securities Ltd | 1201770000002901 | 14,012 | 546,468 | 0.03% |
| 93. | United Enterprises & Co. Ltd | 1204780038832511 | 7,959 | 310,401 | 0.02% |
| 94. | VANGUARD SHARES & SECURITIES LTD. | 1301030000143363 | 14,011 | 546,429 | 0.03% |
| 95. | VISION CAPITAL MANAGEMENT LTD | 1204280029275995 | 14,012 | 546,468 | 0.03% |
| 96. | Western Security Investment Mangement Ltd. | 1202930033641081 | 14,012 | 546,468 | 0.03% |
| **Foreign Investors** | | | | | |
| 1. | GOVERNMENT OF NORWAY | 1604300059169109 | 100 | 3,900 | 0.0002% |
| **Total** | | | **7,512,019** | **292,968,741** | **14.16%** |

**(a) Use of net proceeds of the offer indicating the amount to be used for each purpose with head-wise break-up:**

aamra networks limited will raise their capital through Initial Public Offering (IPO) in order to meet increasing need for fund for the purpose of expansion and repayment of its debt.

Details of the estimated projects cost for this expansion project and financing has been planned as under:

| SL | Particulars | Required Amount (in BDT) |
|---|---|---|
| 1. | Loan repayment (Balance as on February 11, 2017) | 185,921,482 |
| 2. | BMRE for infrastructure Development | 154,667,531 |
| 3. | Data Center Setup | 118,002,406 |
| 4. | Wi-Fi Hotspot setup in different locations | 74,204,408 |
| 5. | Estimated IPO Expenses | 29,704,173 |
| | **Total** | **562,500,000** |

**BREAKDOWN OF USE OF IPO PROCEEDS:**

**1. Loan Repayment:**

| SL. | Details | Balance as on February 11, 2017 |
|---|---|---|
| **Loan with Shahjalal Islami Bank Limited, Banani Branch** | | |
| SIBL = 341 BAI-MUAZZAL-401334100008160 | | 33,748,332 |
| SIBL = 341 BAI-MUAZZAL-401334100008161 | | 33,748,332 |
| SIBL = 341 BAI-MUAZZAL-401334100008623 | | 25,244,444 |
| SIBL = 341 BAI-MUAZZAL-401334100008437 | | 7,997,734 |
| **Loan with LankaBangla Finance Limited (A/C: 0009-72100000070)** | | |
| 1. | A/C: 0009-72100000070 | 34,676,000 |
| 2. | A/C: 0009-72100000077 | 50,506,640 |
| **Total** | | **185,921,482** |

***Note:*** *The above mentioned loan amount represents the outstanding balance amount as on February 11, 2017 as per the bank statements of Shahjalal Islami Bank Limited and Balance Confirmation Certificate of LankaBangla Finance Limited.*

*As per the audited financial statements of June 30, 2016 the outstanding balance of loan amount was BDT 94,764,077. Subsequently, the Company has taken further debt finance from the above-mentioned institutions. Thus the current loan amount is BDT 185,921,482 as on February 11, 2017.*

## 2. BMRE for infrastructure Development:

| Name of Product | Technical Specification and Equipment Details | Country of Origin | Measure of Unit | Qty | Rate | Amount (BDT) |
|---|---|---|---|---|---|---|
| **Karwan Bazar POP** | | | | | | |
| Router | Cisco ASR 9010, Dimension 10U, Capacity up to 6.2Tbps, Line Card: 100/10/1G | USA | Pcs | 1 | 13,750,000 | 13,750,000 |
| Switch | Cisco Catalyst 3850 48 SE, Dimension 1U, Capacity up to 176 Gbps, Interface Type:10/100/1000Mbps | USA | Pcs | 2 | 1,400,000 | 2,800,000 |
| Bandwidth Manager | ET Software + Dell R720 Hardware, Capacity up to 10G, Interface Type: 1/10G | USA | Pcs | 1 | **1,325,000** | 1,325,000 |
| Dense Wavelength Division Multiplexing | Tejas TJ1600C, Dimension 9U, Capacity up to 80Gbps, Interface Type E1/STM1/STM4/STM16/STM64/GE/10GE | India | Pcs | 1 | 5,200,000 | 5,200,000 |
| Network Rack | Size: 42U – 800mm Width x 1000mm Depth x 2055mm Height | China | pcs | 1 | 55,200 | 55,200 |
| Metered Rack Power Distribution Unit (PDU) | Capcity:32A , Brand: APC | USA | PCS | 2 | 74,750 | 149,500 |
| Unshielded twisted pair (UTP) Cable | Category: Cat-6, Brand: Holdkey/Dintek | China | Box | 3 | 10,250 | 30,750 |
| Fiber Optic Cable | 12 Core Cable for backbone | Local | Meter | 1200 | 32 | 38,400 |
| Fiber Patch Cord | SC/SC, SC/LC, FC/LC | Local | Pcs | 50 | 157 | 7,850 |
| Fiber Patch Cord Adapter | SC/SC, SC/LC, FC/LC | Local | Pcs | 20 | 120 | 2,400 |
| Fiber Jointer Box with sleever | 4 Way Terminal Joint | Local | PCS | 10 | 210 | 2,100 |
| Media Converter Chassis | Slots: 14, Nominal output Voltage range 220V, Power Consumption: 240W max, Brand: Totten | China | Pcs | 2 | 14,500 | 29,000 |
| Fiber ODF (Optical Distribution Frames) | 48 port | Local | Pcs | 28 | 5,800 | 162,400 |
| Media Converter | 1.25G Duplex, Brand: Optfocus/Knitex | China | Pcs | 14 | 1,748 | 24,472 |
| Power Distribution Box | W18xL24xD6-inch | Local | Pcs | 1 | 5,000 | 5,000 |
| Circuit Breaker | MCB TP: 63A, Brand: Legrand | Local | Pcs | 1 | 2,600 | 2,600 |
| | MCB TP: 32A, Brand: Legrand | Local | Pcs | 2 | 1,850 | 3,700 |
| | MCB DP: 16A, Brand: Legrand | Local | Pcs | 4 | 1,200 | 4,800 |
| Combined Socket with MK box | Capacity 13A, Brand: Legrand | Local | Pcs | 6 | 550 | 3,300 |
| Electric Cable | 1x10rm, Brand: BRB | Local | Coil | 1 | 9,698 | 9,698 |
| | 1x1.5rm, Brand: BRB | Local | Coil | 1 | 1,583 | 1,583 |
| | 110/76-3Core, Brand: BRB | Local | Coil | 1 | 12,860 | 12,860 |
| | 1x2.5re, Brand: BRB | Local | Coil | 1 | 2,500 | 2,500 |
| Air Conditioner | Capacity: 2T, Brand: Gree, With AC Timer Supply, Deliver & Installation | China | Pcs | 1 | 85,000 | 85,000 |
| Security Surveillance System | Type of Camera: IR Dome, Resolution: 1.3 MP | India | Pcs | 2 | 7,200 | 14,400 |
| Access Control System | Biometric Access control System with installation<br>Brand: Matric | India | Pcs | 1 | 50,000 | 50,000 |
| Generator (Diesel) | 50 KVA Brand: Well and, Engine: PERKINS | UK | Pcs | 1 | 855,000 | 855,000 |

| Name of Product | Technical Specification and Equipment Details | Country of Origin | Measure of Unit | Qty | Rate | Amount (BDT) |
|---|---|---|---|---|---|---|
| UPS | Online UPS, Brand: APC, Model: Galaxy MGE 300, Output power capacity: 16.0 KW/ 20 KVA, Backup time: 4hour(s) at full load | USA | Pcs | 2 | 2,000,000 | 4,000,000 |
| **Gulshan NOC & POP** | | | | | | |
| Router | Cisco ASR 9010, Dimension 10U, Capacity up to 6.2Tbps, Line Card: 100/10/1G | USA | Pcs | 1 | 13,750,000 | 13,750,000 |
| Switch | Cisco Catalyst 3850 48 SE, Dimension 1U, Capacity up to 176 Gbps, Interface Type:10/100/1000Mbps | USA | Pcs | 3 | 1,400,000 | 4,200,000 |
| Bandwidth Manager | ET Software + Dell R720 Hardware, Capacity up to 10G, Interface Type: 1/10G | USA | Pcs | 1 | 1,325,000 | 1,325,000 |
| Dense Wavelength Division Multiplexing | Tejas TJ1600C, Dimension 9U, Capacity up to 80Gbps, Interface Type E1/STM1/STM4/STM16/STM64/GE/10GE | India | Pcs | 1 | 5,200,000 | 5,200,000 |
| Network Rack | Size: 42U – 800mm Width x 1000mm Depth x 2055mm Height | China | pcs | 1 | 55,200 | 55,200 |
| Metered Rack Power Distribuiton Unit (PDU) | Capcity:32A, Brand: APC | USA | PCS | 2 | 74,750 | 149,500 |
| UTP Cable | Category: Cat-6, Brand: Holdkey/Dintek | China | Box | 2 | 10,250 | 20,500 |
| Fiber Optic Cable | 12 Core Cable for backbone | Local | Meter | 1800 | 32 | 57,600 |
| Fiber Patch Cord | SC/SC, SC/LC, FC/LC | Local | Pcs | 40 | 157 | 6,280 |
| Fiber Patch Cord Adapter | SC/SC, SC/LC, FC/LC | Local | Pcs | 15 | 120 | 1,800 |
| Fiber Jointer Box with sleever | 4 Way Terminal Joint | Local | PCS | 6 | 210 | 1,260 |
| Media Converter Chassis | Slots: 14, Nominal output Voltage range 220V, Power Consumption: 240W max, Brand: Totten | China | Pcs | 1 | 14,500 | 14,500 |
| Fiber Optical Distribution Frame (ODF) | 48port | Local | Pcs | 1 | 5,800 | 5,800 |
| Media Converter | 1.25G Duplex, Brand: Optfocus/Knitex | China | Pcs | 14 | 1,748 | 24,472 |
| Power Distribution Box | W18xL24xD6-inch | Local | Pcs | 1 | 5,000 | 5,000 |
| Circuit Breaker | MCCB TP: 63A, Brand: Legrand | Local | Pcs | 1 | 8,500 | 8,500 |
| | MCB TP: 40A, Brand: Legrand | Local | Pcs | 2 | 1,850 | 3,700 |
| | MCB DP: 32A, Brand: Legrand | Local | Pcs | 4 | 1,200 | 4,800 |
| | MCB SP: 16A, Brand: Legrand | Local | Pcs | 4 | 850 | 3,400 |
| Combined Socket with MK box | Capacity 13A, Brand: Legrand | Local | Pcs | 6 | 550 | 3,300 |
| Electric Cable | 1x10rm, Brand: BRB | Local | Coil | 1 | 9,698 | 9,698 |
| | 110/76-3Core, Brand: BRB | Local | Coil | 1 | 12,860 | 12,860 |
| | 1x2.5re, Brand: BRB | Local | Coil | 1 | 2,500 | 2,500 |
| Air Conditioner | Capcity: 2T, Brand: Gree, With AC Timer, Supply, Deliver & Installation | China | Pcs | 1 | 85,000 | 85,000 |
| Generator (Diesel) | 50 KW Brand: Welland, Engine: PERKINS | UK | Pcs | 1 | 800,000 | 800,000 |
| UPS | Online UPS, Brand: APC, Model: Galaxy MGE 300, Output power capacity: 16.0 KW atts / 20 KVA, Backup time: 4hour(s) at full load | USA | Pcs | 2 | 2,000,000 | 4,000,000 |

| Name of Product | Technical Specification and Equipment Details | Country of Origin | Measure of Unit | Qty | Rate | Amount (BDT) |
|---|---|---|---|---|---|---|
| **Motijheel POP** | | | | | | |
| Router | Cisco ASR 9010, Dimension 10U, Capacity up to 6.2Tbps, Line Card: 100/10/1G | USA | Pcs | 1 | 13,750,000 | 13,750,000 |
| Switch | Dell Force10 s4810, Capacity up to 1.2Tbps, Interface Type :1/10/40G | USA | Pcs | 2 | 850,000 | 1,700,000 |
| Bandwidth Manager | ET Software + Dell R720 Hardware, Capacity up to 10G, Interface Type: 1/10G | USA | Pcs | 1 | 1,325,000 | 1,325,000 |
| Dense Wavelength Division Multiplexing | Tejas TJ1400C, Dimension 4U, Capacity up to 60Gbps, Interface Type E1/STM1/STM4/STM16/STM64/GE | India | Pcs | 1 | 2,800,000 | 2,800,000 |
| Network Rack | Size: 42U – 800mm Width x 1000mm Depth x 2055mm Height | China | pcs | 1 | 55,200 | 55,200 |
| Metered Rack Power Distribution Unit (PDU) | Capcity:32A , Brand: APC | USA | PCS | 2 | 74,750 | 149,500 |
| UTP Cable | Category: Cat-6, Brand: Holdkey/Dintek | China | Box | 3 | 10,250 | 30,750 |
| Fiber Optic Cable | 12 Core Cable for backbone | Local | Meter | 600 | 32 | 19,200 |
| Fiber Patch Cord | SC/SC, SC/LC, FC/LC | Local | Pcs | 20 | 157 | 3,140 |
| Fiber Jointer Box with sleever | 4 Way Terminal Joint | Local | PCS | 6 | 210 | 1,260 |
| Media Converter Chassis | Slots: 14, Nominal output Voltage range 220V, Power Consumption: 240W max, Brand: Totten | China | Pcs | 1 | 14,500 | 14,500 |
| Fiber Optical Distribution Frame (ODF) | 48port | Local | Pcs | 1 | 5,800 | 5,800 |
| Media Converter | 1.25G Duplex, Brand: Optfocus/Knitex | China | Pcs | 14 | 1,748 | 24,472 |
| Power Distribution Box | W18xL24xD6-inch | Local | Pcs | 5000 | 1 | 5,000 |
| Circuit Breaker | MCB TP: 40A, Brand: Legrand | Local | Pcs | 1 | 1,850 | 1,850 |
| | MCB TP: 32A, Brand: Legrand | Local | Pcs | 3 | 1,850 | 5,550 |
| | MCB DP: 16A, Brand: Legrand | Local | Pcs | 4 | 1,200 | 4,800 |
| Combined Socket with MK box | Capacity 13A, Brand: Legrand | Local | Pcs | 6 | 550 | 3,300 |
| Electric Cable | 1x10rm, Brand: BRB | Local | Coil | 1 | 9,698 | 9,698 |
| | 110/76-3Core, Brand: BRB | Local | Coil | 1 | 12,860 | 12,860 |
| | 1x2.5re, Brand: BRB | Local | Coil | 1 | 2,500 | 2,500 |
| Air Conditioner | Capacity: 2T, Brand: Gree, With AC Timer, Supply, Deliver & Installation | China | Pcs | 1 | 85,000 | 85,000 |
| Security Surveillance System | Type of Camera: IR Dome, Resolution: 1.3 MP | India | Pcs | 2 | 7,200 | 14,400 |
| Grounding | 1x10rm NYY Plain annealed Copper conductor., Earthing Chamber: 3 Pit | Local | Nos | 1 | 30,000 | 30,000 |
| Generator (Diesel) | 50 KW Brand: Welland, ENGINE:PERKINS | UK | Pcs | 1 | 800,000 | 800,000 |
| UPS | Online UPS, Brand: APC, Model: Galaxy MGE 300, Output power capacity: 16.0 KW atts / 20 KVA, Backup time: 4hour(s) at full load | USA | Pcs | 2 | 2,000,000 | 4,000,000 |
| **Chittagong NOC & POP** | | | | | | |
| Router | Cisco ASR 9010, Dimension 10U, Capacity up to 6.2Tbps, Line Card: 100/10/1G | USA | Pcs | 1 | 13,750,000 | 13,750,000 |
| Switch | Dell Force10 s4810, Capacity up to 1.2Tbps, Interfac Type :1/10/40G | USA | Pcs | 2 | 850,000 | 1,700,000 |

| Name of Product | Technical Specification and Equipment Details | Country of Origin | Measure of Unit | Qty | Rate | Amount (BDT) |
|---|---|---|---|---|---|---|
| Switch | Cisco Catalyst 3850 48 SE, Dimension 1U, Capacity up to 176 Gbps, Interface Type:10/100/1000Mbps | USA | Pcs | 2 | 1,400,000 | 2,800,000 |
| Bandwidth Manager | ET Software + Dell R720 Hardware, Capacity up to 10G, Interface Type: 1/10G | USA | Pcs | 1 | **1,325,000** | 1,325,000 |
| Dense Wavelength Division Multiplexing | Tejas TJ1600C, Dimension 9U, Capacity up to 80Gbps, Interface Type E1/STM1/STM4/STM16/STM64/GE/10GE | | Pcs | 1 | 5,200,000 | 5,200,000 |
| Network Rack | Size: 42U – 800mm Width x 1000mm Depth x 2055mm Height | China | pcs | 1 | 55,200 | 55,200 |
| Metered Rack Power Distribution Unit (PDU) | Capcity:32A , Brand: APC | USA | PCS | 2 | 74,750 | 149,500 |
| UTP Cable | Category: Cat-6, Brand: Holdkey/Dintek | China | Box | 3 | 10,250 | 30,750 |
| Fiber Optic Cable | 12 Core Cable for backbone | Local | Meter | 2800 | 32 | 89,600 |
| Fiber Patch Cord | SC/SC, SC/LC, FC/LC | Local | Pcs | 20 | 157 | 3,140 |
| Fiber Patch Cord Adapter | SC/SC, SC/LC, FC/LC | Local | Pcs | 10 | 120 | 1,200 |
| Fiber Jointer Box with sleever | 4 Way Terminal Joint | Local | PCS | 6 | 210 | 1,260 |
| Media Converter Chassis | Slots: 14, Nominal output Voltage range 220V, Power Consumption: 240W max, Brand: Totten | China | Pcs | 1 | 14,500 | 14,500 |
| Fiber Optical Distribution Frame (ODF) | 48port | Local | Pcs | 1 | 5,800 | 5,800 |
| Media Converter | 1.25G Duplex, Brand: Optfocus/Knitex | China | Pcs | 14 | 1,748 | 24,472 |
| Power Distribution Box | W18xL24xD6-inch | Local | Pcs | 1 | 5,000 | 5,000 |
| Circuit Breaker | MCB TP: 63A, Brand: Legrand | Local | Pcs | 1 | 2,600 | 2,600 |
| | MCB TP: 32A, Brand: Legrand | Local | Pcs | 2 | 1,850 | 3,700 |
| | MCB DP: 16A, Brand: Legrand | Local | Pcs | 4 | 1,200 | 4,800 |
| Combined Socket with MK box | Capacity 13A, Brand: Legrand | Local | Pcs | 6 | 550 | 3,300 |
| Electric Cable | 1x10rm, Brand: BRB | Local | Coil | 1 | 9,698 | 9,698 |
| | 110/76-3Core, Brand: BRB | Local | Coil | 1 | 12,860 | 12,860 |
| | 1x2.5re, Brand: BRB | Local | Coil | 1 | 2,500 | 2,500 |
| Air Conditioner | Capacity: 2T, Brand: Gree, With AC Timer, Supply, Deliver & nstallation | China | Pcs | 1 | 85,000 | 85,000 |
| Security Surveillance System | Type of Camera: IR Dome, Resolution: 1.3 MP | India | Pcs | 2 | 7,200 | 14,400 |
| Generator | 43 KW Brand: Koheler, Engine: PERKINS | UK | Pcs | 1 | 727,500 | 727,500 |
| UPS | Online UPS, Brand: APC, Model: Galaxy MGE 300, Output power capacity: 16.0 KW atts / 20 KVA, Backup time: 4hour(s) at full load | USA | Pcs | 2 | 2,000,000 | 4,000,000 |
| **Bogra POP** | | | | | | |
| Router | Cisco ASR 1004, Dimension 4U, Capacity up to 100 Gbps, Line Card:10/1G | USA | Pcs | 1 | 3,000,000 | 3,000,000 |
| Server | Monitoring Software + Dell PE R730, Dimension 2 U, Capacity up to 10Gbps, Interface Type 1/10G | USA | Pcs | 1 | 1,000,000 | 1,000,000 |

| Name of Product | Technical Specification and Equipment Details | Country of Origin | Measure of Unit | Qty | Rate | Amount (BDT) |
|---|---|---|---|---|---|---|
| Switch | Cisco Catalyst 2960, Dimension 1U, Capacity up to 100 Gbps, Line Card:10/100/1000 Mbps | USA | Pcs | 2 | 1,054,500 | 2,109,000 |
| Dense Wavelength Division Multiplexing | Tejas TJ1400C, Dimension 4U, Capacity up to 60Gbps, Interface Type E1/STM1/STM4/STM16/STM64/GE | India | Pcs | 1 | 2,800,000 | 2,800,000 |
| Network Rack | Size: 42U – 800mm Width x 1000mm Depth x 2055mm Height | China | pcs | 1 | 55,200 | 55,200 |
| Metered Rack Power Distribuiton Unit (PDU) | Capcity:32A, Brand: APC | USA | PCS | 2 | 74,750 | 149,500 |
| UTP Cable | Category: Cat-6, Brand: Holdkey/Dintek | China | Box | 4 | 10,250 | 41,000 |
| Fiber Optic Cable | 12 Core Cable for backbone | Local | Meter | 400 | 32 | 12,800 |
| Fiber Patch Cord | SC/SC, SC/LC, FC/LC | Local | Pcs | 30 | 157 | 4,710 |
| Fiber Patch Cord Adapter | SC/SC, SC/LC, FC/LC | Local | Pcs | 10 | 120 | 1,200 |
| Fiber Jointer Box with sleever | 4 Way Terminal Joint | Local | PCS | 6 | 210 | 1,260 |
| Media Converter Chassis | Slots: 14, Nominal output Voltage range 220V, Power Consumption: 240W max, Brand: Totten | China | Pcs | 2 | 14,500 | 29,000 |
| Fiber Optical Distribution Frame (ODF) | 48port | Local | Pcs | 1 | 5,800 | 5,800 |
| Media Converter | 1.25G Duplex, Brand: Optfocus/Knitex | China | Pcs | 28 | 1,748 | 48,944 |
| Power Distribution Box | W18xL24xD6-inch | Local | Pcs | 1 | 5,000 | 5,000 |
| Circuit Breaker | MCB TP: 63A, Brand: Legrand | Local | Pcs | 1 | 2,600 | 2,600 |
| | MCB TP: 32A, Brand: Legrand | Local | Pcs | 2 | 1,850 | 3,700 |
| | MCB DP: 16A, Brand: Legrand | Local | Pcs | 6 | 1,200 | 7,200 |
| Combined Socket with MK box | Capacity 13A, Brand: Legrand | Local | Pcs | 8 | 550 | 4,400 |
| Electric Cable | 1x10rm, Brand: BRB | Local | Coil | 1 | 9,698 | 9,698 |
| | 1x1.5rm, Brand: BRB | Local | Coil | 1 | 1,583 | 1,583 |
| | 110/76-3Core, Brand: BRB | Local | Coil | 1 | 12,860 | 12,860 |
| | 1x2.5re, Brand: BRB | Local | Coil | 1 | 2,500 | 2,500 |
| Air Conditioner | Capcity: 2T, Brand: Gree, With AC Timer, Supply, Deliver & Installation | China | Pcs | 2 | 85,000 | 170,000 |
| Security Surveillance System | Type of Camera: IR Dome, Resolution: 1.3 MP | India | Pcs | 2 | 7,200 | 14,400 |
| Access Control System | Biometric Access control System with installation, Brand: Matric | India | Pcs | 1 | 50,000 | 50,000 |
| Tower | 3-leg 100ft tower with aviation light, Lighting Arrestor with 16mm 03ft copper rod, including supply & installation | Local | Nos | 1 | 207,000 | 207,000 |
| Grounding | 1x10rm NYY, Plained annealed Copper conductor.Earthing Chamber: 3 Pit | Local | Nos | 1 | 30,000 | 30,000 |
| Generator (Diesel) | 33 KW Brand: Aksa Engine: Aksa | Turkey | Pcs | 1 | 500,000 | 500,000 |
| UPS | Online UPS, Brand: APC, Model: Galaxy MGE 3000, Output power capacity: 8.0 KWatts / 10 KVA, Backup time: 4hour(s) at full load | USA | Pcs | 2 | 1,000,000 | 2,000,000 |

| Name of Product | Technical Specification and Equipment Details | Country of Origin | Measure of Unit | Qty | Rate | Amount (BDT) |
|---|---|---|---|---|---|---|
| Office Decoration | Decoration work with office furniture | N/A | Job | 1 | 500,000 | 500,000 |
| Pickup (New) | | India | Pcs | 1 | 1,000,000 | 1,000,000 |
| **Khulna POP** | | | | | | |
| Router | Cisco ASR 1004, Dimension 4U, Capacity up to 100 Gbps, Line Card:10/1G | USA | Pcs | 1 | 3,000,000 | 3,000,000 |
| Server | Monitoring Software + Dell PE R730, Dimension 2 U, Capacity up to 10Gbps, Interface Type 1/10G | USA | Pcs | 1 | 1,000,000 | 1,000,000 |
| Switch | Cisco Catalyst 2960, Dimension 1U, Capacity up to 100 Gbps, Line Card:10/100/1000 Mbps | USA | Pcs | 2 | 1,054,500 | 2,109,000 |
| Dense Wavelength Division Multiplexing | Tejas TJ1400C, Dimension 4U, Capacity up to 60Gbps, Interface Type E1/STM1/STM4/STM16/STM64/GE | India | Pcs | 1 | 2,800,000 | 2,800,000 |
| Network Rack | Size: 42U – 800mm Width x 1000mm Depth x 2055mm Height | China | pcs | 1 | 55,200 | 55,200 |
| Metered Rack Power Distribuiton Unit (PDU) | Capcity:32A, Brand: APC | USA | PCS | 2 | 74,750 | 149,500 |
| UTP Cable | Category: Cat-6, Brand: Holdkey/Dintek | China | Box | 4 | 10,250 | 41,000 |
| Fiber Optic Cable | 12 Core Cable for backbone | Local | Meter | 2200 | 32 | 70,400 |
| Fiber Patch Cord | SC/SC, SC/LC, FC/LC | Local | Pcs | 50 | 157 | 7,850 |
| Fiber Patch Cord Adapter | SC/SC, SC/LC, FC/LC | Local | Pcs | 20 | 120 | 2,400 |
| Fiber Jointer Box with sleever | 4 Way Terminal Joint | Local | PCS | 12 | 210 | 2,520 |
| Media Converter Chassis | Slots: 14, Nominal output Voltage range 220V, Power Consumption: 240W max, Brand: Totten | China | Pcs | 2 | 14,500 | 29,000 |
| Fiber Optical Distribution Frame (ODF) | 48port | Local | Pcs | 1 | 5,800 | 5,800 |
| Media Converter | 1.25G Duplex, Brand: Optfocus/Knitex | China | Pcs | 28 | 1,748 | 48,944 |
| Power Distribution Box | W18xL24xD6-inch | Local | Pcs | 1 | 5,000 | 5,000 |
| Circuit Breaker | MCB TP: 63A, Brand: Legrand | Local | Pcs | 1 | 2,600 | 2,600 |
| | MCB TP: 32A, Brand: Legrand | Local | Pcs | 3 | 1,850 | 5,550 |
| | MCB DP: 16A, Brand: Legrand | Local | Pcs | 4 | 1,200 | 4,800 |
| Combined Socket with MK box | Capacity 13A, Brand: Legrand | Local | Pcs | 8 | 550 | 4,400 |
| Electric Cable | 1x10rm, Brand: BRB | Local | Coil | 1 | 9,698 | 9,698 |
| | 1x1.5rm, Brand: BRB | Local | Coil | 2 | 1,583 | 3,166 |
| | 110/76-3Core, Brand: BRB | Local | Coil | 1 | 12,860 | 12,860 |
| | 1x2.5re, Brand: BRB | Local | Coil | 1 | 2,500 | 2,500 |
| Air Conditioner | Capcity: 2T, Brand: Gree, With AC Timer, Supply, Deliver & Installation | China | Pcs | 2 | 85,000 | 170,000 |
| Security Surveillance System | Type of Camera: IR Dome, Resolution: 1.3 MP | India | Pcs | 2 | 7,200 | 14,400 |
| Access Control System | Biometric Access control System with installation<br>Brand: Matric | India | Pcs | 1 | 50,000 | 50,000 |

| Name of Product | Technical Specification and Equipment Details | Country of Origin | Measure of Unit | Qty | Rate | Amount (BDT) |
|---|---|---|---|---|---|---|
| Tower | 3-leg 100ft tower with aviation light, Lighting Arrestor with 16mm 03ft copper rod, including supply & installation | Local | Nos | 1 | 207,000 | 207,000 |
| Grounding | 1x10rm NYY Plained annealed Copper conductor. Earthing Chamber: 3 Pit | Local | Nos | 1 | 30,000 | 30,000 |
| Generator (Diesel) | 33 KW Brand: Aksa Engine: Aksa | Turkey | Pcs | 1 | 500,000 | 500,000 |
| UPS | Online UPS, Brand: APC, Model: Galaxy MGE 3000, Output power capacity: 8.0 KWatts / 10 KVA, Backup time: 4hour(s) at full load | USA | Pcs | 2 | 1,000,000 | 2,000,000 |
| Office Decoration | Decoration work with office furniture | N/A | Job | 1 | 500,000 | 500,000 |
| Pickup (New) | | India | Pcs | 1 | 1,000,000 | 1,000,000 |
| **Sylhet POP** | | | | | | |
| Router | Cisco ASR 1004, Dimension 4U, Capacity up to 100 Gbps, Line Card:10/1G | USA | Pcs | 1 | 3,000,000 | 3,000,000 |
| Server | Monitoring Software + Dell PE R730, Dimension 2 U, Capacity up to 10Gbps, Interface Type 1/10G | USA | Pcs | 1 | 1,000,000 | 1,000,000 |
| Switch | Cisco Catalyst 2960, Dimension 1U, Capacity up to 100 Gbps, Line Card:10/100/1000 Mbps | USA | Pcs | 2 | 1,054,500 | 2,109,000 |
| Dense Wavelength Division Multiplexing | Tejas TJ1400C, Dimension 4U, Capacity up to 60Gbps, Interface Type E1/STM1/STM4/STM16/STM64/GE | India | Pcs | 1 | 2,800,000 | 2,800,000 |
| Network Rack | Size: 42U – 800mm Width x 1000mm Depth x 2055mm Height | China | pcs | 1 | 55,200 | 55,200 |
| Metered Rack Power Distribuiton Unit (PDU) | Capcity:32A, Brand: APC | USA | PCS | 2 | 74,750 | 149,500 |
| UTP Cable | Category: Cat-6, Brand: Holdkey/Dintek | China | Box | 4 | 10,250 | 41,000 |
| Fiber Optic Cable | 12 Core Cable for backbone | Local | Meter | 750 | 32 | 24,000 |
| Fiber Patch Cord | SC/SC, SC/LC, FC/LC | Local | Pcs | 30 | 157 | 4,710 |
| Fiber Patch Cord Adapter | SC/SC, SC/LC, FC/LC | Local | Pcs | 10 | 120 | 1,200 |
| Fiber Jointer Box with sleever | 4 Way Terminal Joint | Local | PCS | 10 | 210 | 2,100 |
| Media Converter Chassis | Slots: 14, Nominal output Voltage range 220V, Power Consumption: 240W max, Brand: Totten | China | Pcs | 2 | 14,500 | 29,000 |
| Fiber Optical Distribution Frame (ODF) | 48port | Local | Pcs | 1 | 5,800 | 5,800 |
| Media Converter | 1.25G Duplex, Brand: Optfocus/Knitex | China | Pcs | 28 | 1,748 | 48,944 |
| Power Distribution Box | W18xL24xD6-inch | Local | Pcs | 1 | 5,000 | 5,000 |
| Circuit Breaker | MCB TP: 63A, Brand: Legrand | Local | Pcs | 1 | 2,600 | 2,600 |
| | MCB TP: 32A, Brand: Legrand | Local | Pcs | 3 | 1,850 | 5,550 |
| | MCB DP: 16A, Brand: Legrand | Local | Pcs | 4 | 1,200 | 4,800 |
| Combined Socket with MK box | Capacity 13A, Brand: Legrand | Local | Pcs | 8 | 550 | 4,400 |
| Electric Cable | 1x10rm, Brand: BRB | Local | Coil | 1 | 9,698 | 9,698 |
| | 1x1.5rm, Brand: BRB | Local | Coil | 1 | 1,583 | 1,583 |

| Name of Product | Technical Specification and Equipment Details | Country of Origin | Measure of Unit | Qty | Rate | Amount (BDT) |
|---|---|---|---|---|---|---|
| | 110/76-3Core, Brand: BRB | Local | Coil | 1 | 12,860 | 12,860 |
| | 1x2.5re, Brand: BRB | Local | Coil | 1 | 2,500 | 2,500 |
| Air Conditioner | Capcity: 2T, Brand: Gree, With AC Timer, Supply, Deliver & Installation | China | Pcs | 2 | 85,000 | 170,000 |
| Security Surveillance System | Type of Camera: IR Dome, Resolution: 1.3 MP | India | Pcs | 2 | 7,200 | 14,400 |
| Access Control System | Biometric Access control System with installation, Brand: Matric | India | Pcs | 1 | 50,000 | 50,000 |
| Tower | 3-leg 100ft tower with aviation light, Lighting Arrestor with 16mm 03ft copper rod, including supply & installation | Local | Nos | 1 | 207,000 | 207,000 |
| Grounding | 1x10rm NYY Plained annealed Copper conductor. Earthing Chamber: 3 Pit | Local | Nos | 1 | 30,000 | 30,000 |
| Generator | 33 KW Brand: Aksa Engine: Aksa | Turkey | Pcs | 1 | 500,000 | 500,000 |
| UPS | Online UPS, Brand: APC, Model: Galaxy MGE 3000, Output power capacity: 8.0 KWatts / 10 KVA, Backup time: 4hour(s) at full load | USA | Pcs | 2 | 1,000,000 | 2,000,000 |
| Office Decoration | Decorationwork with office furniture | N/A | Job | 1 | 500,000 | 500,000 |
| Pickup (New) | | N/A | Pcs | 1 | 1,000,000 | 1,000,000 |
| **Total** | | | | | | **154,667,531** |

## 3. Data Center Setup:

As per the Report of the Independent Practitioner (Page No. 193 of this Prospectus), "ANL planned for complying with TIA-942 Tier-3 requirements. We have compared the planned facilities and provisions with the Rating-3 requirements of the TIA 942 (2014) standard. The plan complies with all the requirements of the Rating-3 Requirement Matrix except the following items in the Architecture domain:

11.3 Multi-tenant occupancy within building
*There are other tenants in this building. But, there was no impact to our business caused by other tenants. It satisfies the T2 requirements.*

1.23.1 Facility design to International Building Code (IBC) Seismic Design Category (SDC) requirements
*The building was constructed by following BNBC 1993, which is applicable for Bangladesh's building construction. However, according to the seismic zone map of BNBC 2006 (Page 6-52 & 6-53), Dhaka is located in Zone-2 which has a moderate vulnerability level. Dhaka has a Zone Coefficient is 0.15 where Zone-1 has 0.075 and Zone-3 has 0.25. Therefore, we consider it as T2 level.*

11.23.8 Floor loading capacity superimposed live load
*Not available. However, we did not receive any structure design document. We received and checked the architectural designs. Therefore, we cannot ascertain its load bearing capacity beyond 150 Lbf/sq. ft.*

Therefore, we evaluated the rating of this planned data center as $\mathbf{T_3E_3A_2M_3}$. It means Tier-3 rating in Telecommunications, Electrical and Mechanical domains though Tier-2 in Architecture domain."

| articulars | Technical Specification and Equipment details | Product Origin | Measure of Unit | Qty | Rate | Total Cost |
|---|---|---|---|---|---|---|
| **Decoration & Interior Work** | | | | | | |
| Raised Floor System | Brand: Mero, Model: Type 6 NB30-6200, | Germany | Sft. | 1800 | 1,750 | 3,150,000 |
| Steel Ventilation Panel: | Brand: Mero, Model: Type LPL 32-RR30-3 | Germany | Sft. | 100 | 8,000 | 800,000 |
| Insulation | To supply, fitting and fixing of Thermal Insulation with both side Anti static Foil paper pasting (Top side Foil cloth and down side plain foil paper for heat preservation and sound absorption) | N/A | Sft | 1800 | 225 | 405,000 |
| Ramp | Making of Ramp with civil Treatment (size: 13'-0" x 5'-0" x 1'-6") made with best quality Brick chips, sand cement all complete | N/A | Job | 1 | 55,000 | 55,000 |
| SRG - Signal References Grid | Widths range from 100 to 600 millimeters. Side heights between 60 and 110 millimeters, Brand: OBO Betterman including setup cost | German | Job | 1 | 297,500 | 297,500 |
| Air Grommets | Dimensions: 8.375" X 10.875", 0.18" flange thickness, 6.50" x 9.00" cutout size, 4.75" x 7.25" useable area, Brand: Conteg | Czech Republic | Pcs | 16 | 8,600 | 137,600 |
| Installation Charge | installation should be done by TIA 942 Standard by supplier | N/A | Job | 1 | 32,000 | 32,000 |
| Brick Work | 5" brick | Loacl | Sft | 2500 | 120 | 300,000 |
| Plaster work | 1/2" thick plaster | Local | Sft | 2500 | 26 | 65,000 |
| Tiles work & Power Room Wall | 600 x 600mm Tiles | Local | Sft | 1000 | 130 | 130,000 |
| Paint work | Normal Wall Paint | Local | Sft | 4000 | 20 | 80,000 |
| Epoxy Paint work inside Data center | Epoxy paint for server room and power room & NOC Room | | Sft | 2000 | 88 | 176,000 |
| Tempered Glass partition | Thickness 10mm | Local | Sft | 320 | 630 | 201,600 |
| Tempered glass door | Tempered glass door (size: 3'-0"X 7'-0") | Local | Sft | 3 | 34,200 | 102,600 |
| Tempered glass Double door | Tempered glass door (size: 4'-0"X 7'-0") | Local | Sft | 2 | 47,500 | 95,000 |
| Fire Rated Double Door | Dimension: 5.5 x 7 Feet, Protection 3 hrs Rating Standard/UL 10c/NFPA 80. | India | Pcs | 2 | 364,200 | 728,400 |
| Fire Rated SS Metal Door | For NOC, Emergency Door, Dimension: 3.5 x 7 Feet, Protection 3 hrs Rating Standard/UL 10c/ NFPA 80. | India | pcs | 3 | 104,000 | 312,000 |
| Logo | Supply, fitting & fixing made by plastic wood/ glass & sticker at Inside & Entry, as per direction | Local | Job | 1 | 29,700 | 29,700 |
| Access Control System | Door Access Control with Finger, PIN and Card, Brand: KIZONE with installation & accessories | Taiwan | pcs | 5 | 86,200 | 431,000 |
| CCTV | Sony CCD Night Vision (IR) Dome Camera Bracket & Power Supply, Brand: iPXA | UK | pcs | 20 | 7,200 | 144,000 |
| | HDD (Hard Disk Drive), NVR (Network Video Recorder), Supply & Installation | | Job | 1 | 180,000 | 180,000 |
| Pest Control | Master control panel Brand: Maser; Origin: India VHFO digital mini control panel for rodent repellant system | India | set | 2 | 1,481,700 | 2,963,400 |
| LED Display | 4 nos 55" Display Brand: LG/Sony | China | Pcs | 4 | 101,862 | 407,449 |
| **Electrical and Mechanical** | | | | | | |

| articulars | Technical Specification and Equipment details | Product Origin | Measure of Unit | Qty | Rate | Total Cost |
|---|---|---|---|---|---|---|
| Electrical Goods | EMDB 1 & 2 : Simple Network Management Protocol (SNMP) Base Power Monitoring System 16 & 18 SWG (Standard Wire Gauge) Sheet steel fabricated, Floor/Wall mounting with top and bottom cable entry including bus bar, MCCB (Molded case circuit breakers) circuit breaker & Metering panel,Brand: Schneider Electric | EU | Pcs | 2 | 360,000 | 720,000 |
| | MDB 1 & 2 : 16 & 18 SWG (Standard Wire Gauge) Sheet steel fabricated, Floor/Wall mounting with top and bottom cable entry including bus bar, MCCB (Molded case circuit breakers) circuit breaker & Metering panel, Brand: Schneider Electric | EU | Pcs | 2 | 220,000 | 440,000 |
| | UPS DB 1 & 2 : 16 & 18 SWG (Standard Wire Gauge) Sheet steel fabricated, Floor/Wall mounting with top and bottom cable entry including bus bar, MCCB (Molded case circuit breakers) circuit breaker & Metering panel, Brand: Schneider Electric | EU | Pcs | 2 | 130,000 | 260,000 |
| | CRAC DB: 16 & 18 SWG Sheet steel fabricated, Floor/Wall mounting with top and bottom cable entry including bus bar, MCCB (Molded case circuit breakers) circuit breaker & Metering panel, Brand: Schneider Electric | EU | Pcs | 1 | 130,000 | 130,000 |
| | SECURITY DB : Box type single phase circuit breaker holder with N+PE . Panel Dimension :(153x254x153) mm (L X W XD). Brand: Schneider Electric | EU | Pcs | 1 | 25,000 | 25,000 |
| | ACO (Automatic Change Over) TP: 18 SWG Sheet steel fabricated, wall mounting with top and bottom cable entry. Brand: Schneider Electric | EU | Pcs | 2 | 190,000 | 380,000 |
| | Industrial Socket for Rack, Capacity: 32A | Local | Pcs | 56 | 4,500 | 252,000 |
| | MK & Combined Socket, Brand: Legrand | Local | Pcs | 56 | 570 | 31,920 |
| | Generator ATS Panel: Brand: Energypac, Capacity: 300 KVA | Local | Pcs | 2 | 250,000 | 500,000 |
| | LT/CT Panel at Substation: Brand: ABB | EU | Pcs | 2 | 70,000 | 140,000 |
| | Phase correction device with remote monitoring facility, Brand Name: Socomec | France | Job | 1 | 500,000 | 500,000 |
| | Energy Management Solution: To monitor & simulating all node power consumption with web base dashboard<br>Brand: Socomec, Software license: 1 Year | EU | Job | 1 | 3,500,000 | 3,500,000 |
| | Surge Protection Device, Brand: OBO Bettermann, Surge Hits: 250 No's | German | pcs | 2 | 250,000 | 500,000 |
| Electrical Cable | Cable for EMDB-1,2 : Brand: BRB/BBS Cable 1Cx150rm NYY Plain annealed Copper conductor. | Local | Coil | 3 | 153,857 | 461,571 |
| | Cable For AVR INPUT & Output : Brand: BRB/BBS Cable 1Cx95rm NYY Plain annealed Copper conductor. | Local | Coil | 3 | 98,831 | 296,493 |
| | UPS-1 & UPS-2 Incoming & Bypass: Brand: BRB/BBS Cable 1Cx50rm NYY Plain annealed Copper conductor. | Local | Coil | 1 | 53,962 | 53,962 |
| | UPS-1 & UPS-2 Outgoing: Brand: BRB/BBS Cable 1x50rm NYY Plain annealed Copper conductor. | Local | Coil | 1 | 53,962 | 53,962 |
| | From MDB-1 & MDB-2 to CRAC DB Brand: BRB/BBS Cable 1x50rm NYY Plain annealed Copper conductor. | Local | Coil | 1 | 53,962 | 53,962 |
| | From EMDB-1 & EMDM-2 to UTILITY DB: Brand: BRB/BBS Cable 1x25rm NYY Plain annealed Copper conductor. | Local | Coil | 3 | 28,706 | 86,118 |

| articulars | Technical Specification and Equipment details | Product Origin | Measure of Unit | Qty | Rate | Total Cost |
|---|---|---|---|---|---|---|
| | Insulated Cable for Commando Socket, AC wiring, Power Utility wiring, Security system wiring: Brand: BRB/BBS Cable 3x4rm BYA Plain Copper conductor | Local | Coil | 10 | 11,841 | 118,410 |
| | Substation MDB (Main Distribution Boards) panel installation DB: Brand: BRB/BBS Cable 1x185rm NYY Plain annealed Copper conductor. | Local | Coil | 4 | 189,662 | 758,648 |
| | Substation to Floor DB Cable laying inside duct. Brand: BRB/BBS Cable 1x185rm NYY Plain annealed Copper conductor | Local | Coil | 8 | 189,662 | 1,517,296 |
| | Substation to transformer & Generator Cable laying and CT/LT panel installation. Brand: BRB/BBS Cable 1x185rm NYY Plain annealed Copper conductor | Local | Coil | 4 | 189,662 | 758,648 |
| | Generator & Substation ATS (Automatic Transfer Switch) panel installation for backup Generator. Brand: BRB/BBS Cable 1x185rm NYY Plain annealed Copper conductor | Local | Coil | 4 | 189,662 | 758,648 |
| | Earthing cable for MDB (main distribution board)-1,2 ; EMDB (Electrical main distribution board)-1,2 ; ACO (Automatic Change Over) -1,2 ; AVR( Automatic voltage regulator)-1,2 : Brand: BRB/BBS Cable 1x35rm BYA Ecc Plained Copper conductor. | Local | Coil | 1 | 34,094 | 34,094 |
| | Earthing cable for UPS-1,2 : Brand: BRB/BBS Cable 1x35rm NYY Ecc Plained Copper conductor. | Local | Coil | 1 | 38,317 | 38,317 |
| | Earthing cable for PAC : Brand: BRB/BBS Cable 1x10rm BYA Ecc Plain Copper conductor. | Local | Coil | 1 | 9,698 | 9,698 |
| | Earthing cable for Raised floor : Brand: BRB/BBS Cable 1x1.5re BYA Ecc Plained Copper conductor. | Local | Coil | 1 | 1,583 | 1,583 |
| | Earthing cable for Racks : Brand: BRB/BBS Cable 1x6re BYA Ecc Plain Copper conductor. | Local | Coil | 1 | 5,894 | 5,894 |
| | Earthing cable for Light & Power Sockets : Brand: BRB/BBS Cable 1x1re BYA Ecc Plain Copper conductor. | Local | Coil | 2 | 1,060 | 2,120 |
| Grounding | From suitable place to Data Center floor : Cable Size: 1x95rm NYY Plain annealed Copper conductor. Earthing Chamber: 4 Nos | Local | Job | 1 | 380,000 | 380,000 |
| Automatic Voltage Regulator with Remote Monitoring Facility | Installation, Testing & Commissioning, Capacity: 250 KVA, Phase: 3:3 | EU/USA | set | 2 | 1,800,000 | 3,600,000 |
| Online UPS | Brand: APC, Model: SY64K96H , Output power capacity: 64 KVA, Backup time: 30mins at full load | USA/EU | set | 2 | 2,790,000 | 5,580,000 |
| Intelligent PDU without Transformer | Model: PowerPac 100 KVA, KVA Ratings: 15-150 kVA, Intelligent Power Distribution Unit with Remote Monitoring facilities without Transformer, Brand: PDI - Smith Power | USA | pcs | 2 | 3,179,000 | 6,358,000 |
| Generator (Diesel) | Capacity 300 KVA, with Foreign Canopy & ATS (Auto transfer switch), Energy pack/Bangla cat | Italy | pcs | 1 | 4,795,000 | 4,795,000 |
| Phase Correction Device | Phase correction device with remote monitoring facility, Brand Name: Socomec | France | Job | 1 | 500,000 | 500,000 |
| Electrical Cable Tray/Ladder | Electrical Cable Tray/Ladder for total data center. 16 & 18 SWG Sheet fabricated with inside cable laying with cover | Local | Job | 1 | 400,000 | 400,000 |
| Installation Charge | Supply, Delivery & Installation | Local | Job | 1 | 500,000 | 500,000 |
| Precision Air Conditioner | Brand: UNIFLAIR/ Climaveneta, Country of origin: Italy, Total cooling capacity: 32.8 KW, Sensible cooling capacity: 31.3 KW | Italy | set | 4 | 1,450,000 | 5,800,000 |
| Comfort Air Conditioner | Capcity: 2T, Brand: Gree, With AC Timer, Supply, Deliver & Installation for NOC Room | China | pcs | 2 | 85,000 | 170,000 |
| | Capcity: 4T, Brand: Gree, With AC Timer, Supply, Deliver & Installation for Power Room | | pcs | 2 | 180,000 | 360,000 |

| articulars | Technical Specification and Equipment details | Product Origin | Measure of Unit | Qty | Rate | Total Cost |
|---|---|---|---|---|---|---|
| | Capcity: 2T, Brand: Gree, With AC Timer, Supply, Deliver & Installation for Termination Room | | pcs | 2 | 85,000 | 170,000 |
| | Capcity: 2T, Brand: Gree, Supply, Deliver & Installation for Receiption & others area | | pcs | 2 | 65,000 | 130,000 |
| De-Humidifier for power room | 3 in 1 –Dehumidifier, Moisture Removal: 20 Litres/Day, Air-Purifier and Dryer. Dehumidifier for Server & Power Room, Brand: White Westinghouse | USA | pcs | 2 | 43,490 | 86,979 |
| Automatic Fire Suppression System - NAFS 125 | Automatic Fire Suppression System for Server Room & Power Room, NAF-S125 with Cylinder & Accessories, Brand: Safety Hitech with all fittingns materials supply, installation, testing & commissioning by local agent. | Italy | set | 1 | 3,453,994 | 3,453,994 |
| Very Early Smoke Detection Apparatus (VESDA) | VESDA System for Server & Power Room, Brand: Xtralis | UK | set | 1 | 585,727 | 585,727 |
| Portable Fire Extinguisher | Brand: J & R, A - 5 Kg ABCE dry power and B, E - 3 kg CO2 Fire Extinguisher by local agent. | China | pcs | 8 | 9,664 | 77,315 |
| | | | | | | |
| LAN (UTP & Fiber) | Brand - Rosenberger, All type of network connectivity along with Connector, Wire Manager, Patch panel etc with CAT6a cable,OM3 Fiber cable, Brand: Rosenberger | German | job | 1 | 3,045,000 | 3,045,000 |
| Server Rack & Network Rack (with PDU) | Size: 42U – 800mm Width x 1200mm Depth x 1978mm Height. With 2 Nos of 16A Power Distribution Unit in per rack, Brand: APC | USA | pcs | 28 | 180,000 | 5,040,000 |
| Modular Containment Solutions | Supply, Install, Testing & Comissioning of Modular Cold Aisle Containment, Brand: Conteg, Capacity: w- 4 ft x L- 18 ft x H 7 ft per Containment. | Czech Republic | job | 2 | 2,367,000 | 4,734,000 |
| **Data Center Active Device Part** | | | | | | |
| Chasis for Server | Dell Chasis - Dell(TM) PowerEdge(TM) M1000e Modular Blade Enclosure, 10U Chassis | USA | Pcs | 2 | 765,000 | 1,530,000 |
| Blade Switch for Server | Dell Blade Switch - Dell Force10 MXL 10/40 GbE DCB Blade Switch in M1000e Chassis | USA | Pcs | 2 | 700,000 | 1,400,000 |
| Server for Data Center | Dell Blade Server - Dell(TM) PowerEdge(TM) M630 High Performance Intel Blade | USA | Pcs | 14 | 700,000 | 9,800,000 |
| | Oracle RISC Server - Oracle - SPARC T7-1 server: base with 1 SPARC M7 32-core 4.13 GHz processor | USA | Pcs | 2 | 3,900,000 | 7,800,000 |
| Network System | Cisco ASR 1006, Dimension 6U, Capacity up to 100 Gbps, Line Card:10/1G | USA | Pcs | 2 | 5,000,000 | 10,000,000 |
| | Dell Force10 s4810, Capacity up to 1.2Tbps, Interfac Type :1/10/40G | USA | Pcs | 2 | 850,000 | 1,700,000 |
| | Firewall - Cisco ASA 5585, Interface : 1/10G , RU : 2U, Capacity : With SSP60 throughput (max) 40 Gbps | USA | Pcs | 2 | 2,750,000 | 5,500,000 |
| Storage System | EMC isilon X200 - Brand: EMC, 200TB Storage for Cloud as well as other system backup | USA | Pcs | 2 | 7,207,000 | 14,414,000 |
| | EMC VNXe 3200 - Brand: EMC, 200TB Storage for Cloud as well as other system backup | USA | Pcs | 2 | 820,000 | 1,640,000 |
| Data center infrastructure management (DCIM) | Brand: Nolimits Software, Model: Ramp, Features: # Rack Elevation View, # Workflow Process, # Cooling and Environmental Monitoring, # Alarm Notification, # IT Device Management, # Infrastructure Device Management, # API, # Reporting etc., Software License: 1 Yr | USA | Job | 1 | 3,000,000 | 3,000,000 |
| | | | | | **Sub Total** | **126,161,609** |

| Other Cost | | | | | | |
|---|---|---|---|---|---|---|
| Virtualization Software | Vmware vsphere Enterprise Plus (with 3 years support) | USA | Pcs | 32 | 367,638 | 11,764,401 |
| | Vmware vCenter Server Standard (with 3 years support) | USA | Pcs | 2 | 590,420 | 1,180,840 |
| Security for Electricity connection (DESCO) | N/A | N/A | N/A | N/A | N/A | 2,440,000 |
| Car (Re-Condition) | | N/A | Nos | 1 | 1,700,000 | 1,700,000 |
| | | | | | **Sub-total** | **17,085,241** |
| | | | | | **Grand Total** | **143,246,850** |
| | | | | | **Already Implemented through Bank Finance** | **25,244,444** |
| | | | | | **To be Financed from IPO Procceds** | **118,002,406** |

## 4. Wi-Fi Hotspot setup in different Locations:

| Particulars | Amount (BDT) |
|---|---|
| A. Wireless Access Point - Indoor Part | 51,573,280 |
| B. Wireless Access Point - Outdoor Part | 62,993,360 |
| C. Server, Router & Switch | 17,270,000 |
| D. Setup & Installation Accessories for Wifi Hotspot | 18,165,000 |
| E. NTTN set-up Charge | 3,685,408 |
| F. Car (Re-Condition) | 1,700,000 |
| G. Pickup (New) | 4,000,000 |
| **Grand Total** | **159,387,048** |
| **Already Implemented through Bank Finance** | **85,182,640** |
| **To be Financed from IPO Procceds** | **74,204,408** |

## Details:

| SL. | Name of Product | Technical Specification and Equipment details | Country of Origin | Measure of Unit | Qty | Rate | Amount (BDT) |
|---|---|---|---|---|---|---|---|
| **Wireless Access Point - Indoor Part** | | | | | | | |
| 1 | IAP-205-RW | Aruba Instant IAP-205 Wireless Access Point, 802.11n/ac, 2x2:2, dual radio, integrated antennas | USA | pcs | 2000 | 19,000 | 38,000,000 |
| 2 | AP-220-MNT-W1 | Aruba Access Point Mount Kit (basic, flat surface). Contains 1x flat surface wall/ceiling mount bracket. Color: black | USA | pcs | 2000 | 800 | 1,600,000 |
| 3 | PD-3501G-AC | 15.4W 802.3af POE midspan injector, 10/100/1000Base-T Ethernet | USA | pcs | 2000 | 3,000 | 6,000,000 |
| 4 | AW-100 | AirWave license for 100 devices | USA | pcs | 20 | 241,064 | 4,821,280 |
| 5 | EN1-AW-100 | SUPPORT FOR AW-100 (1 YEAR) | USA | pcs | 20 | 57,600 | 1,152,000 |
| **A.** | | | | | | **Sub-total:** | **51,573,280** |
| **Wireless Access Point - Outdoor Part** | | | | | | | |
| 1 | IAP-275-RW | Aruba Instant IAP-275 Outdoor Wireless Access Point, 802.11n/ac, 3x3:3, dual radio, integrated antennas. | USA | pcs | 500 | 105,000 | 52,500,000 |
| 3 | AP-270-MNT-V2 | Aruba 270 Series Outdoor AP Short Mount Kit. Pole/Wall Mount for AP-270. Positions AP 75 mm from vertical mounting asset | USA | pcs | 500 | 6,000 | 3,000,000 |
| 4 | PD-9001GR-AC | 30W 802.3at POE midspan injector, 10/100/1000Base-T Ethernet | USA | pcs | 500 | 7,000 | 3,500,000 |
| 5 | AW-100 | AirWave license for 100 devices | USA | pcs | 5 | 241,072 | 1,205,360 |
| 6 | EN1-AW-100 | SUPPORT FOR AW-100 (1 YEAR) | USA | pcs | 5 | 57,600 | 288,000 |
| 7 | Security cage | Outdoor safety cage | Local | PCS | 500 | 5000 | 2,500,000 |
| | | | | | | | |

| SL. | Name of Product | Technical Specification and Equipment details | Country of Origin | Measure of Unit | Qty | Rate | Amount (BDT) |
|---|---|---|---|---|---|---|---|
| **B.** | | | | | | **Sub-total:** | **62,993,360** |
| | | **Server, Router & Switch** | | | | | |
| 1 | Radius Server | Customized Radius Server for Billing System. Vendor: Hotexpress | India | pcs | 2 | 3,000,000 | 6,000,000 |
| 2 | Router | Cisco ASR 1002, Dimension 2U, Capacity up to 100 Gbps, Line Card:10/1G | USA | pcs | 2 | 2,500,000 | 5,000,000 |
| 3 | Switch | Dell N4032F non-blocking 10GbE Layer 3 switches with multi-chassis link aggregation (MLAG) support and 12-unit stacking | USA | pcs | 10 | 500,000 | 5,000,000 |
| 4 | 8 Port Switch (Regular) | 100/1000, Brand: Net Gear | China | Pcs | 100 | 2,700 | 270,000 |
| 5 | 8 Port Switch (Manageable) | 100/1000, Brand: Net Gear | China | Pcs | 100 | 10,000 | 1,000,000 |
| **C.** | | | | | | **Total Equipment Cost** | **17,270,000** |
| | | **Setup & Installation Accessories for Wifi Hotspot** | | | | | |
| | | **Setup & Installation Accessories for per Hotspot Location** | | | | | |
| 1 | UTP Cable | Category: Cat-6, Brand: Holdkey/Dintek | China | Meter | 70 | 40 | 2,800 |
| 2 | Fiber Optic Cable | 4 Core Cable for backbone | Local | Meter | 265 | 15 | 3,975 |
| 3 | Fiber Patch Cord | SC/SC, SC/LC, FC/LC | Local | Pcs | 2 | 157 | 314 |
| 4 | Fiber Jointer Box with sleever | 4 Way Terminal Joint (TJ) | Local | PCS | 1 | 210 | 210 |
| 5 | Media Converter | 1.25G Duplex, Brand: Optfocus/Knitex | China | Pcs | 2 | 1,748 | 3,496 |
| 6 | Rj 45 connector | Cat-6, Shielded 100BASE-TX, 100 Mbits/s | Local | pcs | 10 | 14 | 140 |
| 7 | Power strip | 15-Amp 1m Cord, Output: 220V; Power Strip with 6 Outlets; Brand: Energypac | Local | pcs | 1 | 1,100 | 1,100 |
| 8 | Cable tie | Size: 12", Color: White | Local | pcs | 50 | 2 | 75 |
| | | **Sub Total (for per Hotspot Location)** | | | | | **12,110** |
| **D.** | | **Total Setup & Installation Cost** | | **Job** | **1500** | **12,110** | **18,165,000** |
| **E.** | NTTN set-up Charge | Fiber to the X (FTTX) cost | N/A | Job | 500 | 7,371 | 3,685,408 |
| **F.** | Car (Re-Condition) | - | N/A | Nos | 1 | 1,700,000 | 1,700,000 |
| **G.** | Pickup (New) | - | N/A | Nos | 4 | 1,000,000 | 4,000,000 |
| | **Total (A+B+C+D+E+F+G)** | | **-** | **-** | **-** | **-** | **159,387,048** |

**Wi-Fi Hotspot Locations:**

The company is planning to setup 1,500 Wi-Fi Hotspot in different locations in the country Mentionable here, this locations have been identified on the baisis of verbal communication. No written agreement has been done yet.

| SL | Wi-Fi Spot Name | Address | Location | District | Estimated Hotspot Zone |
|---|---|---|---|---|---|
| 1 | Cream & Fudge | House 116, 3rd Floor, Block E, Rd No. 11, Dhaka | Banani | Dhaka | 1 |
| 2 | Yantai Chinese Restaurant | Mirpur-11, Dhaka | Mirpur | Dhaka | 2 |
| 3 | Bluemoon Restaurant | Matikata Rd, Dhaka 1206 | Mirpur | Dhaka | 1 |
| 4 | Food Republic | Abedin Tower, 35 Kamal Ataturk Avenue, Banani | Banani | Dhaka | 2 |
| 5 | Rice & Noodle | Road 12, House 37, Dhaka-1213 | Banani | Dhaka | 2 |
| 6 | Pizza Guy | 107 Rd No. 4, Dhaka 1213 | Banani | Dhaka | 1 |
| 7 | Western Grill | Kashaba Center, Science Laboratory,Mirpur Rd, Dhaka | Mirpur | Dhaka | 2 |
| 8 | Madchef- Banani | Rd No.17A, Dhaka 1213 | Banani | Dhaka | 3 |
| 9 | Madchef-Dhanmondi | 4th Floor, 49/A Satmasjid Road, Dhaka | Dhanmondi | Dhaka | 2 |
| 10 | Awesome Kitchen | House 67, Banani Model Town, Rd No. 11, Dhaka 1213 | Banani | Dhaka | 1 |
| 11 | ICHI | House # 32. # # Level# 2., Rd No. 11, Dhaka | Banani | Dhaka | 2 |
| 12 | Fusion Hunt | House No 65B, Road # 27, Banani | Banani | Dhaka | 2 |
| 13 | Lime And Thyme | Road-08, House-24, Block-F, Banani, 1213 | Banani | Dhaka | 2 |
| 14 | 3 Dragons | Rangs Pearl Tower, Road 12. Banani Model Town 1213 | Banani | Dhaka | 2 |
| 15 | GRILL N' PATTY | 10 Enamul Hoq Chowdhury Road, Dhaka 1213 | Banani | Dhaka | 1 |
| 16 | Foodbook | 32 Rd No. 11, Dhaka 1213, Bangladesh | Banani | Dhaka | 2 |
| 17 | SHAKE IT | House # 107, Block - B, Rd No 4, Dhaka | Banani | Dhaka | 2 |
| 18 | Cafe Cyrus | House # 84, Road # 11, Block # D, Banani, Dhaka - 1213 | Banani | Dhaka | 1 |
| 19 | Pizza Mamma Mia | House: 77 Road: 7, Block: H, Banani, | Banani | Dhaka | 2 |
| 20 | Chef's Cuisine | Shyamoli Square, Mirpur Rd, Dhaka 1207 | Shymoli | Dhaka | 1 |
| 21 | Guhaa,The Cave Kitchen | 736 Rangs KB square, Level 9, Satmasjid Roa | Dhanmondi | Dhaka | 1 |
| 22 | Taste of Lanka | Ground Floor, House 90, Block E, Rd No. 19/A, Dhaka-1213 | Banani | Dhaka | 2 |

| SL | Wi-Fi Spot Name | Address | Location | District | Estimated Hotspot Zone |
|---|---|---|---|---|---|
| 23 | Kozmo lounge | 67/D Block E ,Road 11, Banani, Dhaka-1213 | Banani | Dhaka | 2 |
| 24 | Alchemy | Plot No: 116, B&B Empire, 7th Floor, Road # 11, Block-E, Banani | Banani | Dhaka | 1 |
| 25 | Attin | Rd No 27, Banani, Dhaka-1213 | Banani | Dhaka | 2 |
| 26 | Karma | House 47 Rd No 27, banani 1213 | Banani | Dhaka | 1 |
| 27 | Edge Water | House# 81, Road#06, Block#C, Banani, Dhaka-1213 | Banani | Dhaka | 2 |
| 28 | Hotel De Castle | House-72,Road-21,Block-B, Banani, Dhaka-1213 | Banani | Dhaka | 2 |
| 29 | De La Mer | B&B Empire, 116 Rd No. 11, Dhaka | Banani | Dhaka | 1 |
| 30 | Lucknow | E, 60 Kemal Ataturk Ave, Dhaka 1213 | Banani | Dhaka | 2 |
| 31 | Honey Dew | House-4/A,Road-2,South Gulshan Gulshan 1 | Gulshan | Dhaka | 1 |
| 32 | Fat Burger | 126 Rd No 2, Dhaka 1212 | Gulshan | Dhaka | 1 |
| 33 | Ufff Hungry | Road 17, House 15, Block, Gulshan 1 | Gulshan | Dhaka | 2 |
| 34 | Signature | 54/A Gulshan Avenue, Dhaka City 1212 | Gulshan | Dhaka | 1 |
| 35 | Aristocrat | Road 131 House 58/A Dhaka | Gulshan | Dhaka | 2 |
| 36 | Pizza Lover | MIddle Badda, Gulshan, Dhaka | Gulshan | Dhaka | 2 |
| 37 | The Break | House- 76/2, Road- 127, Gulshan - 1, 1212 Dhaka | Gulshan | Dhaka | 1 |
| 38 | Sayami Restaurant | Saimon Center, House# 4A, Road# 22, Gulshan-1, Dhaka-1212 | Gulshan | Dhaka | 2 |
| 39 | Bamboo Shoot | Gulshan Avenue, Dhaka-1212 | Gulshan | Dhaka | 1 |
| 40 | BARISTA | Plot # 5E (F)-1, South Avenue, Bir Uttam Mir Showkat Road, Gulshan-1 | Gulshan | Dhaka | 2 |
| 41 | Dawat | House 4/a road 2 gulshan 1 Dhaka. Dhaka 1212 | Gulshan | Dhaka | 2 |
| 42 | Food Palace | House # SWF 4/A, Road # 1, Gulshan-1 | Gulshan | Dhaka | 1 |
| 43 | Classic Rock Coffee | Road-3, Plot-2, Gulshan-1, Dhaka | Gulshan | Dhaka | 2 |
| 44 | The Grill House | House No. 80, Rd No 23, Dhaka 1212 | Gulshan | Dhaka | 2 |
| 45 | Spaghetti Wheel | Beside Niketon Park Gate 1, Road 1, Gulshan 1. Dhaka-1212 | Gulshan | Dhaka | 1 |
| 46 | Pac & Cheese | Road-136,H-12,A-302,Gulshan 1 | Gulshan | Dhaka | 2 |
| 47 | Moca Street | Near Neketon Bazar Gate (Road no# 8), Dhaka | Gulshan | Dhaka | 1 |
| 48 | Meat Lab | 500 Rd No. 8, Dhaka, Bangladesh | Dhanmondi | Dhaka | 2 |
| 49 | Kungfu Kitchen | Dhanmondi Road-12A (Beside Pizza Hut), Dhaka | Dhanmondi | Dhaka | 2 |
| 50 | Arabian Fast Food | Mirpur Rd, Dhaka, Bangladesh | Dhanmondi | Dhaka | 1 |
| 51 | Cafe Droom | (9/A), 736 Satmasjid Road, Dhaka-1209 | Dhanmondi | Dhaka | 1 |
| 52 | Droom Banani | House 116, Block-E Rd No. 11, Dhaka-1213 | Banani | Dhaka | 2 |
| 53 | Lets MEAT Up | Road: 30, Beside Sunnydale School, Dhanmondi | Dhanmondi | Dhaka | 1 |
| 54 | Red Tomato | House # 50,Road # 27 (old) New 16,Dhanmondi, Dhaka | Dhanmondi | Dhaka | 2 |
| 55 | Gloria Jean's Coffees | Dhanmondi, 1209 Dhaka | Dhanmondi | Dhaka | 1 |
| 56 | Gloria Jean's Coffees | House No- 2B, Block- NE (B), Road No-71 | Gulshan | Dhaka | 2 |
| 57 | Gloria Jean's Coffees | S.W(a), House-35,, Gulshan Ave, Dhaka 1212 | Gulshan | Dhaka | 1 |
| 58 | Cilantro | 49, Satmasjid Road, Dhaka 1209 | Dhanmondi | Dhaka | 2 |
| 59 | Ramly Burger | Simanto Square (Riffles Square), Road # 2, Dhanmondi, Dhaka | Dhanmondi | Dhaka | 1 |
| 60 | Fajitas | Shimanto Square (Ground Floor) Road#02,Dhanmondi,Dhaka-1205 | Dhanmondi | Dhaka | 1 |
| 61 | Pimiento | Rangs K.B. Square, Level 10, 736, Satmasjid Road,, Dhaka 1209 | Dhanmondi | Dhaka | 1 |
| 62 | The Pit Grill | House # 105, Rd No 9A, Dhaka | Dhanmondi | Dhaka | 2 |
| 63 | Royal Buffet | House#8/A, Road#4, Royal Palaza (5th Floor), Mirpur Rd, Dhaka 1205 | Dhanmondi | Dhaka | 2 |
| 64 | Cream & Fudge | Road 12A, Dhaka, Bangladesh | Dhanmondi | Dhaka | 2 |
| 65 | Grilled | House # 21/A [In front of IBAIS University], Road # 27 (Old), 16 (New), Rd No. 16, Dhaka 1209 | Dhanmondi | Dhaka | 1 |
| 66 | The Stage | Satmasjid Road, Dhaka, | Dhanmondi | Dhaka | 2 |
| 67 | Beijing Kitchen | Rupayan Prime (5th Floor), House-02, Road-07, Dhanmondi, Dhaka-1205 | Dhanmondi | Dhaka | 2 |
| 68 | Abacus Thai & Chinese restaurant | Plot-7 Gareeb-e-Newaz Avenue Road Sector-11 Uttara Dhaka - 1230 | Uttara | Dhaka | 2 |
| 69 | Abacus Thai & Chinese restaurant | Plot-36, Road-2, Block-C, Banasree, Rampura, Dhaka - 1219 | Rampura | Dhaka | 2 |
| 70 | Abacus Thai & Chinese restaurant | Star Center Road-138 Block-SE(C) 2 Gulshan-1 Gulshan Dhaka - 1212 | Gulshan | Dhaka | 2 |
| 71 | Abacus Thai & Chinese restaurant | 49 Satmasjid Road Dhanmondi Dhaka - 1209 | Dhanmondi | Dhaka | 2 |
| 72 | four seasons | Satmasjid Rd, Dhaka 1209, | Dhanmondi | Dhaka | 2 |
| 73 | MexiInd Restaurant | House 40, Road 27 (Old) 16 (New), Dhanmondi, Dhaka 1209 | Dhanmondi | Dhaka | 2 |
| 74 | The Food Junkies | Rd No. 9A, Dhaka, Bangladesh | Dhanmondi | Dhaka | 1 |
| 75 | Cafe Hello Dhanmondi | Rangs K.B Square (Level-2), 49/A Satmasjid Road, Dhanmondi, Dhaka 1209 | Dhanmondi | Dhaka | 2 |
| 76 | The Lamp Cafe | Rd No 10A, Dhaka, Bangladesh | Dhanmondi | Dhaka | 1 |
| 77 | Pizza Factory | Satmosjid Road, Dhaka | Dhanmondi | Dhaka | 2 |
| 78 | Whatte! Burger | Dhanmondi 4, Dhaka, Bangladesh, 1205 | Dhanmondi | Dhaka | 2 |
| 79 | A&W | Dhanmondi, 14 A Dhaka | Dhanmondi | Dhaka | 1 |
| 80 | A&W | 54 Gulshan Avenue Gulshan-1 Dhaka - 1212 | Gulshan | Dhaka | 1 |
| 81 | Red Flame | 1209 Satmasjid Road, Dhaka, | Dhanmondi | Dhaka | 2 |
| 82 | Cafe Gasoline | 67, Level-8, Dhanmondi, Satmasjid Road, Dhaka 1209 | Dhanmondi | Dhaka | 2 |
| 83 | Chilis | Mirpur Rd, Dhaka 1208 | Dhanmondi | Dhaka | 2 |
| 84 | nostalgic cafe | 751 Satmasjid Road, Dhaka | Dhanmondi | Dhaka | 2 |
| 85 | Sabroso | Level 7, Navana GH Height, House 67, Satmasjid Road, Dhaka 1209 | Dhanmondi | Dhaka | 1 |
| 86 | Ulta Voot | House 36, Rd No. 2, Dhaka 1205 | Dhanmondi | Dhaka | 2 |
| 87 | Al-Amar Lebanese Cuisine Bangladesh | 275/D, Rangs Nasim Square, 4th Floor, Dhanmondi 27, 1209 | Dhanmondi | Dhaka | 2 |
| 88 | Comic Cafe | Plot - 67 (New), Sath Masjid Road, Dhanmondi R/A | Dhanmondi | Dhaka | 2 |
| 89 | XINXIAN restaurant | House # 17 Rd No. 8, Dhaka 1205 | Dhanmondi | Dhaka | 2 |
| 90 | Veni Vidi Vici | House-48, Sector-03, Rd No 4, Dhaka 1230 | Uttara | Dhaka | 1 |
| 91 | George's Cafe | Road No 10, Dhaka 1230 | Uttara | Dhaka | 3 |
| 92 | Khazana Restaurant | Road#3, House#2, Sector#1, Uttara, Dhaka-1230 | Uttara | Dhaka | 2 |
| 93 | Mac N Jack | My Home Ltd, E W School Rd, Dhaka | Uttara | Dhaka | 1 |

| SL | Wi-Fi Spot Name | Address | Location | District | Estimated Hotspot Zone |
|---|---|---|---|---|---|
| 94 | Beans & Aroma | House # 9 Rd No 18, Dhaka 1230 | Uttara | Dhaka | 2 |
| 95 | Fajitas | Natore Tower ( 3rd Floor ), Sector# 3, Uttara | Uttara | Dhaka | 2 |
| 96 | Madchef- Uttara | Solar Trade Center, Plot 16, Gareeb-E-Newaz Avenue, Sector 11, Uttara, 1230 | Uttara | Dhaka | 1 |
| 97 | Break Cafe | Uttara sector #3,Jashimuddin Road, 1230 | Uttara | Dhaka | 1 |
| 98 | BARISTA | House # 79/A Road # 7 Sector # 4 Uttara Dhaka | Uttara | Dhaka | 2 |
| 99 | MAINLAND CHINA | 15th floor, Siam Tower, Airport Road, 1230 Dhaka, | Uttara | Dhaka | 2 |
| 100 | Rice & Noodle | Plot # 16 Solar Trade Center, Gareeb-E-Nawaz Avenue, Sector # 11,, Dhaka 1230 | Uttara | Dhaka | 2 |
| 101 | La Bamba | House-54, Road-20, Sector-03, Rabindra Sarani, Uttara, Rabindra Sarani, Dhaka 1230 | Uttara | Dhaka | 1 |
| 102 | Drift Wood | House-21, Road No-2, Sector-3, Uttara, Road No 2, Dhaka 1230 | Uttara | Dhaka | 2 |
| 103 | Thai Bistro | House 54, Rd No 2, Dhaka 1230 | Uttara | Dhaka | 3 |
| 104 | Cilantro | House 33, Road 1, Sector 5, Uttara; 1230 | Uttara | Dhaka | 2 |
| 105 | Fork N Knife | House- 31, Road- 27, Sector- 07, Dhaka | Uttara | Dhaka | 1 |
| 106 | Cafe Memoire | 55 Shah Magdum Ave, Dhaka 1230 | Uttara | Dhaka | 2 |
| 107 | Captain's World | 113, Jhangir gate. Dhaka 1206 | Mohakhali | Dhaka | 2 |
| 108 | FOOOD FACTORY | 40, Sonargaon Janapath Road, Sector 11, Uttara, Dhaka-1230 | Uttara | Dhaka | 1 |
| 109 | Tbc Express | 10 Gareeb E Newaj Avenue, Sector 13, Uttara, 1230 | Uttara | Dhaka | 2 |
| 110 | FoodEx | House - 51, Road -18, Sector - 3, Uttara, 1230 | Uttara | Dhaka | 2 |
| 111 | Turkish kabab & Pizza | Hause #21,Road #7,Sector #04,jashimuddin UTTURA,DHAKA-1230 | Uttara | Dhaka | 1 |
| 112 | Kublai Khan | House# 04, Road# Gousulazam Abenue, Sector#13, Uttara Model Town,. Dhaka-1230 | Uttara | Dhaka | 1 |
| 113 | Side Dish | House#02, Road#02, Sector#01, Uttara, 1230 Dhaka | Uttara | Dhaka | 2 |
| 114 | Golden Spoon | House-02 Road-06 Sector-01 Uttara Dhaka | Uttara | Dhaka | 2 |
| 115 | Anchor Bell | 3rd Floor, 55, Shah Makhdum Avenue, Sector 12, 1230 Dhaka | Uttara | Dhaka | 2 |
| 116 | Lounge 58 | House 34, Shonargaon Janapath Road, Sector 12, 1230 Dhaka | Uttara | Dhaka | 2 |
| 117 | City Food Palace | Savar City Center, 3rd Floor, Dhaka - Aricha Hwy, Savar 1340 | Savar | Dhaka | 2 |
| 118 | Bunka @ Six Seasons Hotel | Road 96, House 19, Gulshan 2, Dhaka, Bangladesh 1212 | Gulshan | Dhaka | 2 |
| 119 | Bittersweet cafe | Gulshan 2, House#10,Road#53,Gulshan Circle-2, Dhaka | Gulshan | Dhaka | 2 |
| 120 | Vinno Shaad @ Six Seasons Hotel | Road 96, House 19, Gulshan 2, Dhaka, Bangladesh 1212 | Gulshan | Dhaka | 2 |
| 121 | Sbarro | 155/A, North Gulshan Avenue, Gulshan-2, 1212 Dhaka | Gulshan | Dhaka | 1 |
| 122 | Pizza Roma | House 15, Road 108, Gulshan 2, Dhaka | Gulshan | Dhaka | 2 |
| 123 | Steak House | Road No: 90, House No: 2, Gulshan – 2, 1212 Dhaka | Gulshan | Dhaka | 2 |
| 124 | 6 on 96 Cafe@ Six Seasons Hotel | Road 96, House 19, Gulshan 2, Dhaka, Bangladesh 1212 | Gulshan | Dhaka | 2 |
| 125 | Yellow Submarine | House 121/D, Road 44, Gulshan 2, Dhaka | Gulshan | Dhaka | 1 |
| 126 | Bellagio | House# 4C, Road# 71, Gulshan Avenue, Dhaka | Gulshan | Dhaka | 3 |
| 127 | Topkapi | 134 Gulshan Avenue | Gulshan | Dhaka | 2 |
| 128 | Indulge Cafe | Gulshan Center Point,House#23-26,Road#90,91, Dhaka | Gulshan | Dhaka | 1 |
| 129 | Beans & Bagels | Gulshan lake park (by the nursery), Gulshan 2, Dhaka-1212 | Gulshan | Dhaka | 2 |
| 130 | PEYALA | Gulshan 2 DCC market, Dhaka | Gulshan | Dhaka | 1 |
| 131 | Cuppa Coffee Club | Building-11, Road- 46, Gulshan Circle 2, Gulshan-2, Dhaka 1212 | Gulshan | Dhaka | 1 |
| 132 | SIAM | 101 Gulshan Avenue, RM center, 2nd floor, Dhaka | Gulshan | Dhaka | 2 |
| 133 | Blue Liscious @ Bengal Bluberry | House # 1/A, Road # 90, Gulshan 2, Dhaka | Gulshan | Dhaka | 1 |
| 134 | Meraki | 188, Gulshan Avenue, Gulshan- 2, (just beside Australian Embassy), 1212 Dhaka | Gulshan | Dhaka | 2 |
| 135 | La-Forchetta | Bashati Avenue (1st floor), House-10, Road-53, Gulshan Circle-2(Beside Weavers), Gulshan, Dhaka - 1212 | Gulshan | Dhaka | 1 |
| 136 | Crepe-au-Lait | House 11, Road 68, Dhaka-1212 | Gulshan | Dhaka | 1 |
| 137 | Margarita Storm | House # 16B, Road # 112, Gulshan 2, 1212 Dhaka | Gulshan | Dhaka | 2 |
| 138 | The Spud Effect | House 11, Road 68, Gulshan 2,Dhaka-1212 | Gulshan | Dhaka | 1 |
| 139 | Cafe Momento | Ka-48/b, Pragati Sarani, Shahjadpur, Gulshan, Dhaka-1212 | Gulshan | Dhaka | 1 |
| 140 | Heritage restaurant | Road # 109, House # 10, Gulshan-2, Dhaka-1212 | Gulshan | Dhaka | 2 |
| 141 | Magpie | Ka 42/7 Jagannathpur | Gulshan | Dhaka | 2 |
| 142 | Fantasium Cafe | Pink City shopping mall , Road 103, Gulshan 2, Dhaka | Gulshan | Dhaka | 2 |
| 143 | Caspian | RM Centre(3rd Floor),101 Gulshan Avenue, Dhaka | Gulshan | Dhaka | 1 |
| 144 | O Kitchen | Rd 79, House 5, 1212 Dhaka | Gulshan | Dhaka | 2 |
| 145 | Cafe Hangout | Kha-48/b, Notunbazar,Gulshan, Dhaka-1212 | Gulshan | Dhaka | 2 |
| 146 | Goong the Castle | House 12/B Road 50,Gulshan 2, Dhaka-1212 | Gulshan | Dhaka | 1 |
| 147 | Bistro E | Bay's Edgewater, 1st Floor, NE (N) 12, North Avenue, Gulshan 2, Dhaka-1212 | Gulshan | Dhaka | 2 |
| 148 | CoFi 11 | Level 2, Apartment 203, 138 Gulshan Avenue, Dhaka | Gulshan | Dhaka | 1 |
| 149 | Rococo Fusion Cuisine | Road# 53, House# 10 Bashati Avenue, Dhaka | Gulshan | Dhaka | 1 |
| 150 | Garden of eve | House-31/B, Road-35/A, Dhaka, 1212 | Gulshan | Dhaka | 2 |
| 151 | Pink Berries | 3rd Floor, RM Center, 101 Gulshan Avenue, (Gulshan-2), Dhaka-1212 | Gulshan | Dhaka | 1 |
| 152 | Cafe 108 | Road #108, Gulshan 2, Dhaka, | Gulshan | Dhaka | 2 |
| 153 | Just Juice | 187,Gulshan North Avenue, Gulshan 2, Dhaka | Gulshan | Dhaka | 1 |
| 154 | Foood | On the foot of Gulshan to Banani 11 bridge | Gulshan | Dhaka | 2 |
| 155 | Saffron Garden | Gulshan 2, Dhaka-1212 | Gulshan | Dhaka | 2 |
| 156 | Crazy Treats | Beside Lavender, Gulshan 2, Dhaka | Gulshan | Dhaka | 1 |
| 157 | Sliders | 2, Road 49, Gulshan 2, Dhaka | Gulshan | Dhaka | 2 |
| 158 | Arabian Grill & Platter | R.M. Center, Plot: 5 (4th Floor), 101 Gulshan Avenue, Dhaka-1212 | Gulshan | Dhaka | 1 |
| 159 | FishFish | 685/1, Block - C, West Khilgaon, Dhaka | Khilgaon | Dhaka | 1 |
| 160 | Grind House | 566/A(2nd floor), Block-C, Khilgaon Taltola, 1219 Dhaka | Khilgaon | Dhaka | 2 |
| 161 | Mr Burger | Khilgaon,Taltola (In front of Park Inter National School), Dhaka | Khilgaon | Dhaka | 2 |
| 162 | Tune & Bite Music Cafe | 566/A(3rd Floor), Block-C, Sahar Khilgaon, Dhaka- 1217 | Khilgaon | Dhaka | 2 |
| 163 | Comic Cafe | House - 566/A, Block - C, Khilgaon Taaltola(5th Floor), 1213 Dhaka | Khilgaon | Dhaka | 1 |

| SL | Wi-Fi Spot Name | Address | Location | District | Estimated Hotspot Zone |
|---|---|---|---|---|---|
| 164 | Cafe Cherry Drops | 572/A, Block C Sahid Baki Road, Khilgaon, Dhaka | Khilgaon | Dhaka | 1 |
| 165 | Cafe Theatre | House - 566/A, Block-C, Khilgaon Taltola(4th Floor), 1219 Dhaka | Khilgaon | Dhaka | 1 |
| 166 | Aangan | 1st floor, 401/1A Khilgaon Chow Rasta, 1219 Dhaka | Khilgaon | Dhaka | 1 |
| 167 | SUBZONE | 920/C (1st Floor) Khilgaon, Taltola, 1219 Dhaka | Khilgaon | Dhaka | 1 |
| 168 | La Fiesta | House 138,139, Block B, Khilgaon Chowdhuripara | Khilgaon | Dhaka | 2 |
| 169 | CHECK INN | House No. 380, Block-B, Shahid Baki Shorok, Khilgaon, Taltola, Dhaka-1219 | Khilgaon | Dhaka | 1 |
| 170 | Cafe 5six7 | 567/A (1st Floor),Shahid Baki Road, Block-C, Taltola, Khilgaon, Dhaka-1219 | Khilgaon | Dhaka | 2 |
| 171 | Hangout | opposite of Khilgaon Pallima School | Khilgaon | Dhaka | 1 |
| 172 | Olivers | 568/c taltola Khilgaon Dhaka | Khilgaon | Dhaka | 2 |
| 173 | Food Archive | 391/B khilgoan taltola. (Opposite of Pollima Sangsad), 1219 Dhaka | Khilgaon | Dhaka | 1 |
| 174 | Cafe Alppio | 567/ C Khilgaon,Dhaka, 1219 Dhaka | Khilgaon | Dhaka | 2 |
| 175 | Cafe Cheeze Panic | 426/B, Khilgaon Chowdhury para, 1219 Dhaka | Khilgaon | Dhaka | 1 |
| 176 | Mad's Food Garage | House# 394; Block# B, KhilgaonChowdhuryPara, 1219 Dhaka | Khilgaon | Dhaka | 2 |
| 177 | Meat Lovers | Ka-4 (Jagannathpur), Mamata Complex, Bashundhara R/A | Bashundhara R/A | Dhaka | 1 |
| 178 | Street BBQ | 300 Feet Road, Bashundhara R/A, 1229 Dhaka | Bashundhara R/A | Dhaka | 1 |
| 179 | Buijha Lou | Plot: 159, Raod: 3, Block: A, Bashundhara, 1229 Dhaka | Bashundhara R/A | Dhaka | 2 |
| 180 | Downtown cafe | 399/B, Shahid Baki Road, Malibag Chowdhury Para,Dhaka | Bashundhara R/A | Dhaka | 1 |
| 181 | American Blend | Bashundhara R/A old gate road, opposite of Mr Baker, Dhaka-1229 | Bashundhara R/A | Dhaka | 2 |
| 182 | The Terrace Cafe | 300 Feet Road, Khilkhet Fly Over, Progoti Sarani - Debogram Road, Dhaka | Bashundhara R/A | Dhaka | 1 |
| 183 | Macaw Restaurant | 300 Feet road, Kuril Fly Over, Bashundhara R/A, Dhaka-1229 | Bashundhara R/A | Dhaka | 1 |
| 184 | L'asparagus | 300 ft BASUNDHARA, DHAKA | Bashundhara R/A | Dhaka | 2 |
| 185 | TINA'S FLAVOUR FACTORY | House 258, Road 1, Block B,, Bashundhara R/A, Dhaka | Bashundhara R/A | Dhaka | 2 |
| 186 | Kozmo | Bashundhara Exit Road Bashundhara Dhaka | Bashundhara R/A | Dhaka | 1 |
| 187 | The Break | House #94, Dhanmondi 11/a, Dhaka | Dhanmondi | Dhaka | 2 |
| 188 | The Break | Level 5, Jamuna Future Park, Kuril Biswa Road, Dhaka | Bashundhara R/A | Dhaka | 2 |
| 189 | Nanu's Food Factory | Basundhora Residential Area, Dhaka, Bangladesh | Bashundhara R/A | Dhaka | 1 |
| 190 | Pizzarella | Bashundhara, 1229 Dhaka | Bashundhara R/A | Dhaka | 2 |
| 191 | Cafe Crush | Kuril Ghatpar,Basundhara R/A, 1216 Dhaka | Bashundhara R/A | Dhaka | 1 |
| 192 | El Dorado | Kaji Food Island, Purbachol highway, 300 feet, Bashundhara, 1229 Dhaka | Bashundhara R/A | Dhaka | 2 |
| 193 | SATAY FOOD WORLD | 300 FEET, BASHUNDHARA R/A, Dhaka | Bashundhara R/A | Dhaka | 1 |
| 194 | Cafe Underground | Ka-1/c Basundhara R/A, 1229 Dhaka | Bashundhara R/A | Dhaka | 2 |
| 195 | Eatology | 300 Feet Road, Bashundhara R/A,Dhaka-1229 | Bashundhara R/A | Dhaka | 2 |
| 196 | Loca | Ka-11, Bashundhara Road, Dhaka-1229 | Bashundhara R/A | Dhaka | 1 |
| 197 | Lets MEAT Up | Located inside Bashundhara R/A, Dhaka | Bashundhara R/A | Dhaka | 2 |
| 198 | Mouth Watering | 300 feet Road, Bashundhara R/A, Dhaka-1229 | Bashundhara R/A | Dhaka | 1 |
| 199 | Coffee Time | House-1/2, Section-6, Block-A, Avenue-5, Mirpur, Dhaka | Mirpur | Dhaka | 2 |
| 200 | Kolapata | House#17, Road#8, Opposite BUBT (main branch ) Shial Bari ,Mirpur,Dhaka | Mirpur | Dhaka | 1 |
| 201 | Bonolota | Plot-6, Main Road-3, Sec-7, Mirpur, Dhaka-1216. (Near Mirpur-11 no. bus stand) 1216 Dhaka | Mirpur | Dhaka | 2 |
| 202 | AFC rest | 68/B Pallabi Road-4 (Oposit Purrobi Cinama Hall) Mirpur Dhaka | Mirpur | Dhaka | 1 |
| 203 | VIP'S Restaurant | Sony Cinema Bhaban (2nd Floor), 2/D, 2/1, Mirpur-2, Dhaka-1216 | Mirpur | Dhaka | 1 |
| 204 | Rizbiz Cafe | Hossine Plaza, House-1, Road- 28 (Old) 15 (New), Dhaka | Mirpur road | Dhaka | 2 |
| 205 | Kathbadam | Dasura Tower (2nd Floor),Opposite of Sher-e-Bangla Cricket Stadium (Gate No.5), Mirpur, Dhaka-1216 | Mirpur | Dhaka | 1 |
| 206 | Cafe Combo | House:14. Road:3, Block: A, Section: 10, Mirpur | Mirpur | Dhaka | 1 |
| 207 | Sigree | Section 6, Block C, Mirpur 11, Dhaka | Mirpur | Dhaka | 2 |
| 208 | Coffee Express | House no: 1/1, Road no: 02, Block 'A',Mirpur - 2, Mirpur 1 | Mirpur | Dhaka | 1 |
| 209 | Banolata Food Palace | Plot-6 Main Road-3 Section-7 (Near Mirpur-11no. Bus Stand) Mirpur Dhaka - 1216 | Mirpur | Dhaka | 1 |
| 210 | Cafe MIST | Mirpur-12, Dhaka | Mirpur | Dhaka | 1 |
| 211 | Bayleaf | House# 2,Road# 5,Block-A,Section#6, Dhaka | Mirpur | Dhaka | 2 |
| 212 | Sabrosa | House # 26, Road # 5, Block # A, Section # 2, Mirpur, Dhaka- 1216 | Mirpur | Dhaka | 1 |
| 213 | Chillers | Infront of Mirpur Dohs gate, the one is near to Kalshi, 1209 | Mirpur | Dhaka | 2 |
| 214 | Hamza Bar B Q | 25/7, Tajmahal Road, Mohammadpur, 1207 Dhaka | Mohammadpur | Dhaka | 2 |
| 215 | The munch Box | 3/9,block-C,Tajmahal road,Dhaka-1207 | Mohammadpur | Dhaka | 1 |
| 216 | Filmy Cafe | House-24, Road-09, Block-Kha, Shekhertek PCCulture Housing Society,Mohammadpur, 1207 | Mohammadpur | Dhaka | 2 |
| 217 | Nutrient Cake & Pastry | Ena tower plot 57/3 Dhaka | Mohammadpur | Dhaka | 2 |
| 218 | Cafe Selfie | Ring tower (7th Floor), Sadaki Mohammadpur, Dhaka-1207 | Mohammadpur | Dhaka | 1 |
| 219 | doob | 45, Probal Housing (Level 5), 1207 Dhaka | Mohammadpur | Dhaka | 2 |
| 220 | PERI PERI XPRESS | 1st Floor, 23-26 Tajmahal Road, Mohammadpur,Dhaka-1207 | Mohammadpur | Dhaka | 1 |
| 221 | 2GO | Alipur House, 48 Shiddheswari, Ramna | Baily Road | Dhaka | 2 |
| 222 | Thirty 3 | Gold Palace 3rd Floor, 3 new baily road Dhaka | Baily Road | Dhaka | 2 |
| 223 | DOSA express | Gold Palace, 3rd Floor, 3 New Baily Road, Dhaka | Baily Road | Dhaka | 1 |
| 224 | GOLDEN FOOD | 1 New Bailey Road, Dhaka 1000 | Baily Road | Dhaka | 2 |
| 225 | L'Orange | 23/1, Natok Sharoni, New Baily Road, Dhaka | Baily Road | Dhaka | 1 |
| 226 | Coffeelicious Coffee | Opposite at gate no.2 of Viquarunessa Noon School and College | Baily Road | Dhaka | 2 |
| 227 | URBAN SPOON | Shiddeshwari/Baily Road, Dhaka, Bangladesh | Baily Road | Dhaka | 2 |
| 228 | Razzle | 143/2, New Bailey Road | Baily Road | Dhaka | 2 |
| 229 | Pabulum | 006, Motijheel Commertial Area, Dhaka-1000 | Motijheel | Dhaka | 1 |
| 230 | HIRAJHEEL HOTEL | 22 MOTIJHEEL C/A MOTIJHEEL Dhaka | Motijheel | Dhaka | 2 |
| 231 | Bluelights cafe | 87 Motijheel C.A., Dhaka-1000 | Motijheel | Dhaka | 2 |
| 232 | Islamic Arabic University | House: 44 (3rd Floor), Road: 12/A, Dhanmondi R/A, Dhaka-1209 | Dhanmondi | Dhaka | 5 |
| 233 | Sonargaon University | Karwan Bazar, Dhaka 1215 | Karwan Bazar | Dhaka | 4 |

| SL | Wi-Fi Spot Name | Address | Location | District | Estimated Hotspot Zone |
|---|---|---|---|---|---|
| 234 | Queens University | House 43/E, Road 17/A, Banani,Dhaka | Banani | Dhaka | 3 |
| 235 | Royal University of Dhaka | House No 2, Block E, Road No. 10, Dhaka 1213 | Banani | Dhaka | 4 |
| 236 | Redres Restaurant | Ring Road, Shaymoly, Ring Rd, Dhaka 1207 | Mohammadpur | Dhaka | 1 |
| 237 | University of Information Technology and Sciences | GA-37/1 Progati Sarani, Baridhara J-Block, Gulshan-2, Dhaka-1212 | Gulshan | Dhaka | 4 |
| 238 | Bangladesh Open University | Gazipur,Bangladesh | Gazipur | Dhaka | 4 |
| 239 | Bangladesh National University | Dhaka - Mymensingh Hwy, Bangladesh | Gazipur | Dhaka | 4 |
| 240 | Victoria University of Bangladesh | 69/K, Panthapath, Dhaka-1215 | Panthapath | Dhaka | 3 |
| 241 | CAPRICORN'S SKYWATCH | 19th floor, Bashundhara City Tower | Panthapath | Dhaka | 2 |
| 242 | Cozy Sizzler | Plot# CEN 4G, Road# 104, Gulshan- 2, Dhaka- 1212 | Gulshan | Dhaka | 3 |
| 243 | LAKE TERRACE | House - 25/e, Lake Drive Road,, Sector - 7, Uttara, Road 2/A, Dhaka 1230 | Uttara | Dhaka | 2 |
| 244 | LIME & THYME | Road-08, House-24, 1213 Banani Model Town, Dhaka | Banani | Dhaka | 2 |
| 245 | LOUNGE COMIDA | Rd No 23, Dhaka, Bangladesh | Gulshan | Dhaka | 2 |
| 246 | PLATTER | House#108, Road#3, Block#F, Banani, Dhaka-1213 | Banani | Dhaka | 1 |
| 247 | Savar Fried Chicken | Savar Thana Rd, Savar | Savar | Dhaka | 2 |
| 248 | ROSEBUD RESTAURANT | 56 Gulshan Avenue, Gulshan-1, Dhaka | Gulshan | Dhaka | 1 |
| 249 | THE VINTAGE RESTAURANT | Ruposhi Bangla Hotel, 1 Minto Road, Dhaka | Minto Road | Dhaka | 2 |
| 250 | MOZZARIA | 101 Gulshan Avenue, RM Centre, 2nd Floor, Dhaka-1212 | Gulshan | Dhaka | 2 |
| 251 | SAMDADO | 27 Rd No 35, Dhaka, Bangladesh | Gulshan | Dhaka | 1 |
| 252 | GRANDIOSE RESTAURANT | Kobi Faruk Sarani, Dhaka, Bangladesh | Nikunjo | Dhaka | 2 |
| 253 | THE MIRAGE | House- 9/A/1, Rd No 3, Dhaka-1212 | Gulshan | Dhaka | 1 |
| 254 | BELLA ITALIA | Molly Capita Center(MCC), (2nd Floor), 76 Gulshan Ave, Dhaka-1212 | Gulshan | Dhaka | 2 |
| 255 | PIZZA LA VITA | Plot 27, Road 1, Gulshan. Dhaka-1212 | Gulshan | Dhaka | 2 |
| 256 | PIZZA NAPOLI | House# 112/B, Road# 115, Gulshan, Dhaka-1212 | Gulshan | Dhaka | 1 |
| 257 | PIZZA ROMA | House 15, 108 Ivy Rahman Ave, Dhaka-1212 | Gulshan | Dhaka | 2 |
| 258 | THAI NATION | House: 42/1, Block: H, Rd No 7, Dhaka-1213 | Banani | Dhaka | 1 |
| 259 | VILLAGE | 3 No House., 10/11 Bir Uttam Mir Shawkat Sarak, Dhaka-1212 | Gulshan | Dhaka | 2 |
| 260 | Palanna Chinese Restaurant | Narayanganj Club Market, Bangabandhu Sarak | Narayanganj | Narayanganj | 2 |
| 261 | Bar B Q Restaurant | Narayanganj Highway, Narayanganj | Narayanganj | Narayanganj | 2 |
| 262 | Big Belly Restaurant | Narayanganj Highway, Narayanganj | Narayanganj | Narayanganj | 3 |
| 263 | Dhaka Residential Model College | Mohammadpur, Dhaka-1207 | Mohammadpur | Dhaka | 5 |
| 264 | La Aristocracy | Shahid Saifuddin Khaled Rd, Chittagong | Chittagong | Chittagong | 2 |
| 265 | Cobabs Food & Cafe - CFC | 106, K.B. Fazlul Kader Road, Chittagong Medical Main | Chittagong | Chittagong | 1 |
| 266 | Petuk-Chittagong | 157, Fazlul Kader Chowdhury Road, Chittagong | Chittagong | Chittagong | 2 |
| 267 | Coastal Mermaid Restaurant & Lounge | Port Link Rd, Chittagong 4217 | Chittagong | Chittagong | 1 |
| 268 | Spicy Onion | Chittagong, Bangladesh | Chittagong | Chittagong | 2 |
| 269 | Lahams Kebab | 13 M. M. Ali Road, Lal Khan Bazaar; Chittagong | Chittagong | Chittagong | 2 |
| 270 | Barcode Cafe | Nasirabad (beside Badsha mia petrol pump). Chittagong 4212 | Chittagong | Chittagong | 1 |
| 271 | Chubby Rolls | 413/443, Muhammad Ali Road, Chittagong | Chittagong | Chittagong | 2 |
| 272 | Snoopy | K.B. Fazlul Kader Rd, Chittagong | Chittagong | Chittagong | 2 |
| 273 | Burgwich Town Fusion Cafe | Bayazid Bostami Rd, Chittagong | Chittagong | Chittagong | 2 |
| 274 | The Pavilion | The Grand Park Hotel, 787 CDA Ave, Chittagong 4000 | Chittagong | Chittagong | 1 |
| 275 | Broast Cafe - Lalkhan Bazar | Dhaka Chittagong Highway, Chittagong | Chittagong | Chittagong | 2 |
| 276 | Boom Town | MM Ali road (Opposite to Shilpokola academy) | Chittagong | Chittagong | 2 |
| 277 | Lajawab Restaurant | Goalpahar Mor,Opposite to Burgwich Town, Chittagong | Chittagong | Chittagong | 2 |
| 278 | Red Chilli Restaurant | M.A Aziz Stadium,Main Gate,S.S Khaled Road, Chittagong | Chittagong | Chittagong | 1 |
| 279 | Royal Hut | Shahid Saifuddin Khaled Rd, Chittagong | Chittagong | Chittagong | 2 |
| 280 | Wok&Roll | Bayazid Bostami Rd, Chittagong | Chittagong | Chittagong | 1 |
| 281 | The Heritage Restaurant | 3072, Shiek Mujib Road, Agrabad Dhaka Chittagong Highway | Chittagong | Chittagong | 2 |
| 282 | Broast Cafe - Muradpur | CDA Ave, Chittagong, | Chittagong | Chittagong | 1 |
| 283 | Silver Spoon | Sattar Chamber, 99, Chittagong | Chittagong | Chittagong | 2 |
| 284 | AFC | 4A SHOP, 805/D Gani Complex, CDA Ave, Chittagong 4000 | Chittagong | Chittagong | 1 |
| 285 | Sports Lounge | CDA Ave, Chittagong | Chittagong | Chittagong | 2 |
| 286 | Asian SR Hotel | 291 Station Rd, Chittagong 4000 | Chittagong | Chittagong | 1 |
| 287 | Haatkhola | 6 Surson Road, Near Mount Hospital, Chittagong | Chittagong | Chittagong | 2 |
| 288 | Hotel Grand Park | Bangabandhu Uddyan (Bell's Park), Band Road, Chandmari | Barisal | Barisal | 3 |
| 289 | Why Not | FR Tower (Ground Floor),32,Kemal Ataturk Avenue | Banani | Dhaka | 1 |
| 290 | Lotus | 131 KB-Fazlul Kader Road,Just Opposite to Chittagong Road, Chittagong | Chittagong | Chittagong | 2 |
| 291 | Green Chili Restaurant | Jubilee Rd, Chittagong, | Chittagong | Chittagong | 2 |
| 292 | Tekiya-CTG | Blossom Garden,CDA Avenue,GEC, Chittagong | Chittagong | Chittagong | 2 |
| 293 | Da Signature | Jamal Khan Road. Chittagong 420 | Chittagong | Chittagong | 2 |
| 294 | Laziza | O.R. Nizam Rd, Chittagong | Chittagong | Chittagong | 3 |
| 295 | Paraiso Bistro | 1000/A, Hosne Ara Villa (Level - 4), beside Sanmar Ocean City, CDA Avenue, East Nasirabad, N1, Chittagong 4209 | Chittagong | Chittagong | 1 |
| 296 | Window@85 | 85, Shiraj Building, Muradpur, 4000 Chittagong | Chittagong | Chittagong | 1 |
| 297 | HOTEL Sedona | 88, Sadar Road | Barisal | Barisal | 2 |
| 298 | Good Eats | Sanmar ocean city, CDA Avenue, Shop-508, Chittagong | Chittagong | Chittagong | 3 |
| 299 | Kashundi | House:102,Opposite Probortak School, Chittagong | Chittagong | Chittagong | 2 |
| 300 | Khana Ghat | Percival Hill Rd, Chittagong | Chittagong | Chittagong | 3 |
| 301 | HOTEL IMPERIAL | Girzamoholla, K.B. Hemayet Uddin Road, Barisal 8200 | Barisal | Barisal | 1 |
| 302 | Bro's | Chittagong, Bangladesh | Chittagong | Chittagong | 2 |
| 303 | The Gallery | Shop 3-7/17, Eastern Gallery, M.A. Aziz Stadium, Chittagong | Chittagong | Chittagong | 1 |
| 304 | The Peninsula Chittagong | Bulbul Center, 486/B CDA Ave, Chittagong 4000 | Chittagong | Chittagong | 1 |
| 305 | Crush Cafe | 165,chatteswari road, 4000 Chittagong | Chittagong | Chittagong | 3 |
| 306 | Aristos Boutique Hotel | House#3, 3 Zakir Hossain Rd, Chittagong | Chittagong | Chittagong | 1 |
| 307 | Avalon Restaurant | 449 Chatteshwari Rd, Chittagong | Chittagong | Chittagong | 3 |
| 308 | Greedy Guts | Naval Avenue ,CRB Rd, Chittagong | Chittagong | Chittagong | 2 |

| SL | Wi-Fi Spot Name | Address | Location | District | Estimated Hotspot Zone |
|---|---|---|---|---|---|
| 309 | Filli Restaurant | College Rd, Chittagong, | Chittagong | Chittagong | 3 |
| 310 | Orchid Business Hotel | SK Mujib Road (Dampara Bus stand to GEC Circle), Chittagong | Chittagong | Chittagong | 3 |
| 311 | Gourmet Chicken | Chittagong, Bangladesh | Chittagong | Chittagong | 2 |
| 312 | ThinkFood Cafe | 150, Jamalkhan, Lichubagan. Chittagong 4000 | Chittagong | Chittagong | 3 |
| 313 | Roof- BBQ & Steak | 605/A, Mehedibag. Chittagong 4000 | Chittagong | Chittagong | 2 |
| 314 | CLUB-PRO Cafe & Ice cream | CDA Ave, Chittagong, Bangladesh | Chittagong | Chittagong | 3 |
| 315 | Landmark Hotel & Restaurant | 3072 Sheikh Mujib Rd, Chittagong | Chittagong | Chittagong | 2 |
| 316 | Lingzhi Cafeteria, Chawkbazar | Ikon Kashem Tower, 1st Floor, College Road, Chawkbazar | Chittagong | Chittagong | 3 |
| 317 | City View Revolving Restaurant | Mini Bangladesh, Chandgaon, Bohardarhat, Chittagong | Chittagong | Chittagong | 2 |
| 318 | Eatopia | Barutkhana Point, East Zindabazar, Sylhet 3100 | Sylhet | Sylhet | 2 |
| 319 | Tico Taco | Sunamganj Hwy, Sylhet | Sylhet | Sylhet | 1 |
| 320 | Grameen Restaurent | College Road, Beanibazar, Sylhet City, | Sylhet | Sylhet | 1 |
| 321 | Cafe Bistro | Planet Araf, Zindabazar. Sylhet 3100 | Sylhet | Sylhet | 2 |
| 322 | Chapsli 1 | Bhanugach Road, Srimangal, Bangladesh. Moulvi Bazar 3210 | Sylhet | Sylhet | 1 |
| 323 | Olive Tree Restaurant and Shisha Lounge | Jail Rd, Sylhet, Bangladesh | Sylhet | Sylhet | 2 |
| 324 | Surma River Cruise Restaurant | Surma River, Bangladesh | Sylhet | Sylhet | 2 |
| 325 | Vujon Adda | Moulavibazar Road,Sreemangal, Dhaka Sylhet Rd, Sreemangal 3210 | Sylhet | Sylhet | 2 |
| 326 | Bhujon Bari | Sylhet, Bangladesh | Sylhet | Sylhet | 1 |
| 327 | Hot Spot | Jallarpar Rd, Sylhet, Bangladesh | Sylhet | Sylhet | 2 |
| 328 | Agra Restaurant | Sreemangal, Sylhet | Sylhet | Sylhet | 1 |
| 329 | Woondal | Sylhet, Bangladesh | Sylhet | Sylhet | 2 |
| 330 | Hamadan Restaurant | 3rd Floor, Al-Hamra Shopping City, Hazrat Shahjalal Rd, Sylhet 3100 | Sylhet | Sylhet | 1 |
| 331 | Rainbow Chinese Restaurant | Nayasark Road, Sylhet 3100, Bangladesh | Sylhet | Sylhet | 3 |
| 332 | Saffron Restaurant | Shahjalal Upashahar Main Rd, Sylhet 3100 | Sylhet | Sylhet | 3 |
| 333 | Mermaid Cafe | Cox's Bazar, Bangladesh | Cox's Bazar | Cox's Bazar | 2 |
| 334 | Devine Sea Stone Cafe | Cox's Bazar, Bangladesh | Cox's Bazar | Cox's Bazar | 2 |
| 335 | Sea Lamp Beach Cafe | Cox's Bazar, Bangladesh | Cox's Bazar | Cox's Bazar | 2 |
| 336 | Stone Forest | Cox's Bazar, Bangladesh | Cox's Bazar | Cox's Bazar | 3 |
| 337 | Koyla | Cox's Bazar, Bangladesh | Cox's Bazar | Cox's Bazar | 1 |
| 338 | Taranga Restaurant | Sughandha Beach Rd, Cox's Bazar, Banglades | Cox's Bazar | Cox's Bazar | 3 |
| 339 | Rock N Roll Cafe | New Beach Rd, Cox's Bazar, Bangladesh | Cox's Bazar | Cox's Bazar | 2 |
| 340 | Beach Planet | Cox's Bazar Marine Drive, Cox's Bazar | Cox's Bazar | Cox's Bazar | 3 |
| 341 | Tabbaq Restaurant | Cox's Bazar Marine Drive, Cox's Bazar | Cox's Bazar | Cox's Bazar | 1 |
| 342 | Shok-Signature Cafe | Jalaswaritola , Bogra; 5800 Bogra | Bogra | Bogra | 3 |
| 343 | Order's Up | N6, Rajshahi, Bangladesh | Rajshahi | Rajshahi | 2 |
| 344 | Twist & Taste | Rajshahi 6100, Bangladesh | Rajshahi | Rajshahi | 2 |
| 345 | Cicily Thai Chinese Restaurant | City Bazar Rd, Rangpur, Bangladesh | Rangpur | Rangpur | 3 |
| 346 | Caspia | Cantonment Rd, Rangpur 5400, Bangladesh | Rangpur | Rangpur | 2 |
| 347 | Ahar Restaurant | Station Road, Rangpur, Bangladesh | Rangpur | Rangpur | 2 |
| 348 | Dhaka North City Corporation (DNCC) | Karwan Bazar (Verious Location) | Dhaka | Dhaka | 18 |
| 349 | Dhaka North City Corporation (DNCC) | Gulshan Park | Dhaka | Dhaka | 5 |
| 350 | Dhaka North City Corporation (DNCC) | Banani (Verious Location) | Dhaka | Dhaka | 18 |
| 351 | Dhaka North City Corporation (DNCC) | Mirpur (Verious Location) | Dhaka | Dhaka | 18 |
| 352 | Friends Telecom | Taltala New Bazar Rd, Dhaka | Taltala | Dhaka | 1 |
| 353 | Nikko Telecom | Nikko Telecom, Dhaka, Bangladesh | Dhaka | Dhaka | 1 |
| 354 | Fashion Telecom | Fashion Telecom, Dhaka, Bangladesh | Dhaka | Dhaka | 1 |
| 355 | Akash Telecom | Akash Telecom, Rajshahi | Rajshahi | Rajshahi | 1 |
| 356 | Mobile Corner | Mobile Corner, Dinazpur | Dinajpur | Dinajpur | 1 |
| 357 | Eastern Yeakub Plaza | Dhaka-Comilla-Chittagong Bypass Rd, Comilla | Comilla | Comilla | 5 |
| 358 | Ujala Mansion | Ujala Mansion, Comilla | Comilla | Comilla | 5 |
| 359 | Cantonment market | Comilla Cantonment, comilla | Comilla | Comilla | 5 |
| 360 | Raipur Bazar | Raipur Bazar, Lakshmipur-3700 | Lakshmipur | Lakshmipur | 5 |
| 361 | Chack Bazar | Chack Bazar, Lakshmipur-3700 | Lakshmipur | Lakshmipur | 5 |
| 362 | CDA market | C D A Market Pahartali, Chittagong | Chittagong | Chittagong | 4 |
| 363 | Singapore Market | Agrabad Access Rd, Chittagong | Chittagong | Chittagong | 5 |
| 364 | CEPZ | CEPZ, Chittagong | Chittagong | Chittagong | 5 |
| 365 | Karimullah Market | Bazar Road, Bandar 1430 | Sylhet sadar | Sylhet | 5 |
| 366 | Habigonj Pouro Market | Pouro Biponi Market Post Office Road, Habiganj | Habiganj | Habiganj | 5 |
| 367 | Khaja Garden city | Khaja Garden City,habiganj | Habiganj | Habiganj | 4 |
| 368 | New Market | New Market, Chakaria | chakaria | Chittagong | 5 |
| 369 | Mostafa city | Mostafa city, Lohagora, Chittagong | Lohagora | Chittagong | 5 |
| 370 | BUP | Mirpur Cantonment, Dhaka- 1216 | Mirpur | Dhaka | 3 |
| 371 | BUBT | Plot # 77-78, Road # 9, Rupnagar, Dhaka-1216 | Mirpur | Dhaka | 2 |
| 372 | Eden Mohila College | Azimpur Road, Dhaka-1205 | Azimpur | Dhaka | 3 |
| 373 | Asia Pacific | 4/A,Dhanmondi, Dhaka | Dhanmondi | Dhaka | 3 |
| 374 | State University | 138, Mirpur Road, Dhaka-1205 | Dhaka | Dhaka | 3 |
| 375 | Jahangir Nagar Universiry | Jahangir Nagar, Savar | Savar | Dhaka | 3 |
| 376 | Sher-E-Bangla Agriculture University | Sher- e-Bangla Nagar, Dhaka-1207 | Agargaon | Dhaka | 5 |
| 377 | IBAIS | House # 21/A, Road# 16(27 Old) Dhanmondi., Rd No.16, Dhaka 1209 | Dhanmondi | Dhaka | 2 |
| 378 | Daffodil International University | 102, Mirpur Road, Dhaka-1207 | Sukrabadh | Dhaka | 2 |
| 379 | IUT | Board Bazar, Gazipur | Gazipur | Dhaka | 2 |
| 380 | LCLS | Shahid Abdul Matin Road, 58 Kalabagan 1st Ln, Dhaka 1205 | Kalabagan | Dhaka | 2 |
| 381 | University of South Asia | House 76 & 78, Block B, Rd No. 14, Dhaka 1212 | Banani | Dhaka | 2 |
| 382 | ASA University | 23/3,Bir Uttam A.N.M Nuruzzaman Sarak,Mirpur Road, Dhaka-1207 | Shymoli | Dhaka | 3 |
| 383 | Shanto Mariam University | Main Campus, 13 Gareeb-e-Nawaz Ave, Dhaka 1230 | Uttara | Dhaka | 2 |
| 384 | Dhaka Medical | Secretariate Rd, Dhaka 1000 | Dhaka | Dhaka | 3 |

| SL | Wi-Fi Spot Name | Address | Location | District | Estimated Hotspot Zone |
|---|---|---|---|---|---|
| 385 | Dhaka Dental college | Mirpur, Section-14. Mirpur 1206 | Mirpur | Dhaka | 4 |
| 386 | Salimullah Medical College | Mitford Rd, Dhaka 1100 | Old Dhaka | Dhaka | 3 |
| 387 | BSMMU | Shahbag Foot Over Bridge, Dhaka 1000 | Shahbag | Dhaka | 2 |
| 388 | Shikder Medical College | Monica Estate., Dhaka 1209 | Dhaka | Dhaka | 5 |
| 389 | Uttara Womens Medical | Plot no 4. Sector- 1, Road-9, Dhaka-1230 | Uttara | Dhaka | 5 |
| 390 | DUET | Shimultoly Rd, Joydebpur | | Dhaka | 5 |
| 391 | Gono University, Savar | Nolam, Mirzanagar, 1344, Savar | Savar | Dhaka | 4 |
| 392 | Mymensingh Agriculture University | BAU Main Rd, Mymensingh 2202 | Mymensingh | Mymensingh | 5 |
| 393 | Mymensingh Medical college | Dhaka-Mymensingh Rd, Mymensingh | Mymensingh | Mymensingh | 5 |
| 394 | Anondo Mohon College | Anondo Mohon College, Mymensingh | Mymensingh | Mymensingh | 5 |
| 395 | Jatiyo Kobi Kazi Nazrul Islam, Mymensingh | Jatiyo Kobi Kazi Nazrul Islam, Mymensingh | Mymensingh | Mymensingh | 4 |
| 396 | Tejgaon Polytechnic Institute | Dhaka-Bangladesh | Tejgaon | Dhaka | 5 |
| 397 | Titumir College | Bir Uttam AK Khandakar Road, Dhaka-1213 | Mohakhali | Dhaka | 3 |
| 398 | Tejgaon College | 16 Indira Rd, Dhaka 1215, Bangladesh | Framgate | Dhaka | 3 |
| 399 | Mirpur Bangla College | Dar - Us - Salam Rd, Dhaka 121 | Technical | Dhaka | 2 |
| 400 | Dhaka College | PO- New Market Dhanmondi, Mirpur Rd, Dhaka 1205 | Dhanmondi | Dhaka | 5 |
| 401 | Kobi Nazrul College | Dhaka 1100, Bangladesh | Dhaka | Dhaka | 5 |
| 402 | Siddheswari Girls College | 148, Samsung Smartphone Cafe New Baily Rd, Dhaka 1000 | Baily Road | Dhaka | 5 |
| 403 | Chittagong University | Chittagong University, Chittagong | Chittagong | Chittagong | 5 |
| 404 | International Islamic University | Kumira, Sitakunda, Chittagong, Bangladesh | Chittagong | Chittagong | 5 |
| 405 | Ctg Medical College | Chittagong, Bangladesh | Chittagong | Chittagong | 4 |
| 406 | Cox's Bazar International University | N110, Cox's Bazar 4700, Bangladesh | Cox's Bazar | Cox's Bazar | 5 |
| 407 | Noakhali Science & Technolgy University | Noakhali Science and Technology University, Sonapur, University Rd, 3814 | Sonapur | Noakhali | 4 |
| 408 | Comilla University | Comilla University Road, Kotbari, Comilla, 3500 | Kotbari | Comilla | 5 |
| 409 | Comilla Medical College | Dr Akhtar Hameed Khan Rd, Comilla 3500 | Comilla | Comilla | 2 |
| 410 | Victoria College (Hons) | Victoria College Road, Comilla 3500 | Comilla | Comilla | 2 |
| 411 | University of Scicence & Technology Ctg | Chittagong, Bangladesh | Chittagong | Chittagong | 2 |
| 412 | Ctg Independent university | Minhaj Complex, 12, Jamal Khan Rd, Chittagong 4000 | Chittagong | Chittagong | 2 |
| 413 | Govt. Commerce College | Chittagong, Bangladesh | Chittagong | Chittagong | 2 |
| 414 | Ctg. Govt. Womens College | Chittagong, Bangladesh | Chittagong | Chittagong | 2 |
| 415 | University of Information Technology and Science | 40/1 Zakir Hossain Road, South Khulshi Chittagong-4225 | Chittagong | Chittagong | 2 |
| 416 | Port City International University | 7 - 14, Nikunja Housing Society, South Khulshi, S Khulshi Rd, Chittagong | Chittagong | Chittagong | 2 |
| 417 | East Delta University | 1267/A, Goshaildanga, Sheikh Mujib Rd, Chittagong | Chittagong | Chittagong | 2 |
| 418 | Ctg Govt. College | College Rd, Chittagong 4218 | Chittagong | Chittagong | 2 |
| 419 | Haji Muhammad Mohsin College | College Rd, Chittagong 4000 | Chittagong | Chittagong | 2 |
| 420 | SUST | Sylhet 3114, Bangladesh | Sylhet | Sylhet | 2 |
| 421 | Sylhet Medical College | Medical College Rd, Sylhet, Bangladesh | Sylhet | Sylhet | 2 |
| 422 | Sylhet MC College | Tamabil Road, Sylhet 3100, Bangladesh | Sylhet | Sylhet | 2 |
| 423 | Sylhet Metropolitan University | Hazrat Shahjalal Rd, Sylhet 3100 | Sylhet | Sylhet | 2 |
| 424 | New Degree College | N6, Rajshahi, Bangladesh | Rajshahi | Rajshahi | 2 |
| 425 | Rajshahi Mohila College | Rajshahi 6000, Bangladesh | Rajshahi | Rajshahi | 2 |
| 426 | Rajshahi Polytecnic Institute | Naogaon Hwy, Rajshahi 6203 | Rajshahi | Rajshahi | 2 |
| 427 | Rajshahi University | Dhaka Hwy, Rajshahi 6205, Bangladesh | Rajshahi | Rajshahi | 6 |
| 428 | RUET | University Kazla Masjid, Rajshahi 6204 | Rajshahi | Rajshahi | 3 |
| 429 | City College | Rajshahi, Bangladesh | Rajshahi | Rajshahi | 2 |
| 430 | Rajshahi College | Saheb Bazar Rd, Rajshahi 6100 | Rajshahi | Rajshahi | 2 |
| 431 | Rajshahi Medical College | Rajshahi, Bangladesh | Rajshahi | Rajshahi | 2 |
| 432 | Rangpur Medical College | Rangpur, Bangladesh | Rangpur | Rangpur | 2 |
| 433 | Kar Michael College | College Road, Rangpur 5400, Bangladesh | Rangpur | Rangpur | 3 |
| 434 | Begum Rokeya University | Modern Mor Road, Rangpur 5400 | Rangpur | Rangpur | 2 |
| 435 | Moulana Vashani Science & Technology University | Santosh, 1902, Tangail, Bangladesh | Tangail | Tangail | 3 |
| 436 | Edward College, Pabna | College Road, Pabna 6600, Bangladesh | Pabna | Pabna | 3 |
| 437 | Nawabganj Govt. College | Chapai Nawabganj, Bangladesh | Chapai Nawabganj | Chapai Nawabganj | 2 |
| 438 | Sirajganj Govt. Degree College | Sirajganj, Bangladesh | Sirajganj | Sirajganj | 2 |
| 439 | Khawja Eunus Ali Medical College | Vill: Enayetpur P.O: Enayetpur, P.S: Enayetpur Sharif Upazila: Chowhali, Medical College Road, 6751 | Sirajganj | Sirajganj | 2 |
| 440 | Degree College | Joypurhat, Bangladesh | Joypurhat | Joypurhat | 2 |
| 441 | Singra Degree College | Singra Degree College, Natore | Natore | Natore | 2 |
| 442 | Nawab Sirajuddola Govt. Degree College | Natore, Bangladesh | Natore | Natore | 3 |
| 443 | Dinajpur Medical College | Dinajpur 5200, Bangladesh | Dinajpur | Dinajpur | 2 |
| 444 | Dinajpur govt. College | Dhaka - Dinajpur Hwy, Dinajpur 5200, Bangladesh | Dinajpur | Dinajpur | 3 |
| 445 | Dinajpur Mohila College | Balubari, Dinajpur, Bangladesh | Dinajpur | Dinajpur | 2 |
| 446 | Haji Danesh University of Science & Technology | HSTU, Basherhat Dhaka - Dinajpur Hwy, 5200 | Dinajpur | Dinajpur | 2 |
| 447 | Azizul Haque College | College Rd, johurulnogar sodor, 5800, Bogra | Bogra | Bogra | 3 |
| 448 | Shah Sultan College | Sherpur Road, Bogra, Bangladesh | Bogra | Bogra | 2 |
| 449 | Syed Ahmed College | Sukhanpukur, Gaptoli. Bogra 5800 | Bogra | Bogra | 3 |
| 450 | Bogra Medical College | Bogra City Bypass, Bogra 5800, Bangladesh | Bogra | Bogra | 2 |
| 451 | Mohila College | Mohila College, Bogra | Bogra | Bogra | 3 |
| 452 | Khulna University | Sher-E-Bangla Rd, Khulna 9208 | Khulna | Khulna | 2 |
| 453 | KUET | Khulna 9203, Bangladesh | Khulna | Khulna | 3 |
| 454 | Khulna Medical College | Khulna, Bangladesh | Khulna | Khulna | 2 |
| 455 | Khulna BL College | B.L. College Rd, Khulna 9202, Bangladesh | Khulna | Khulna | 3 |
| 456 | Khulna Commerce College | Upper Jessore Rd, Khulna, Bangladesh | Khulna | Khulna | 3 |
| 457 | MM College | Taltola Ln, Khulna, Bangladesh | Khulna | Khulna | 5 |
| 458 | Ad-Din Medical College | 2 Bara Maghbazar, Outer Circular Rd, Dhaka 1217 | Khulna | Khulna | 5 |

| SL | Wi-Fi Spot Name | Address | Location | District | Estimated Hotspot Zone |
|---|---|---|---|---|---|
| 459 | Boyra Mohila College | KHALISHPUR - 9000 | Khulna | Khulna | 3 |
| 460 | Islamic University | Kushtia - Jhenaidah Hwy, 7003, Bangladesh | Kustia | Kustia | 2 |
| 461 | Projukti University | Jessore, Bangladesh | Jessore | Jessore | 3 |
| 462 | M.M. College | Jessore, Bangladesh | Jessore | Jessore | 2 |
| 463 | Govt. college | Govt. H. S. S. College, Magura, M R Road, Magura 7600 | Magura | Magura | 5 |
| 464 | Adorshaw College | Magura, Bangladesh | Magura | Magura | 3 |
| 465 | Victoria College (Hons) | Narail, Bangladesh | Norail | Norail | 3 |
| 466 | Womens College | Narail, Bangladesh | Norail | Norail | 2 |
| 467 | Lohagara College | Narail, Bangladesh | Norail | Norail | 4 |
| 468 | BM College | BM College Rd, Barisal 8200 | Barisal | Barisal | 5 |
| 469 | Barisal Medical College | Baptist Mission Road, Barisal 8200 | Barisal | Barisal | 2 |
| 470 | University of Barisal | Dhaka-Patuakhali Highway, Bangladesh | Barisal | Barisal | 3 |
| 471 | Patuakhali Science and Technology University | Dumki, 8602, Bangladesh | Barisal | Barisal | 5 |
| 472 | Rajendra College Hons Branch | Govt. Rajendra College, Faridpur | Faridpur | Faridpur | 2 |
| 473 | Saroda Shundori Mohila College | Faridpur, bangladesh | Faridpur | Faridpur | 3 |
| 474 | Faridpur Medical College | Faridpur Medical College | | Faridpur | 2 |
| 475 | Polytechnic Institute | Shoriatpur, Bangladesh | Shoriatpur | Shoriatpur | 2 |
| 476 | Govt. college | Govt. college, Shoriatpur | Shoriatpur | Shoriatpur | 2 |
| 477 | K.C. College | H.S.S Rd, Jhenaidah 7300, Bangladesh | Jhenaidah | Jhenaidah | 3 |
| 478 | Madaripur College | Madaripur College road, Madaripur | Madaripur | Madaripur | 2 |
| 479 | Govt. college | Jhalokati, Bangladesh | Jhalokathi | Jhalokathi | 1 |
| 480 | BSMR Science & Technology University, Gopalganj | Gopalganj Town Rd, Gopalganj, Bangladesh | Gopalganj | Gopalganj | 2 |
| 481 | Lalmonirhat Govt. College | Lalmonirhat, Bangladesh | Lalmonirhat | Lalmonirhat | 1 |
| 482 | Mohila College | Lalmonirhat, Bangladesh | Lalmonirhat | Lalmonirhat | 2 |
| 483 | Naogaon Govt. College | Bangabaria, Naogaon. Naogaon 6500. | Naogaon | Naogaon | 2 |
| 484 | Naogaon Mohila college | Naogaon, Bangladesh | Naogaon | Naogaon | 2 |
| 485 | Shantahar Degree College | Naogaon, Bangladesh | Naogaon | Naogaon | 2 |
| 486 | Gobindoganj Degree College | Gobindagonj, Gaibandha | Gaibandha | Gaibandha | 2 |
| 487 | Kurigram Govt. College | Kurigram, Bangladesh | Kurigram | Kurigram | 2 |
| 488 | Kurigram Womens College | Kurigram, Bangladesh | Kurigram | Kurigram | 2 |
| 489 | Nilphamari Degree College | Hospital Road, Nilphamari 5300, Bangladesh | Nilphamari | Nilphamari | 2 |
| 490 | Nilphamari mohila College | Saidpur - Nilphamari Rd, Nilphamari 5300 | Nilphamari | Nilphamari | 3 |
| 491 | Syedpur degree College | Saidpur, Bangladesh | Saidpur | Saidpur | 3 |
| 492 | Syedpur mohila college | Saidpur, Bangladesh | Saidpur | Saidpur | 3 |
| 493 | Thakurgaon College | College Road, Thakurgaon, Bangladesh | Thakurgaon | Thakurgaon | 1 |
| 494 | Mohila College | Mirza Ruhul Amin Rd, Thakurgaon, Bangladesh | Thakurgaon | Thakurgaon | 3 |
| 495 | Naz Garden | Bogra City Bypass, Bogra 5800, | Bogra | Bogra | 3 |
| 496 | Red Chillies | Sherpur Road, Bogra 5800, Bangladesh | Bogra | Bogra | 3 |
| 497 | Hotel Siesta | Fuldhigi, Banani, Bogra 5800, Bangladesh | Bogra | Bogra | 3 |
| 498 | Safeway Motel & Resort | Shantahar Road, Erulia, Bangladesh | Bogra | Bogra | 3 |
| 499 | Officers Club | Officers Club, bogra, Bangladesh | Bogra | Bogra | 3 |
| 500 | Rifles Club | Bogra Rifle Club,Bogra, Bogra, Bangladesh | Bogra | Bogra | 2 |
| 501 | Hotel Dalas International | Hotel Dalas International, Rajshahi | Rajshahi | Rajshahi | 3 |
| 502 | Rajshahi Nice Hotel | Rajshahi Nice Hotel, Rajshahi | Rajshahi | Rajshahi | 6 |
| 503 | Aristocrat Coffee Shop and Restaurant | Aristocrat Coffee Shop and Restaurant, Rajshahi | Rajshahi | Rajshahi | 2 |
| 504 | Hotel Mukta | Hotel Mukta, Rajshahi, Bangladesh | Rajshahi | Rajshahi | 3 |
| 505 | Nankin Chinese Restaurant | Rajshahi, Bangladesh | Rajshahi | Rajshahi | 2 |
| 506 | Hotel Midtown International | Rajshahi 6100, Bangladesh | Rajshahi | Rajshahi | 2 |
| 507 | Hotel Sukarna Int | Samobai Super Market, Malopara, Rajshahi | Rajshahi | Rajshahi | 1 |
| 508 | Hotel Sharna | Kazi Nazrul Islam Road Shaheb Bazar, Rajshahi | Rajshahi | Rajshahi | 1 |
| 509 | Hotel Gulshan | Station Rd, Rajshahi, Bangladesh | Rajshahi | Rajshahi | 1 |
| 510 | Hotel Heaven | Station Bazar, Station Rd, Rajshahi, Bangladesh | Rajshahi | Rajshahi | 1 |
| 511 | Hotel Golden Star | Station Rd, Rajshahi, Bangladesh | Rajshahi | Rajshahi | 1 |
| 512 | Hotel Hassan | 15, Kashoblal Rd., Mike Potti, Jessore, Bangladesh | Jessore | Jessore | 1 |
| 513 | Press Club | Mujib Sorok,. Jessore 7400 | Jessore | Jessore | 5 |
| 514 | Pouro Club Jessore | 7400 Jessore, Bangladesh | Jessore | Jessore | 3 |
| 515 | City Plaza | City Plaza Rd, Jessore 7400, Bangladesh | Jessore | Jessore | 1 |
| 516 | Jessore Club | Burhan Shah Rd, Jessore 7400, Bangladesh | Jessore | Jessore | 3 |
| 517 | Hotel Magpie Hotels | 15, Kashoblal Rd., Mike Potti, Jessore, Bangladesh | Jessore | Jessore | 1 |
| 518 | Rose View Hotel | Shahjalal Upashahar Main Rd, Sylhet, Bangladesh | Sylhet | Sylhet | 1 |
| 519 | Hotel Star Pacific | Dargah Gate, Sylhet, Bangladesh | Sylhet | Sylhet | 1 |
| 520 | Nirvana Inn | Mirza Jangal Rd, Sylhet 3100, Bangladesh | Sylhet | Sylhet | 1 |
| 521 | Nazimgarh Resorts | Lala Khal Road, Bangladesh | Sylhet | Sylhet | 1 |
| 522 | Shuktara Nature Retreat | Uddin Hills, Shahporan Uposhohor,Khadimnagar, Bangladesh | Sylhet | Sylhet | 1 |
| 523 | Dusai Resort & Spa | Moulvibazar Sadar, Dhaka - Moulvibazar Hwy, Bangladesh | Moulvibazar | Sylhet | 1 |
| 524 | La Rose Hotel | Colony Road, Sylhet, Bangladesh | Sylhet | Sylhet | 1 |
| 525 | Sylhet Station Club Ltd. | Bondor Bazar; 3100 Sylhet, Bangladesh | Sylhet | Sylhet | 3 |
| 526 | Grand Sultan Tea Resort and Golf | Radhanagar, Sreemongal - Bhanugach Rd, 3210 | Sreemangal | Sylhet | 3 |
| 527 | Sylhet Chamber of Commerce and Industry | Jail Rd, Sylhet 3100, Bangladesh | Sylhet | Sylhet | 3 |
| 528 | Hotel Athena International | Barisal, Bangladesh | Barisal | Barisal | 1 |
| 529 | Barisal Club | Club Rd, Barisal 8200, Bangladesh | Barisal | Barisal | 3 |
| 530 | Barisal Officer's Club | Band Rd, Barisal 8200, Bangladesh | Barisal | Barisal | 3 |
| 531 | Officer's Club | Officer's Club, Rangpur, Bangladesh | Rangpur | Rangpur | 3 |
| 532 | Hotel North View | Central Rd, Rangpur, Bangladesh | Rangpur | Rangpur | 1 |
| 533 | Parjaton Motel | R.K. Road, Rangpur 5400, Bangladesh | Rangpur | Rangpur | 1 |
| 534 | Western Inn international Ltd. | 51, Khan -a-Sabur Road Upper Jessore Rd, Khulna 9100 | Khulna | Khulna | 1 |
| 535 | Khulna Chamber of Commerce & Industry | Chamber Mansion, 5 KDA C/A khulna,, Upper Jessore Rd, Khulna | Khulna | Khulna | 3 |
| 536 | Khulna Club | 1065 Upper Jessore Rd, Khulna 9100, Bangladesh | Khulna | Khulna | 3 |
| 537 | Hotel Castle Salam | G-8 Taltola Ln, Khulna 9000, Bangladesh | Khulna | Khulna | 1 |

| SL | Wi-Fi Spot Name | Address | Location | District | Estimated Hotspot Zone |
|---|---|---|---|---|---|
| 538 | Hotel Royal International | A-33, Khan Jahan Ali Rd, Khulna 9100, Bangladesh | Khulna | Khulna | 1 |
| 539 | Hotel Tiger Garden | 01 KDA Avenue, Shib Bari More, Khulna 9100 | Khulna | Khulna | 1 |
| 540 | Comilla Export Processing Zone | Dr Akhtar Hameed Khan Road, Comilla 3500, Bangladesh | Comilla | Comilla | 5 |
| 541 | Comilla Club | Comilla 3500, Bangladesh | Comilla | Comilla | 5 |
| 542 | Comilla City Club | Laksham Rd, Comilla 3500, Bangladesh | Comilla | Comilla | 5 |
| 543 | Dhaka North City Corporation | Gabtoli bus stand | Gabtoli | Dhaka | 5 |
| 544 | Dhaka North City Corporation | Mohakhali Bus Stand | Mohakhali | Dhaka | 10 |
| 545 | Dhaka North City Corporation | Mirpur (various locations) | Mirpur | Dhaka | 20 |
| 546 | Dhaka North City Corporation | Gulshan DCC market | Gulshan | Dhaka | 5 |
| 547 | Dhaka North City Corporation | Banani (various locations) | Banani | Dhaka | 20 |
| 548 | Sayeman Beach Resort | Sayeman Beach Resort, Kolatoli, Cox's Bazar | Cox's Bazar | Cox's Bazar | 1 |
| 549 | Long Beach Hotel | Long Beach Hotel, Kolatoli Beach, Cox's Bazar | Cox's Bazar | Cox's Bazar | 1 |
| 550 | Seagull hotel coxsbazar | Cox's Bazar, Bangladesh | Cox's Bazar | Cox's Bazar | 1 |
| 551 | Mermaid Beach Resort | Pechar Dwip, Cox's Bazar Marine Drive Road, Bangladesh | Cox's Bazar | Cox's Bazar | 1 |
| 552 | Mermaid Eco Resort | Mermaid Eco Resort, Cox's Bazar | Cox's Bazar | Cox's Bazar | 1 |
| 553 | Hotel Sea Palace Limited | Kalatoli Road,, Cox's Bazar, Bangladesh | Cox's Bazar | Cox's Bazar | 1 |
| 554 | Hotel Sea Princess | Cox's Bazar, Bangladesh | Cox's Bazar | Cox's Bazar | 1 |
| 555 | Hotel Praasad Paradise Hotel & Resort | Cox's Bazar, Bangladesh | Cox's Bazar | Cox's Bazar | 1 |
| 556 | Devine Eco Resort | Zone-2 Kolatali Beach Point Cox'sbaza | Cox's Bazar | Cox's Bazar | 1 |
| 557 | Shawarma king | New Beach Rd, Cox's Bazar, Bangladesh | Cox's Bazar | Cox's Bazar | 1 |
| 558 | Poushee Restaurant | Cox's Bazar, Bangladesh | Cox's Bazar | Cox's Bazar | 1 |
| 559 | Jhawban Restaurant | Hotel Sayeman Rd, Cox's Bazar, Bangladesh | Cox's Bazar | Cox's Bazar | 1 |
| 560 | Handi Restaurant | Hotel Motel zone, Cox's Bazar, | Cox's Bazar | Cox's Bazar | 1 |
| 561 | Urmee Restaurant | Cox's Bazar Sea Beach, Cox's Bazar;-4700 | Cox's Bazar | Cox's Bazar | 1 |
| 562 | EFC Live Fish Restaurant | Cox's Bazar, Bangladesh | Cox's Bazar | Cox's Bazar | 1 |
| 563 | Public Library | New Circuit House Rd, Cox's Bazar 4700 | Cox's Bazar | Cox's Bazar | 1 |
| 564 | Cultural Center | New Beach Rd, Cox's Bazar, Bangladesh | Cox's Bazar | Cox's Bazar | 1 |
| 565 | DC Office 1 | New Circuit House Rd, Cox's Bazar, Bangladesh | Cox's Bazar | Cox's Bazar | 1 |
| 566 | DC Office 2 | New Circuit House Rd, Cox's Bazar, Bangladesh | Cox's Bazar | Cox's Bazar | 1 |
| 567 | Burmiz Market(in front of kollol) | Burmiz Market(in front of kollol), Cox's Bazar | Cox's Bazar | Cox's Bazar | 1 |
| 568 | Tourist Police Station | Tourist Police Station, Cox's Bazar | Cox's Bazar | Cox's Bazar | 1 |
| 569 | Beach TV | Beach TV, Cox's Bazar | Cox's Bazar | Cox's Bazar | 1 |
| 570 | Porjatan-Hanging Bridge Area | Porjatan-Hanging Bridge Area, Rangamati | Rangamati | Rangamati | 5 |
| 571 | Bangladesh Porjatan Corporation-Main1 | Bangladesh Porjatan Corporation, Rangamati | Rangamati | Rangamati | 4 |
| 572 | Bangladesh Porjatan Corporation-Main2 | Bangladesh Porjatan Corporation, Rangamati | Rangamati | Rangamati | 5 |
| 573 | DC Banglo 1 | DC Banglo, Rangamati | Rangamati | Rangamati | 1 |
| 574 | DC Banglo 2 | DC Banglo, Rangamati | Rangamati | Rangamati | 1 |
| 575 | Rangamati Medical College 1 | Hospital Road, Rangamati, Bangladesh | Rangamati | Rangamati | 1 |
| 576 | Rangamati Medical Collge 2 | Hospital Road, Rangamati, Bangladesh | Rangamati | Rangamati | 1 |
| 577 | Rangamati Medical Collge 3 | Hospital Road, Rangamati, Bangladesh | Rangamati | Rangamati | 1 |
| 578 | Rangamati Medical Collge 4 | Hospital Road, Rangamati, Bangladesh | Rangamati | Rangamati | 1 |
| 579 | Rangamati Medical Collge 5 | Hospital Road, Rangamati, Bangladesh | Rangamati | Rangamati | 1 |
| 580 | Rangamati Science and Technology University-1 | N 106, Rangamati, Bangladesh | Rangamati | Rangamati | 1 |
| 581 | Rangamati Science and Technology University-2 | N 106, Rangamati, Bangladesh | Rangamati | Rangamati | 1 |
| 582 | Rangamati Science and Technology University-3 | N 106, Rangamati, Bangladesh | Rangamati | Rangamati | 1 |
| 583 | Rangamati Science and Technology University-4 | N 106, Rangamati, Bangladesh | Rangamati | Rangamati | 1 |
| 584 | Rangamati Science and Technology University-5 | N 106, Rangamati, Bangladesh | Rangamati | Rangamati | 1 |
| 585 | Hotel Sufia International | Fishery Ghat, Kathaltoli,, Rangamati 4500, Bangladesh | Rangamati | Rangamati | 5 |
| 586 | Hotel Green Castle | N 106, Rangamati, Bangladesh | Rangamati | Rangamati | 2 |
| 587 | Parjaton Motel | Parjaton Motel, Rangamati | Rangamati | Rangamati | 2 |
| 588 | Banarupa Tourist's Inn | Banarupa Tourist's Inn, Rangamati, Bangladesh | Rangamati | Rangamati | 2 |
| 589 | Rangamati Circuit House 1 | Amanat bagh,Vedvedi Area,Rangamati | Rangamati | Rangamati | 2 |
| 590 | Rangamati Circuit House 2 | Amanat bagh,Vedvedi Area,Rangamati | Rangamati | Rangamati | 2 |
| 591 | Forest Rest House | Forest Rest House, Rangamati | Rangamati | Rangamati | 1 |
| 592 | BISIC Rest House | BISIC Rest House, Rangamati | Rangamati | Rangamati | 2 |
| 593 | Parjatan holiday Complex | Parjatan holiday Complex, Rangamati | Rangamati | Rangamati | 5 |
| 594 | Chittagong College 1 | College Rd, Chittagong 4218, Bangladesh | Chittagong | Chittagong | 1 |
| 595 | Chittagong College 2 | College Rd, Chittagong 4218, Bangladesh | Chittagong | Chittagong | 1 |
| 596 | Chittagong College 3 | College Rd, Chittagong 4218, Bangladesh | Chittagong | Chittagong | 1 |
| 597 | Haji Mohammed Mohshin College 1 | College Rd, Chittagong 4000, Bangladesh | Chittagong | Chittagong | 1 |
| 598 | Haji Mohammed Mohshin College 2 | College Rd, Chittagong 4000, Bangladesh | Chittagong | Chittagong | 1 |
| 599 | Haji Mohammed Mohshin College 3 | College Rd, Chittagong 4000, Bangladesh | Chittagong | Chittagong | 1 |
| 600 | Chittagong University 1 | Chittagong University, Bangladesh | Chittagong | Chittagong | 2 |
| 601 | Chittagong University 2 | Chittagong University, Bangladesh | Chittagong | Chittagong | 2 |
| 602 | Chittagong University 3 | Chittagong University, Bangladesh | Chittagong | Chittagong | 2 |
| 603 | Chittagong University 4 | Chittagong University, Bangladesh | Chittagong | Chittagong | 2 |
| 604 | Chittagong University 5 | Chittagong University, Bangladesh | Chittagong | Chittagong | 2 |
| 605 | Chittagong University 6 | Chittagong University, Bangladesh | Chittagong | Chittagong | 2 |
| 606 | USTC 1 | Chittagong, Bangladesh | | Chittagong | 1 |
| 607 | USTC 2 | Chittagong, Bangladesh | Chittagong | Chittagong | 1 |
| 608 | Foyes Lake 1 | Foyes Lake, Chittagong | Chittagong | Chittagong | 1 |
| 609 | Foyes Lake 2 | Foyes Lake, Chittagong | Chittagong | Chittagong | 1 |
| 610 | Swad -CEPZ | Swad -CEPZ | Chittagong | Chittagong | 1 |
| 611 | Meridian-CEPZ | Meridian-CEPZ | Chittagong | Chittagong | 5 |
| 612 | Shahin Golf Club 1 | Potenga Rd, Chittagong, Bangladesh | Potenga | Chittagong | 5 |
| 613 | Shahin Golf Club 2 | Potenga Rd, Chittagong, Bangladesh | Potenga | Chittagong | 5 |
| 614 | Shahin Golf Club 3 | Potenga Rd, Chittagong, Bangladesh | Potenga | Chittagong | 5 |
| 615 | Lemon Grash | Sabdar Ali Rd, Chittagong, Bangladesh | Chittagong | Chittagong | 1 |
| 616 | Hotel Saint Martin | 25 Sheikh Mujib Rd, Chittagong 4100, Bangladesh | Chittagong | Chittagong | 1 |
| 617 | Hotel Saint Martin 2 | 26 Sheikh Mujib Rd, Chittagong 4100, Bangladesh | Chittagong | Chittagong | 1 |

| SL | Wi-Fi Spot Name | Address | Location | District | Estimated Hotspot Zone |
|---|---|---|---|---|---|
| 618 | Dum Phoonk | Moti Jharna Ln, Chittagong, Bangladesh | Chittagong | Chittagong | 1 |
| 619 | Tai Wah | Nur Ahmed Rd, Chittagong, Bangladesh | Chittagong | Chittagong | 1 |
| 620 | Chittagong City Corporation Office1 | Andarkillah, Chittagong 4000, Bangladesh | Chittagong | Chittagong | 3 |
| 621 | Chittagong City Corporation Office 2 | Andarkillah, Chittagong 4000, Bangladesh | Chittagong | Chittagong | 3 |
| 622 | Chittagong City Corporation Office 3 | Andarkillah, Chittagong 4000, Bangladesh | Chittagong | Chittagong | 3 |
| 623 | Meyor Residence 1 | Meyor Residence, Chittagong, Bangladesh | Chittagong | Chittagong | 1 |
| 624 | Meyor Residence 2 | Meyor Residence, Chittagong, Bangladesh | Chittagong | Chittagong | 1 |
| 625 | CJKS Office (Under CCC) | Andarkillah, Chittagong 4000, Bangladesh | Chittagong | Chittagong | 5 |
| 626 | GEC Circle 1 | CDA Ave, Chittagong, Bangladesh | Chittagong | Chittagong | 5 |
| 627 | GEC Circle 2 | CDA Ave, Chittagong, Bangladesh | Chittagong | Chittagong | 5 |
| 628 | GEC Circle 3 | CDA Ave, Chittagong, Bangladesh | Chittagong | Chittagong | 5 |
| 629 | GEC Circle 4 | CDA Ave, Chittagong, Bangladesh | Chittagong | Chittagong | 5 |
| 630 | Swadhinata Park (Shahid Miner Area) | Swadhinata Park, Shahid Miner Area, Chittagong | Chittagong | Chittagong | 1 |
| 631 | Swadhinata Park (Mondir Area) | Swadhinata Park, Mondir Area, Chittagong | Chittagong | Chittagong | 1 |
| 632 | Swadhinata Park (Boat Area) | Swadhinata Park, Boat Area, Chittagong | Chittagong | Chittagong | 1 |
| 633 | Swadhinata Park (Sky Restaurant 1) | Swadhinata Park, Sky Restaurant, Chittagong | Chittagong | Chittagong | 1 |
| 634 | Swadhinata Park (Sky Restaurant 2) | Swadhinata Park, Sky Restaurant, Chittagong | Chittagong | Chittagong | 1 |
| 635 | Swadhinata Park (Sky Restaurant 3) | Swadhinata Park, Sky Restaurant, Chittagong | Chittagong | Chittagong | 1 |
| 636 | Swadhinata Park (Ahsan Monjil) | Swadhinata Park, Ahsan Monjil, Chittagong | Chittagong | Chittagong | 1 |
| 637 | Swadhinata Park (Open space) | Swadhinata Park, Chittagong, Bangladesh | Chittagong | Chittagong | 10 |
| 638 | Chittagong Commerce College 1 | Agrabad, Chittagong, Bangladesh | Chittagong | Chittagong | 2 |
| 639 | Chittagong Commerce College 2 | Agrabad, Chittagong, Bangladesh | Chittagong | Chittagong | 2 |
| 640 | Chittagong Commerce College 3 | Agrabad, Chittagong, Bangladesh | Chittagong | Chittagong | 2 |
| 641 | Chittagong Commerce College 4 | Agrabad, Chittagong, Bangladesh | Chittagong | Chittagong | 2 |
| 642 | Chittagong Commerce College 5 | Agrabad, Chittagong, Bangladesh | Chittagong | Chittagong | 2 |
| 643 | Hotel Lords Inn | Hosna Kalam Complex, CDA Ave, Chittagong 4000 | Chittagong | Chittagong | 1 |
| 644 | The Avenue Hotel & Suites | Dhaka Chittagong Highway, Chittagong | Chittagong | Chittagong | 1 |
| 645 | Meridian-GEC | 1367 CDA Ave, Chittagong, Banglades | Chittagong | Chittagong | 1 |
| 646 | Bonanza-GEC | 1692 N1, Chittagong 4000, Bangladesh | Chittagong | Chittagong | 1 |
| 647 | Sadia's Kitchen | 4203,, College Rd, Chittagong, Bangladesh | Chittagong | Chittagong | 1 |
| 648 | Sarabela | Chandni Chawk Complex(Ground Floor 165 College Road, Chawkbazar,, Chittagong | Chittagong | Chittagong | 1 |
| 649 | Dhaba Restaurant | N1, Chittagong, Bangladesh | Chittagong | Chittagong | 1 |
| 650 | MFC 1 | O.R. Nizam Rd, Chittagong 4000, Bangladesh | Chittagong | Chittagong | 1 |
| 651 | MFC2 | O.R. Nizam Rd, Chittagong 4000, Bangladesh | Chittagong | Chittagong | 1 |
| 652 | Blue Ocean Restaurant | J M Paradise, Momin Rd, Chittagong 4000 | Chittagong | Chittagong | 1 |
| 653 | Swapnil | 46 Buddhist Temple Road,, Chittagong, Bangladesh | Chittagong | Chittagong | 1 |
| 654 | Well Park | oad # 01, Plot # 02, O.R. Nizam Road, GEC, 4000 | Chittagong | Chittagong | 1 |
| 655 | Muno Café Bistro-Chatteswari Road | 449 Chatteswari Rd, Chittagong 400 | Chittagong | Chittagong | 1 |
| 656 | The Aristocrat | Shahid Saifuddin Khaled Rd, Chittagong | Chittagong | Chittagong | 1 |
| 657 | Kentucky Mini Chinese | Chittagong, Bangladesh | Chittagong | Chittagong | 1 |
| 658 | Handi | 2nd Floor D, 805 CDA Ave, Chittagong, Bangladesh | Chittagong | Chittagong | 1 |
| 659 | Sugar Bun- GEC | Chittagong, Bangladesh | Chittagong | Chittagong | 1 |
| 660 | Handi Indian Bistro | 2nd Floor D, 805 CDA Ave, Chittagong, Bangladesh | Chittagong | Chittagong | 1 |
| 661 | Melange Coffee & Conversation | N1, Chittagong, Bangladesh | Chittagong | Chittagong | 1 |
| 662 | Aliance Franc | K.B. Fazlul Kader Rd, Chittagong, Bangladesh | Chittagong | Chittagong | 1 |
| 663 | Zaman Hotel -GEC | Muradpur Cir, Chittagong, Bangladesh | Chittagong | Chittagong | 1 |
| 664 | Bashmati -GEC | Bashmati, Chittagong, Bangladesh | Chittagong | Chittagong | 1 |
| 665 | Bhoj | College Rd, Chittagong, Bangladesh | Chittagong | Chittagong | 1 |
| 666 | Kitchen Restaurant, Chawkbazar | Chawkbazar, Chittagong, Bangladesh | Chittagong | Chittagong | 1 |
| 667 | Cafe88 | CDA Ave, Chittagong, Bangladesh | Chittagong | Chittagong | 1 |
| 668 | Café Milano | O.R. Nizam Road, Prabartak Circle, Chittagong, Bangladesh | Chittagong | Chittagong | 1 |
| 669 | HALDI Arabian House | N1, Chittagong, Bangladesh | Chittagong | Chittagong | 1 |
| 670 | ABC-Arabian Broast Chicken | Nabab Siraj Ud Daula Rd, Chittagong, Bangladesh | Chittagong | Chittagong | 1 |
| 671 | Baburchi Restaurant | Zakir Hossain Road, Chittagong, Bangladesh | Chittagong | Chittagong | 1 |
| 672 | Da Masterchef | 945, Hashem Mansion (1st Floor), 4000 GEC By Ln, Chittagong, Bangladesh | Chittagong | Chittagong | 1 |
| 673 | Meat Lovers | 600 CDA Ave, Chittagong 4000, Bangladesh | Chittagong | Chittagong | 1 |
| 674 | Dine Out -Prabartak | K.B. Fazlul Kader Rd, Chittagong, Bangladesh | Chittagong | Chittagong | 1 |
| 675 | Cocoloco | 137/B K.B Fazlul Kader Road, Chittagong, Bangladesh | Chittagong | Chittagong | 1 |
| 676 | Chef King | 360 Imam Mantion, CDA Ave, Chittagong, Bangladesh | Chittagong | Chittagong | 1 |
| 677 | Gharana Restaurant | C/A, 4100, 93 Agrabad Access Rd, Chittagong, Bangladesh | Chittagong | Chittagong | 1 |
| 678 | Police Canteen | Bayazid Bostami Rd, Chittagong, Bangladesh | Chittagong | Chittagong | 1 |
| 679 | Street Food | 14/15 Mehdibagh Lucy Square. Chittagong 4000 | Chittagong | Chittagong | 1 |
| 680 | Errante, Nasirabad | Eves Center,, 94 Road No 3, Chittagong, Bangladesh | Chittagong | Chittagong | 1 |
| 681 | The Gallery | M.A. Aziz Stadium, Chittagong, Bangladesh. Chittagong 4000 | Chittagong | Chittagong | 1 |
| 682 | Café Shawarma, Highway plaza | Highway Plaza, Shop#210, 1st Floor, 555 Lalkhan Bazar. Chittagong 4000 | Chittagong | Chittagong | 1 |
| 683 | Rizeek | 17,M.A.Aziz Stadium Market,Kazir dewri,Opposite of circuit house,Chittagong 4000 | Chittagong | Chittagong | 1 |
| 684 | Mandarin Restaurant, -CDA avenue | CDA Avenue; 4000 Chittagong | Chittagong | Chittagong | 1 |
| 685 | Kutumboobadi Restaurant & Birayni House- A.K. Khan | Kutumboobadi Restaurant & Birayni House- A.K. Khan, Chittagong | Chittagong | Chittagong | 1 |
| 686 | Garlic Café- Dampara | Dampara Wasa Moor. Chittagong 4000 | Chittagong | Chittagong | 1 |
| 687 | Majlish, M.A.Aziz Stadium | Majlish, M.A.Aziz Stadium, Chittagong 4000 | Chittagong | Chittagong | 1 |
| 688 | Tava Restaurant, Khulshi | Zakir Hossain Road, Chittagong, Bangladesh | Chittagong | Chittagong | 1 |
| 689 | Honeycomb Café | RF Police Plaza,Food Court,5th Floor,Nandan Kanan. Chittagong 4000 | Chittagong | Chittagong | 1 |
| 690 | Food Drinks Restaurant, M.A.Aziz Stadium | M.A. Aziz Stadium Market, Kazir Dewri, 4000 Chittagong | Chittagong | Chittagong | 1 |
| 691 | Doner Chef | South khulshi, Zakir Hossain Road, Chittagong | Chittagong | Chittagong | 1 |

| SL | Wi-Fi Spot Name | Address | Location | District | Estimated Hotspot Zone |
|---|---|---|---|---|---|
| 692 | KADAI | Bata Goli, Chittagong, Bangladesh | Chittagong | Chittagong | 1 |
| 693 | New Orient restaurant, Agrabad | 5/5 Malek Chamber Agrabad C/A, Chittagong | Chittagong | Chittagong | 1 |
| 694 | Chittagong Art College | | Chittagong | Chittagong | 1 |
| 695 | Chittagong Art College 2 | 721 Badsha mea road. Govt. Art College, Chittagong | Chittagong | Chittagong | 1 |
| 696 | Chittagong Art College3 | 721 Badsha mea road. Govt. Art College, Chittagong | Chittagong | Chittagong | 1 |
| 697 | Chittagong University Teachers Club | Chittagong University Rd, Bangladesh | Chittagong | Chittagong | 3 |
| 698 | Quarter Town, Halishahar | Road #2, Block #G, PC ROAD.Halishahar H/E,. Chittagong 4216 | Chittagong | Chittagong | 1 |
| 699 | Saffron | Momin Road, Chittagong, Bangladesh | Chittagong | Chittagong | 1 |
| | | **TOTAL** | | | **1500** |

***Note: Bandwidth capacity of the Wi-Fi hotspots will be up to 100 Mbps.***

| Sd/- | Sd/- | Sd/- |
|---|---|---|
| **Md. Anamul Haque** | **Syed Farhad Ahmed** | **Syed Faruque Ahmed** |
| Chief Financial Officer | Managing Director & CEO | Chairman |

**(b) Where the sponsors' contribution or privately placed fund has been brought prior to the public issue and has already been deployed by the issuer, indication of use of such funds in the cash flow statement:**

**Indication of use of privately placed fund in the statement of cash flows:**

BDT 283,800,000 has been raised through private placement prior to the public issue on dated January 20, 2015. This fund has already deployed by the issuer in the following manner:

| Accounting Years | Item | Amount in BDT | Reflected in Cash Flow |
|---|---|---|---|
| 2015 | Loan Refund Including Interest | 200,095,830 | Reflected in Financing Activities |
| 2015 | Land development | 8,105,277 | Reflected in Investing Activities |
| 2015 | Repayment of lease finance ( In process for existing infrastructure development) | 33,707,763 | Reflected in Financing Activities |
| 2015 | Data Storage (server) and Infrastructure Equipment | 32,784,355 | Reflected in Investing Activities |
| 2015 | Cost of Private Placement | 4,451,700 | Reflected in Financing Activities |
| **Total** | | **279,144,924** | |

**Note:** Remaining amount is available in Cash at Bank.

**(c) If one of the objects is an investment in a joint venture, a subsidiary, an associate or any acquisition, details of the form of investment, nature of benefit expected to accrue to the issuer as a result of the investment, brief description of business and financials of such venture:**

The issuer has no objects to investment in a joint venture, a subsidiary, an associate or any acquisition, details of the form of investment, nature of benefit expected to accrue to the issuer as a result of the investment

**(d) If IPO proceeds are not sufficient to complete the project, then source of additional fund must be mentioned. In this connection, copies of contract to meet the additional funds are required to be submitted to the Commission. The means and source of financing, including details of bridge loan or other financial arrangement, which may be repaid from the proceeds of the issue along with utilization of such funds:**

IPO proceeds are sufficient to complete the projects. Hence, the above mentioned information is not required for ANL.

**(e) A schedule mentioning the stages of implementation and utilization of funds received through public offer in a tabular form, progress made so far, giving details of land acquisition, civil works, installation of plant and machinery, the approximate date of completion of the project and the projected date of full commercial operation etc. The schedule shall be signed by the Chief Executive Officer or Managing Director, Chief Financial Officer and Chairman on behalf of Board of Directors of the issuer:**

The Company will utilize the total proceeds of BDT 562,500,000/- as per the following schedule:

| Sl. | Utilization of Fund | Progress Made So Far | Schedule of Implementation | |
|---|---|---|---|---|
| | | | Approximate date of Completion | Projected Date of Commercial Operation |
| 1. | Loan repayment | N/A | Within 30 days of receiving the IPO Proceeds | N/A |
| 2. | BMRE for infrastructure Development | BMRE for infrastructure Development will be started after receiving of IPO fund | Within 12 months of receiving the IPO Proceeds | After 3 months of the completion of the project |
| 3. | Data Center Setup | Data Center Setup has already been started | Within 12 months of receiving the IPO Proceeds | After 3 months of the completion of the project |
| 4. | Wi-Fi Hotspot setup in different Locations | The Wi-Fi Hotspot setup has already been started | Within 12 months of receiving the IPO Proceeds | After 3 months of the completion of the project |

| Sd/- | Sd/- | Sd/- |
|---|---|---|
| **Md. Anamul Haque** | **Syed Farhad Ahmed** | **Syed Faruque Ahmed** |
| Chief Financial Officer | Managing Director & CEO | Chairman |

**(f) If there are contracts covering any of the activities of the issuer for which the proceeds of sale of securities are to be used, such as contracts for the purchase of land or contracts for the construction of buildings, the issuer shall disclose the terms of such contracts, and copies of the contracts shall be enclosed as annexure to the prospectus:**

There is no such contract yet to be engaged by the company.

**(g) If one of the objects of the issue is utilization of the issue proceeds for working capital, basis of estimation of working capital requirement along with the relevant assumptions, reasons for raising additional working capital substantiating the same with relevant facts and figures and also the reasons for financing short with long term investments and an item wise break-up of last three years working capital and next two years projection:**

There is no object of the issue is utilization of the issue proceeds for working capital.

**(h) Where the issuer proposes to undertake one or more activities like diversification, modernization, expansion, etc., the total project cost activity-wise or project wise, as the case may be:**

The company has planned to expand its existing projects BMRE for infrastructure Development, Data Center Setup and Wi-Fi Hotspot Setup, which have been mentioned in Use of IPO proceeds and projects Implementation schedule.

**(i) Where the issuer is implementing the project in a phased manner, the cost of each phase, including the phases, if any, which have already been implemented:**

The company has planned to implement to the existing projects by using IPO proceeds after receiving the funds, which have been mentioned in Use of IPO proceeds and projects Implementation schedule.

**(j) The details of all existing or anticipated material transactions in relation to utilization of the issue proceeds or project cost with sponsors, directors, key management personnel, associates and group companies:**

There is no existing or anticipated material transaction in relation to utilization of the issue proceeds or project cost with sponsors, directors, key management personnel, associates and group companies.

**(k) Summary of the project appraisal/ feasibility report by the relevant professional people with cost of the project and means of finance, weaknesses and threats, if any, as given in the appraisal/ feasibility report:**

1st October 2016
The Managing Director
aamra networks limited
Safura Tower (12th Floor)
20, Kemal Ataturk Avenue
Banani Commercial Area
Dhaka-1213, Bangladesh

Subject: **Business Feasibility Review Report on BMRE for Infrastructure Development, Data Center and Wi-Fi Hotspot network**

We have examined the financial estimation, projections and the reasonableness of management assumptions for BMRE for Infrastructure Development, Data Center and Wi-Fi hotspots project of aamra networks limited (ANL). Accordingly, ANL has prepared the projected financial statements for the years from 2017 to 2021. These projected financial statement comprise of projected Statement of Financial position, Statement of Profit or Loss and other Comprehensive Income, Projected Statement of Cash Flows for each of these proposed project.

We formed a competent team of IT auditors, engineers and financial experts to conduct this review. Based on our independent checking and examination we have found that these assumptions made by management are found reasonable and satisfactory for preparing these projected financial statements and we report that as per calculated Net Present Value (NPV) of each of these project are having positive NPV indicating that projects are feasible. Moreover, calculated Payback period of the projects shows the repayment capability of each project. Short summary of feasibility report is depicted below:

**Amounts in million BDT:**

| Particulars | BMRE for infrastructure Development | Data Center | Wi-Fi Hotspot setup | Total |
|---|---|---|---|---|
| **Cost of the Project** | 154.67 | 143.25 | 159.39 | 457.31 |
| **Total Equity of the Project** | 154.67 | 143.25 | 134.80 | 432.72 |
| **Total Debt of the Project** | - | - | 24.59 | 24.59 |
| **Net Present Value (@ 13%)** | 27.53 | 6.97 | 59.03 | 93.53 |
| **Payback period of the projects (years)** | 3.15 | 3.60 | 2.80 | 3.15 |
| **Means of finance** | Through IPO Proceeds | Through IPO Proceeds | Through IPO Proceeds& Bank Finance | |

**Sd/-**
**Muraheb Malik Chowdhury, FCA, FCCA**
**Partner**
**Masih Muhith Haque & Co.**

*Disclaimer:*
*Our opinion is based on the documents and explanations presented to us by aamra networks limited. The actual achievement of the targets is subject to proper implementation and maintenance of the related systems and processes as well as the operating environment. The management of aamra networks limited is suggested to make changes to the plan as necessary to adjust with the changes in the operating environment, circumstances and available systems & tools at the time of acquisition, construction / development, installation and operation.*

## REPORT OF THE INDEPENDENT PRACTITIONER

**The Managing Director**
**aamra networks limited**
Safura Tower (12th Floor)
20, Kemal Ataturk Avenue
Banani Commercial Area
Dhaka-1213, Bangladesh

We have examined the technical plans for BMRE for Infrastructure Development, Data Center and WiFi hotspots project of aamra networks limited (ANL) which will be financed from IPO proceeds.

We confirm that all the machineries required for BMRE for infrastructure development, data center setup, Wi-Fi hotspot setup in different locations which will be purchased from IPO proceeds are justifiable considering current market value as disclosed in the prospectus. However, as time passes on, the availability of these products in the market with same price level and stock level may affect the total cost and timeliness of the project rollout.

As for the data center standardization, ANL planned for complying with TIA-942 Tier-3 requirements. We have compared the planned facilities and provisions with the Rating-3 requirements of the TIA 942 (2014) standard. The plan complies with all the requirements of the Rating-3 Requirement Matrix except the following items in the Architecture domain:

11.3 Multi-tenant occupancy within building
*There are other tenants in this building. But, there was no impact to our business caused by other tenants. It satisfies the T2 requirements.*

1.23.1 Facility design to International Building Code (IBC) Seismic Design Category (SDC) requirements
*The building was constructed by following BNBC 1993, which is applicable for Bangladesh's building construction. However, according to the seismic zone map of BNBC 2006 (Page 6-52 & 6-53), Dhaka is located in Zone-2 which has a moderate vulnerability level. Dhaka has a Zone Coefficient is 0.15 where Zone-1 has 0.075 and Zone-3 has 0.25. Therefore, we consider it as T2 level.*

11.23.8 Floor loading capacity superimposed live load
*Not available. However, we did not receive any structure design document. We received and checked the architectural designs. Therefore, we cannot ascertain its load bearing capacity beyond 150 Lbf/sq. ft.*

Therefore, we evaluated the rating of this planned data center as $\mathbf{T_3E_3A_2M_3}$. It means Tier-3 rating in Telecommunications, Electrical and Mechanical domains though Tier-2 in Architecture domain.

As for purchase of software, we found that ANL has planned for perpetual license. We did not find any rental model for software in the revised bill of quantities (BoQ).

**Sd/-**
**Mamunur Rahman, CISA, EEE, ISO-27001 LA**
Consultant & Team Leader
Masih Muhith Haque & Co.
Chartered Accountants

Dhaka
Date: 19th October 2016

## (a) Provisions for lock-in:

As per Rule-10 of Bangladesh Securities and Exchange Commission (Public Issue) Rules, 2015:

Ordinary shares of the issuer shall be subject to lock-in, from the date of issuance of prospectus or commercial operation, whichever comes later, in the following manner:

(1) All shares held, at the time of according consent to the public offer, by sponsors, directors and shareholders holding 5% or more shares, other than alternative investment funds, for 03(three) years;

(2) All shares allotted, before 02(two) years of according consent to the public offer, to any person, other than alternative investment funds, for 03(three) years;

(3) In case any existing sponsor or director of the issuer transfers any share to any person, other than existing shareholders, within preceding 12 (twelve) months of submitting an application for raising of capital or initial public offer (IPO), all shares held by those transferee shareholders, for 03(three) years;

(4) 25% of the shares allotted to eligible investors, for 03 (three) months and other 25% of the shares allotted to them, for 06 (six) months;

(5) All shares held by alternative investment funds, for 01(one) year; and

(6) Shares allotted, within two years of according consent to the public offer, to any person other than the shares mentioned in sub-rules (1), (2), (3), (4), and (5) above, for 01(one) year.

Provided that ordinary shares converted from any other type of securities shall also be subject to lock-in as mentioned above.

## (b) Statement of securities to be locked in for each shareholder along with BO account number, lock-in period and number of securities to be locked-in:

| Sl. | Name of the shareholders | Lock-in Period* | BO A/C No. | No. of securities to be locked |
|---|---|---|---|---|
| 1 | **aamra Holdings Ltd** | 3 yrs. | 1204 5000 2457 6924 | 12,600,000 |
| 2 | **aamra Resources Ltd** | 3 yrs. | 1201 4700 5875 9524 | 4,522,030 |
| 3 | **Augere Holdings (Netherlands) B.V** | 3 yrs. | BO A/C is not opened yet | 8,477,970 |
| 4 | **Syed Faruque Ahmed** | 3 yrs. | 1204 5000 2590 8276 | 100,000 |
| 5 | **Syed Farhad Ahmed** | 3 yrs. | 1204 5000 1492 1565 | 100,000 |
| 6 | **Syeda Munia Ahmed** | 3 yrs. | 1204 5000 4294 0001 | 100,000 |
| 7 | **Fahmida Ahmed** | 3 yrs. | 1204 5000 4294 0018 | 100,000 |
| 8 | **Mahmudul Huq** | 3 yrs | 1201 8200 1272 1473 | 800,000 |
| 9 | **Intekhab Mahmud** | 3 yrs | 1201 9000 1623 3310 | 200,000 |
| 10 | **Md. Ehsanul Habib** | 3 yrs | 1202 8300 5528 5476 | 200,000 |
| 11 | **Food Chain Asia Ltd.** | 3 yrs | 1205 6000 5387 8066 | 2,000,000 |
| 12 | **Mahtab Uddin Ahmed** | 3 yrs | 1202 9800 1564 1263 | 120,000 |
| 13 | **Arifur Rahman** | 3 yrs | 1202 1400 5594 0204 | 100,000 |
| 14 | **Showkat Ali Sarkar** | 3 yrs | 1204 5000 4481 7314 | 20,000 |
| 15 | **Touhidul Alam Zenith** | 3 yrs | 1203 3500 1537 7692 | 200,000 |
| 16 | **Enayet Uddin Md. Kaiser Khan** | 3 yrs | 1204 5000 5635 2422 | 100,000 |
| 17 | **Md. Shahniaz Jewel** | 3 yrs | 1204 5000 5629 0322 | 60,000 |

| | | | | |
|---|---|---|---|---|
| 18 | **Mustafa Kamal Shaheen** | 3 yrs | 1204 5000 5629 0330 | 100,000 |
| 19 | **Sohel Ahmed** | 3 yrs | 1202 0900 5203 0415 | 20,000 |
| 20 | **Md. Sanowar Hossain** | 3 yrs | 1202 2800 1758 8561 | 16,000 |
| 21 | **Md. Nurul Afsar & Sharmin Jahan** | 3 yrs | 1202 9900 0428 8366 | 6,000 |
| 22 | **Md. Monirul Islam Sarker** | 3 yrs | 1204 1800 2250 9770 | 5,000 |
| 23 | **Md. Ahosan Habib** | 3 yrs | 1203 2600 2052 8036 | 2,500 |
| 24 | **ATM Rakibul Hoque** | 3 yrs | 1203 0400 4528 5095 | 100,000 |
| 25 | **Kazi Rafiqul Islam** | 3 yrs | 1203 0400 2161 8810 | 100,000 |
| 26 | **Parvez Ahmed** | 3 yrs | 1202 5500 5190 5848 | 5,000 |
| 27 | **Abdul Quadir Chowdhury** | 3 yrs | 1203 4100 3352 4141 | 100,000 |
| 28 | **Abaci Investments Ltd. (MDA)** | 3 yrs | 1602 7700 4552 4684 | 100,000 |
| 29 | **National Finance Ltd.** | 3 yrs | 1202 0200 4419 8628 | 1,000,000 |
| 30 | **MTB Securities Ltd.** | 3 yrs | 1601 8800 0016 1286 | 400,000 |
| 31 | **Pradip Kumar Das** | 3 yrs | 1601 8800 0810 1551 | 400,000 |
| 32 | **Bishwajit Das** | 3 yrs | 1601 8800 0815 5471 | 400,000 |
| 33 | **Major General Md. Shamsul Haque** | 3 yrs | 1605 2800 4694 2180 | 25,500 |
| 34 | **Masudur Rahman** | 3 yrs | 1201 8300 4671 0744 | 20,000 |
| 35 | **Investment Corporation of Bangladesh** | 3 yrs | 1201 5300 0000 3501 | 5,400,000 |
| **Total** | | | | **38,000,000** |

***Note:** Lock-in Period starts from the date issuance of Prospectus i.e.……*

## MARKETS FOR THE SECURITIES BEING OFFERED SECTION: XXIV

The issuer shall apply to all the relevant exchanges in Bangladesh within 7 (seven) working days from the date of consent for public offer accorded by the Commission.

The Exchange shall complete the listing procedures within a maximum period of 30 (thirty) working days from the date of closure of subscription list.

**DECLARATION ABOUT LISTING OF SHARES WITH STOCK EXCHANGE(S)**

None of the stock exchange(s), if for any reason, grants listing within 75 (Seventy Five) days from the closure of subscription, any allotment in terms of this prospectus shall be void and the company shall refund the subscription money within 15 (Fifteen) days from the date of refusal for listing by the stock exchanges, or from the date of expiry of the said 75 (Seventy Five) days, as the case may be.

In case of non-refund of the subscription money within the aforesaid 15 (Fifteen) days, the Directors of the company, in addition to the issuer company, shall be collectively and severally liable for refund of the subscription money, with interest at the rate of 2% (two percent) above the bank rate, to the subscribers concerned.

The issue manager, in addition to the issuer company, shall ensure due compliance of the above mentioned conditions and shall submit compliance report thereon to the Commission within 07 (Seven) days of expiry of the aforesaid 15 (Fifteen) days time period allowed for refund of the subscription money."

### TRADING AND SETTLEMENT

Trading and settlement regulation of the stock exchanges shall apply in respect of trading and settlement of the shares of the Company.

**The issue shall be placed in "N" Category with DSE and CSE.**

## DESCRIPTION OF SECURITIES OUTSTANDING OR BEING OFFERED SECTION: XXV

**The Company has raised its paid-up capital in following phases:**

| Date of Allotment | Nominal Price | Issue Price | Number of Shares Issued | | | Amount of Share Capital (BDT) |
|---|---|---|---|---|---|---|
| | | | In cash | Other than in cash | Bonus Share | |
| 10-Jan-2001: First Allotment (Subscription to the Memorandum & Articles of Association at the time of Incorporation) | 10/- | 10/- | 5,400,000 | - | - | 54,000,000 |
| 5-Jun-2013:Second Allotment (Bonus issue) | 10/- | 10/- | - | - | 20,600,000 | 206,000,000 |
| 20-Jan-2015:Third Allotment (Other Than Existing Shareholders) | 10/- | 6,600,000 shares @ BDT 25/-<br>5,400,000 shares @ BDT 22/- | 12,000,000 | - | - | 120,000,000 |
| **Total** | | | **17,400,000** | | **20,600,000** | **380,000,000** |

The Company has issued Ordinary Share to the Subscriber to the Memorandum and other than existing shareholder time to time which has been disclosed in the Section "OWNERSHIP OF THE COMPANY'S SECURITIES".

**(a) Dividend, Voting, Preemption Rights**

The share capital of the company is divided into Ordinary Shares, carrying equal rights to vote and receive dividend in terms of the relevant provisions of the Companies Act 1994 and the Articles of Association of the company. All Shareholders shall have the usual voting right in person or by proxy in connection with, among others, election of Directors & Auditors and other usual agenda of General Meeting – Ordinary or Extra Ordinary. On a show of hand, every shareholder present in person and every duly authorized representative of a shareholder present at a General Meeting shall have one vote and on a poll every shareholder present in person or by proxy shall have one vote for every share held by him or her.

In case of any additional issue of shares for raising further capital, the existing shareholders shall be entitled to Issue of Right shares in terms of the guidelines issued by the Bangladesh Securities and Exchange Commission from time to time

**(b) Conversion and Liquidation Rights**

In terms of the provisions of the Companies Act 1994, Articles of Association of the Company and other relevant rules in force, the shares of the Company are freely transferable. The Company shall not charge any fee for registering transfer of shares. No transfer shall be made to a firm, an infant or person of unsound mind.

**(c) Dividend Policy**

a) The profit of the company, subject to any special right relating thereto created or authorized to be created by the Memorandum of Association and subject to the provisions of the Articles of Association, shall be divisible among the members in proportion to the capital paid-up on the shares held by them respectively.

b) No larger dividend shall be declared than is recommended by the Directors, but the Company in its General Meeting may declare a smaller dividend. The declaration of Directors as to the amount of Net Profit of the Company shall be conclusive.

c) No dividend shall be payable except out of profits of the Company or any other undistributed profits. Dividend shall not carry interest as against the Company.

d) The Directors may from time to time pay the members such interim dividend as in their judgment the financial position of the Company may justify.

e) A transfer of shares shall not pass the right to any dividend declared thereon before the registration of transfer.

f) There is no limitation on the payment of dividends to the common stockholders of the Company.

**(d) Other Rights of Shareholders**

In terms of provisions of the Companies Act 1994, Articles of Association of the Company and other relevant rules in force, the shares of the Company are transferable. The Company shall not charge any fee, other than Government duties for registering transfer of shares. No transfer shall be made to a minor or person of unsound mind.

The Directors shall present the financial statements as required under the law & International Accounting Standard. Financial statements will be prepared in accordance with the International Accounting Standards consistently applied throughout the subsequent periods and present with the objects of providing maximum disclosure as per law and International Accounting Standard to the shareholders regarding the financial and operational position of the company.

The shareholders shall have the right to receive all periodical statement and reports, audited as well as unaudited, published by the company from time to time. The shareholder holding minimum of 10% shares of paid-up capital of the company shall have the right to requisition Extra-Ordinary General Meeting of the company as provided under Section 84 of the Companies Act, 1994.

## (a) AUDITORS' REPORT TO THE SHAREHOLDERS OF aamra networks limited FOR THE YEAR 2015

কে. এম. হাসান এন্ড কোং
K. M. HASAN & CO.
Chartered Accountants
Hometown Apartments (8th & 9th Floor)
87, New Eskaton Road, Dhaka-1000
Phone : 9351457, 9351564, 58311559
Fax : 880-2-9345792
E-mail : kmh_co@yahoo.com
Website : www.kmhasan.com
McMillan Woods
Professionalism at the forefront

**AUDITORS' REPORT**
to the shareholders of
aamra networks limited

We have audited the accompanying financial statements of **aamra networks limited,** which comprise the statement of financial position as at 31 December 2015, the statement of profit or loss and other comprehensive income, statement of changes in equity and statement of cash flows for the year then ended and a summary of significant accounting policies and other explanatory notes and information.

**Management's Responsibility for the Financial Statements**

Management of aamra networks limited is responsible for the preparation and fair presentation of these financial statements in accordance with Bangladesh Financial Reporting Standards (BFRSs), and for such internal control as management determines is necessary to enable the preparation of financial statements that are free from material misstatement, whether due to fraud or error.

**Auditors' Responsibility**

Our responsibility is to express an opinion on these financial statements based on our audit. We conducted our audit in accordance with Bangladesh Standards on Auditing (BSA). Those standards require that we comply with ethical requirements and plan and perform the audit to obtain reasonable assurance about whether the financial statements are free from material misstatement.

An audit involves performing procedures to obtain audit evidence about the amount and disclosures in the financial statements. The procedures selected depend on the auditor's judgment, including the assessment of the risks of material misstatement of the financial statements, whether due to fraud or error. In making those risk assessments, the auditor considers internal control relevant to the entity's preparation and fair presentation of the financial statements in order to design audit procedures that are appropriate in the circumstances, but not for the purpose of expressing an opinion on the effectiveness of the entity's internal control. An audit also includes evaluating the appropriateness of accounting policies used and the reasonableness of accounting estimates made by management, as well as evaluating the overall presentation of the financial statements.

We believe that the audit evidence we have obtained is sufficient and appropriate to provide a basis for our audit opinion.

**Auditors' Opinion**

In our opinion, the financial statements, prepared in accordance with Bangladesh Financial Reporting Standards (BFRSs), give a true and fair view of the company's financial position as at 31 December 2015 and its financial performance and cash flows for the year then ended and comply with the Companies Act, 1994, the Securities and Exchange Rules, 1987 and other applicable laws and regulations.

We also report that:

(a) we have obtained all the information and explanations which to the best of our knowledge and belief were necessary for the purposes of our audit and made due verification thereof;

(b) in our opinion, proper books of account as required by law have been kept by the company so far as it appeared from our examination of those books;

(c) the company's statement of financial position and statement of profit or loss and other comprehensive income dealt with by the report are in agreement with the books of account; and

(d) the expenditure was incurred for the purposes of the company's business.

**Sd/-**
**K. M. HASAN & CO.**
Chartered Accountants

Place: Dhaka
08 March 2016

# aamra networks limited
## STATEMENT OF FINANCIAL POSITION
### As at 31 December 2015

| | Notes | Amount in Taka 2015 | 2014 Restated |
|---|---|---|---|
| **ASSETS** | | | |
| **Non-current assets** | | | |
| Property, plant & equipments | 4 | 599,503,920 | 427,398,284 |
| Intangible assets | 5 | 29,721,845 | 33,628,493 |
| Advance, deposit & prepayments | 8.1 | 8,265,302 | 10,769,688 |
| Total non-current assets | | 637,491,067 | 471,796,465 |
| **Current assets** | | | |
| Inventories | 6 | 106,367,669 | 88,861,037 |
| Trade and other receivables | 7 | 100,924,931 | 93,385,433 |
| Advance, deposit & prepayments | 8.2 | 73,976,414 | 51,773,433 |
| Cash & cash equivalents | 9 | 24,392,730 | 153,007,018 |
| Total current assets | | 305,661,744 | 387,026,921 |
| **TOTAL ASSETS** | | **943,152,811** | **858,823,386** |
| **EQUITY AND LIABILITIES** | | | |
| **Capital and reserves** | | | |
| Share capital | 10 | 380,000,000 | 260,000,000 |
| Share premium | 11 | 159,131,807 | - |
| Share money deposit | 12 | - | 133,862,500 |
| Retained earnings | 13 | 296,024,605 | 175,943,118 |
| Total equity | | 835,156,412 | 569,805,618 |
| **Non-current liabilities** | | | |
| Term loan | 14.1 | - | 31,371,913 |
| Lease liabilities | 15.1 | - | 23,356,904 |
| Deferred tax liability | 27 | 14,093,201 | 7,291,323 |
| Total non-current liabilities | | 14,093,201 | 62,020,140 |
| **Current liabilities** | | | |
| Current portion of term loan | 14.2 | - | 14,592,000 |
| Current portion of lease liabilities | 15.2 | 1,278,889 | 12,707,472 |
| Short term loan | 16 | 37,002,384 | 148,455,460 |
| Accrued expenses | 17 | 8,514,706 | 17,577,849 |
| Provision for Workers' Profit Participation Fund (WPPF) | 18 | 11,033,407 | 4,494,060 |
| Trade and other payables | 19 | 28,169,791 | 23,021,372 |
| Provision for tax | 20 | 7,904,021 | 6,149,415 |
| Total current liabilities | | 93,903,198 | 226,997,628 |
| Total liabilities | | 107,996,399 | 289,017,768 |
| **TOTAL EQUITIES AND LIABILITIES** | | **943,152,811** | **858,823,386** |
| **Net Asset Value (NAV) per share** | 29 | **21.98** | **16.77** |

The annexed notes form an integral part of these financial statements.

| Sd/- | Sd/- | Sd/- |
|---|---|---|
| **Chairman** | **Managing Director** | **Company Secretary** |

Signed in terms of our separate report of even date annexed.

Sd/-
**K. M. HASAN & CO.**
Chartered Accountants

Place: Dhaka
08 March 2016

# aamra networks limited

**STATEMENT OF PROFIT OR LOSS AND OTHER COMPREHENSIVE INCOME**

**For the year ended 31 December 2015**

| | Notes | Amount in Taka | |
|---|---|---|---|
| | | 2015 | 2014 Restated |
| Revenue | 21 | 662,948,637 | 595,085,403 |
| Cost of goods sold & services | 22 | (398,746,169) | (356,485,900) |
| **Gross Profit** | | **264,202,468** | **238,599,503** |
| Operating expenses | 23 | (122,791,162) | (117,726,462) |
| **Operating Profit** | | **141,411,306** | **120,873,041** |
| Financial expenses | 24 | (8,493,527) | (35,141,345) |
| Other income | 25 | 4,408,511 | 8,643,565 |
| **Profit before WPPF** | | **137,326,290** | **94,375,261** |
| Workers' Profit Participation Fund (WPPF) | 18 | (6,539,347) | (4,494,060) |
| **Profit before income tax** | | **130,786,943** | **89,881,201** |
| **Provision for income tax** | | | |
| Current tax | 26 | (3,903,578) | (2,148,972) |
| Deferred tax | 27 | (6,801,878) | (2,846,842) |
| | | (10,705,456) | (4,995,814) |
| **Net Profit after income tax** | | **120,081,487** | **84,885,387** |
| Other comprehensive income | | - | - |
| **Total comprehensive income** | | **120,081,487** | **84,885,387** |
| **Earning per share (EPS)** | **29** | **3.16** | **3.26** |
| **Restated earning per share (EPS)** | **29** | **3.16** | **2.23** |

The annexed notes form an integral part of these financial statements.

| | | |
|---|---|---|
| **Sd/-** | **Sd/-** | **Sd/-** |
| **Chairman** | **Managing Director** | **Company Secretary** |

Signed in terms of our separate report of even date annexed.

**Sd/-**
**K. M. HASAN & CO.**
Chartered Accountants

Place: Dhaka
08 March 2016

## aamra networks limited
### STATEMENT OF CHANGES IN EQUITY
### For the year ended 31 December 2015

**Amount in Taka**

| Particulars | Ordinary Share Capital | Share Premium | Share money deposit | Retained Earnings | Total |
|---|---|---|---|---|---|
| | | | | Restated | |
| **Balance at 01 January 2014** | **260,000,000** | **-** | **-** | **95,274,975** | **355,274,975** |
| Addition during the year | - | - | 133,862,500 | - | 133,862,500 |
| Adjustment for deferred tax | - | - | - | (4,217,244) | (4,217,244) |
| Net profit after tax | - | - | - | 84,885,387 | 84,885,387 |
| **Balances at 31 December 2014** | **260,000,000** | **-** | **133,862,500** | **175,943,118** | **569,805,618** |
| | | | | | |
| **Balance at 01 January 2015** | **260,000,000** | **-** | **133,862,500** | **175,943,118** | **569,805,618** |
| Addition during the year | 120,000,000 | 163,800,000 | - | - | **283,800,000** |
| Adjustment during the year | - | (4,668,193) | (133,862,500) | - | **(138,530,693)** |
| Net profit after tax | - | - | - | 120,081,487 | 120,081,487 |
| **Balances at 31 December 2015** | **380,000,000** | **159,131,807** | **-** | **296,024,605** | **835,156,412** |

**Sd/-**
**Chairman**

**Sd/-**
**Managing Director**

**Sd/-**
**Company Secretary**

Signed in terms of our separate report of even date annexed.

**Sd/-**
**K. M. HASAN & CO.**
Chartered Accountants

Place: Dhaka
08 March 2016

## aamra networks limited
### STATEMENT OF CASH FLOWS
### For the year ended 31 December 2015

| | Notes | Amount in Taka 2015 | 2014 |
|---|---|---|---|
| **A. Cash flows from operating activities** | | | |
| Cash received from customers & others | | 659,817,649 | 597,117,621 |
| Cash paid to suppliers & others | | (361,561,709) | (379,119,665) |
| Operating expenses paid | | (129,976,059) | (91,316,944) |
| Finance expenses paid | | (8,493,527) | (35,141,345) |
| Advance income tax paid | | (11,269,175) | (10,211,417) |
| **Net cash provided from operating activities** | | **148,517,179** | **81,328,251** |
| **B. Cash flows from investing activities** | | | |
| Acquisition of property, plant & equipment | | (229,759,183) | (94,945,718) |
| Acquisition of intangible assets | | (3,104,500) | (42,035,617) |
| Addition/Dilution non-current assets | | 2,504,385 | (1,037,000) |
| **Net cash used in investing activities** | | **(230,359,298)** | **(138,018,334)** |
| **C. Cash flows from financing activities** | | | |
| Short-term loan | | (111,453,076) | 95,871,334 |
| Term loan | | (45,963,913) | (6,400,372) |
| Lease liabilities | | (34,785,487) | (57,612,733) |
| Proceeds from issue of share capital | | 149,937,500 | - |
| Share money deposit | | - | 133,862,500 |
| Share issue cost | | (4,507,193) | - |
| **Net cash used/provided in/by financing activities** | | **(46,772,169)** | **165,720,730** |
| **D. Net increase/ (decrease) in Cash & cash equivalent (A+B+C)** | | (128,614,288) | 109,030,646 |
| Cash & cash equivalent at the beginning of the year | | 153,007,018 | 43,976,372 |
| **Cash & cash equivalent at the end of the year** | 9 | **24,392,731** | **153,007,018** |

The annexed notes form an integral part of these financial statements.

| Sd/- | Sd/- | Sd/- |
|---|---|---|
| **Chairman** | **Managing Director** | **Company Secretary** |

Signed in terms of our separate report of even date annexed.

Sd/-
**K. M. HASAN & CO.**
Chartered Accountants

Place: Dhaka
08 March 2016

# aamra networks limited
## NOTES TO THE FINANCIAL STATEMENTS
### For the year ended 31 December 2015

## 1. ABOUT THE COMPANY

### 1.1 Reporting entity

**aamra networks limited** (formerly Global Online Services Limited) was incorporated in Bangladesh under The Companies Act, 1994 on 10 January 2001 vide registered No. C - 42228(1587)/2001 as a private company limited by shares. The company was converted in to a public company limited by shares on May 08, 2013 under The Companies Act 1994.The registered office of the company is situated at Safura Tower (12th floor), 20 Kemal Ataturk Avenue, Banani C/A, Dhaka - 1213.

### 1.2 Principal activities

Over the last decade, aamra networks limited has been consistently providing state-of-the-art IT communication solutions and services to its customers which includes Internet Access, Web Page Development and Hosting, Leased Port Internet Access ,Total Network Solutions, Video Conferencing Solutions, various IT enable Support, Software Development and Maintenance Services etc.

## 2. SIGNIFICANT ACCOUNTING POLICIES

The accounting policies set out below, which comply with Bangladesh Financial Reporting Standards (BFRS's), have been applied consistently to all periods presented in these financial statements, and have been applied consistently by entities.

### 2.1 Basis of preparation of financial statements

These financial statements of **aamra networks limited** have been prepared on a going concern basis under historical cost convention in accordance with Bangladesh Financial Reporting Standards (BFRS). The disclosures of information are made in accordance with the requirements of the Companies Act 1994 and the financial statements have been prepared in accordance with Bangladesh Accounting Standard (BAS) -1 using the accrual basis of accounting.
In the preparation of these financial statements, management used available information to make judgments, estimate and assumption that affect the application of accounting policies and the reported amounts of assets and liabilities, income and expenses. Actual results may differ from those estimate.

### 2.2 Going concern

The Company has adequate resources to continue in operation for foreseeable future and hence, the financial statements have been prepared on going concern basis. As per management assessment there are no material uncertainties related to events or conditions which may cast significant doubt upon the Company's ability to continue as a going concern.

### 2.3 Property, plant and equipments

Property, plant and equipment are stated at historical cost less accumulated depreciation in compliance with the requirements of Bangladesh Accounting Standard (BAS) -16: "Property, Plant and Equipment". The cost of acquisition of an asset comprises its purchase price and any directly attributable cost of bringing the assets to its working condition for its intended use inclusive of inward freight, duties and non-refundable taxes.

### 2.3.1 Depreciation on property, plant and equipment

Depreciation has been charged to allocate the cost of property, plant and equipments, over the period of their expected useful life, in accordance with BAS 16: "Property, Plant and Equipment". Depreciation is provided for the period in use of the assets. Acquisitions during the year are depreciated for effective month. Depreciation is charged at the following rates under reducing balance method:

| Category of property, plant and equipment | Rate (%) |
|---|---|
| Furniture & Fixture | 10 |
| Office Equipment | 15 |

| | |
|---|---|
| Electric Installation | 18 |
| Telephone Installation | 18 |
| Computer & Computer Equipment | 20 |
| Data Centre | 20 |
| Fiber Optic Cable & Equipment | 20 |
| Radio link/infrastructure & Backbone | 18 |
| Motor Vehicle | 20 |
| Office Decoration | 15 |
| WiFi Equipment & Installation | 20 |

**2.4 Intangible assets (BAS - 38 Para -8)**

Intangible assets that are acquired by the Company such as computer software and have finite useful lives are measured at cost less accumulated amortisation and accumulated impairment

Subsequent expenditure is capitalised only when it increases the future economic benefits embodied in the specific asset to which it relates.

Intangible assets are amortised on a straight-line basis in profit or loss over their estimated useful lives of 5 years from the date that they are available for use.

Amortisation methods, useful lives and residual values are reviewed at each reporting date and adjusted if appropriate.

**2.5 Components of financial statements**

a) Statement of financial position.
b) Statement of profit or loss and other comprehensive income.
c) Statement of changes in equity
d) Statement of cash flows.
e) Notes to the financial statements

**2.6 Other regulatory compliances**

The Company is also required to comply with the following major legal provisions in addition to the Companies Act 1994 and other applicable laws and regulations:

The Income Tax Ordinance & Rules, 1984
The Value Added Tax Act & Rules, 1991
Bangladesh Telecommunication Regulatory Commission Act. 2001
The Securities & Exchange Rules, 1987

**2.7 Valuation of inventories**

Inventories are stated at cost which is lower than net realizable value in compliance with the requirements of paras 21 and 25 of BAS-2 (Inventories).

The cost of inventories is based on the weighted average cost principle, and includes expenditure incurred in acquiring the inventories and other costs incurred in bringing them to their existing location and condition.

Net realisable value (NRV) is the estimated selling price in the ordinary course of business, less the estimated costs necessary to make the sale.

**2.8 Impairment**

**Non-derivative financial assets**

Financial assets not classified as at fair value through profit or loss, are assessed at each reporting date to determine whether there is objective evidence that it is impaired. A financial asset is impaired if objective evidence indicates that a loss event has occurred after the initial recognition of the asset, and that the loss event had a negative effect on the estimated future cash flows of that asset that can be estimated reliably.

**Non-financial assets**

The carrying amount of the non-financial assets, other than inventories are reviewed at each reporting date to determine whether there is any indication of impairment. If any such indication exists then the assets' recoverable amounts are estimated. For intangible assets that have indefinite lives, recoverable amount is estimated at each reporting date. An impairment loss is recognised if the carrying amount of an asset or its cash generating unit (CGU) exceeds its estimated recoverable amount.

**2.9 Trade & other receivables**

Trade & other receivables are financial assets with fixed or determinable payments that are not quoted in an active market. Such assets are recognised initially at fair value plus any directly attributable transaction costs. Subsequent to initial recognition trade & other receivables are measured at amortised cost using the effective interest method, less any

**2.10 Advance, deposit & prepayments**

Advances are initially measured at cost. After initial recognition, advances are carried at cost less deduction, adjustment or charges to other account heads. Deposits are measured at payment value. Prepayments are initially measured at cost. After initial recognition prepayments are carried at cost less charges to Statement of Comprehensive Income.

**2.11 Cash and cash equivalents**

Cash and cash equivalents include cash in hand and with banks on current and deposit accounts which are held and available for use by the company without any restriction. There is insignificant risk of change in value of the same.

**2.12 Share capital**

Ordinary shares are classified as equity. Incremental costs directly attributable to the issue of ordinary shares are recognised as a deduction from equity, net of any tax effects. Paid up share capital represents total amount contributed by the shareholders. Holders of ordinary shares are entitled to receive dividends as declared from time to time and are entitled to vote at shareholders' meetings. In the event of a winding up of the Company, ordinary shareholders rank after all other shareholders and creditors and are fully entitled to any residual proceeds of liquidation.

**2.13 Borrowings**

Interest-bearing borrowings include short term bank loan. Interest-bearing borrowings are recognised initially at fair value less any directly attributable transaction costs. Subsequent to initial recognition, interest-bearing borrowings are stated at amortised cost using the effective interest method.

**2.14 Trade & other payables**

Trade & other payables for goods and services received have been accounted for those goods & services for which no payment has been made. Payables are not interest bearing and are stated at their nominal value.

**2.15 Provision for tax**

Provision for tax is made @ 35% on estimated taxable income in accordance with Income Tax Ordinance - 1984.

**2.16 Basis of calculation of deferred tax (as per BAS-12)**

Deferred tax is recognized in accordance with the provision of BAS-12. Deferred tax arises due to temporary difference deductible or taxable for the events of transactions recognized in the statement of comprehensive income. A temporary difference is the difference between the tax base of an asset or liability and its carrying amount/ reported amount in the financial statement. Deferred tax asset or liability is the amount of income tax payable or recoverable in future period(s) recognized in the current period. The deferred tax asset/ income or liability/ expense does not create a legal liability/ recoverability to and from the income tax authority. This is recognized for book purpose as equalization item presented in the financial statements to show the retained earnings as a consistent reflection of the business events.

The nature and amount of a change as deferred tax in an accounting estimate that has an effect in the current period or is expected to have an effect in future periods.

**2.17 Revenue recognition**

In compliance with the requirements of BAS 18 : Revenue from receipts from customers against sales and services are recognized when products and services are provided to customers, that is, when the significant risk and rewards of ownership have been transferred to the buyer, recovery of the consideration is probable, the associated costs and possible return of goods can be estimated reliably, and there is no continuing management

In compliance with the requirements of BAS 18 (Para 6-b): Dividends arising from investments which are accounted for under equity method.

**2.18 Earnings per share (EPS)**

This has been calculated in compliance with the requirements of BAS 33 : Earnings Per Share is calculated dividing the basic earnings by the number of ordinary shares outstanding at the end of the year. Prior year Earnings Per Share has been restated due to incorporation of Worker's Profit Participation Fund (WPPF) for the year ended 31 December 2014. Besides, due to issue of stock divided prior year EPS has been restated as number of

**2.19 Number of employees**

The number of employees engaged for the year who received a total remuneration of Taka 36,000 and above per year was 327. None of them were receiving below Taka 3,000 per

**2.20 Statement of cash flows**

The statement of cash flows has been prepared in accordance with the requirements of "BAS 7: statement of cash flows" using direct method.

**2.21 Risk and uncertainty for use of estimates and judgments**

The preparation of financial statements in conformity with Bangladesh Financial Reporting Standards (BFRSs) requires management to make judgments, estimates and assumptions that affect the applicable of accounting policies and the reported amounts of assets, liabilities, income and expenses, and disclosure requirements for contingent assets and liabilities during and at the date of the financial statements.
Actual result may differ from these estimates. Estimates and underlying assumptions are reviewed on an ongoing basis. Revisions of accounting estimates are recognized in the period in which the estimate is revised in any future years affected as required by BAS 8 : Accounting Policies, Changes in Accounting Estimates and Errors.

**2.22 Financial instruments**

Non-derivative financial instruments comprise accounts and other receivables, cash and cash equivalents, borrowings and other payables are shown at transaction cost.

**2.23 Provision, contingent liabilities and contingent assets**

The preparation of financial statements in conformity with BAS-37 Provision, Contingent Liabilities and Contingent Assets, requires management to make estimates and assumptions that affect the reported amounts of revenues and expenses, assets and liabilities, and the disclosure requirements for contingent assets and liabilities during and at the date of the financial statements. Due to the inherent uncertainty involved in making estimates, actual result reported could differ from those estimates.
In accordance with the guidelines as prescribed by BAS-37 provisions were recognized in the following situations:

** When the company has a present obligation as a result of past event.

** When it is probable that an outflow of resources embodying economic benefits will be

** Reliable estimates can be made of the amount of the obligation.

**2.24 Events after the reporting period (as per BAS-10)**

The company carried out a number of transactions on events after the reporting period in the normal course of business. The information as required by BAS 10. Events after the reporting period disclosure have been disclosed in to the Financial Statement.

**2.25 Related party disclosures (as per BAS-24)**

The company carried out a number of transactions with related parties in the normal course of business and on arm's length basis.The information as required by BAS 24. Related party disclosure have been disclosed in note-30 to the Financial Statements.

**2.26 Financial Expenses**

Financial expenses comprise the interest on external borrowings, bank charges & others and are recognized as they accrue.

## 3 OTHERS

### 3.1 Employee benefits

The company maintains the following benefit schemes for their employees:

(a) **Defined contribution plan**

The company maintains a recognized contributory provident fund for all its permanent employees. Assets of provident fund are held in a separate trustee board administered fund as per the relevant rules and is funded by contributions from both the employees and the company at pre-determined rates.

(b) **Insurance scheme**

Employees of the company are covered under group life insurance scheme & Medical Insurance.

### 3.2 Workers' profit participation fund

The company has made a provision for Worker's Profit Participation Fund (WPPF) for the year ended 31 December 2015. Besides, management has made provision for Worker's Profit Participation Fund (WPPF) for the year ended 31 December 2014 restating of financial statements.The Company provides 5% of its net profit before tax after charging such expense as Workers' Profit Participation in accordance with "Bangladesh Labour

### 3.3 Reporting period

The reporting period covers 1 (one) year from 01 January 2015 to 31 December 2015.

### 3.4 Reporting currency

The financial statements are prepared and presented in Bangladeshi currency (Taka), which is the company's functional currency. All financial information presented have been rounded off to the nearest taka except where indicated otherwise.

### 3.5 Comparative information and rearrangement thereof

Comparative information has been disclosed for the year (01.01.2014 to 31.12.2014) in the financial statements for all numerical information and also the narrative and descriptive information where it is relevant for understanding of the current year`s financial statements.

Figures for the year have been re-arranged, wherever considered necessary, to ensure better comparability with the current year. And restatement has been made with WPPF (Note -18) and Retained Earnings (Note-13) for the year 2014.

| | | | | Amount in Taka | |
|---|---|---|---|---|---|
| | | | | 2015 | 2014 |
| **4.** | **PROPERTY, PLANT AND EQUIPMENTS** | | | | |
| | Property, plant and equipments (Except EPZ Project) (Note - 4.1) | | | 595,777,391 | 425,162,475 |
| | Property, plant and equipments (EPZ Project) (Note - 4.2) | | | 3,726,529 | 2,235,809 |
| | | | | **599,503,920** | **427,398,284** |
| **4.1** | **Property, plant and equipments (Except EPZ Project)** | | | | |
| | Land and land development | | | 198,344,514 | 190,239,237 |
| | Furniture & fixture | | | 912,380 | 865,130 |
| | Office equipment | | | 20,146,524 | 16,724,646 |
| | Electric installation | | | 1,019,612 | 1,243,429 |
| | Telephone installation | | | 117,897 | 143,777 |
| | Computer & comp. equipments | | | 4,851,328 | 5,546,889 |
| | Data centre | | | 23,493,835 | 4,049,503 |
| | Fiber optic cable & equipment | | | 56,177,236 | 28,854,243 |
| | Infrastructure & backbone equipments | | | 227,910,405 | 144,885,267 |
| | Motor vehicle | | | 6,548,035 | 7,149,021 |
| | Office decoration | | | 27,365,080 | 25,461,332 |
| | WiFi equipment & installation | | | 28,890,543 | - |
| | | | | **595,777,391** | **425,162,475** |
| **4.2** | **Property, plant and equipments (EPZ Project)** | | | | |
| | Furniture & Fixture | | | 154,593 | 109,808 |
| | Office Equipments | | | 579,948 | 588,026 |
| | Computer & Comp. Equipments | | | 216,101 | 91,897 |
| | Infrastructure & Backbone Equipments | | | 1,858,231 | 424,844 |
| | Office Decoration | | | 917,656 | 1,021,235 |
| | | | | **3,726,529** | **2,235,809** |
| | Details of property, plant and equipments are shown in annexure -"A". | | | | |
| **5.** | **INTANGIBLE ASSETS** | | | | |
| | Computer software | | | **29,721,845** | **33,628,493** |
| | Details of intangible assets are shown in annexure -"B". | | | | |
| **6.** | **INVENTORIES** | | | | |
| | Inventories (Note-6.1) | | | 72,799,021 | 59,265,064 |
| | Inventories in transit for sales (Note- 6.2) | | | 33,568,647 | 29,595,973 |
| | | | | **106,367,669** | **88,861,037** |
| **6.1** | **Inventories** | **UOM** | **Qty** | | |
| | Audio & video equipments | Pc | 46 | 7,460,306 | 5,168,048 |
| | Security & surveillance equipment | Pc | 582 | 7,666,707 | 3,590,000 |
| | Radio device & related equipment | Pc | 163 | 5,598,429 | 4,921,306 |
| | Switch & router | Pc | 219 | 6,181,274 | 6,562,710 |
| | Computer & related accessories | Pc | 3 | 133,302 | 810,000 |
| | Fiber optic cable | Meter | 2400 M | 474,209 | 950,000 |
| | Fiber optic equipment | Pc | 390 | 7,093,197 | 6,199,000 |
| | LAN accessories | Pc | 11385 | 37,238,228 | 30,312,760 |
| | Power, UPS and related accessories | Pc | 43 | 953,369 | 751,240 |
| | | | | **72,799,021** | **59,265,064** |
| **6.2** | **Inventories in transit for sales** | | | | |
| | Audio & video equipments | | | 8,569,271 | 2,127,279 |
| | Security & surveillance equipment | | | 9,720,913 | 14,435,890 |
| | Radio device & related equipment | | | 2,809,312 | 1,977,275 |
| | Switch & router | | | 1,711,520 | 1,775,412 |
| | Computer & related accessories | | | 84,080 | 415,858 |
| | Fiber optic cable | | | 1,091,096 | 841,189 |
| | Fiber optic equipment | | | 3,628,091 | 2,947,893 |
| | LAN accessories | | | 5,439,649 | 4,585,196 |
| | Power, UPS and related accessories | | | 514,715 | 489,981 |
| | | | | **33,568,647** | **29,595,973** |

Above products have been delivered to the customers against their purchase/work order but no invoices are issued.

## 7 TRADE AND OTHER RECEIVABLES

| | | |
|---|---|---|
| **Balance as on 01 January 2015** | 93,385,433 | 86,774,086 |
| Add: Addition during the year | 667,357,148 | 603,728,968 |
| | 760,742,581 | 690,503,054 |
| Less: Received during the year | 659,817,649 | 597,117,621 |
| **Balance as on 31 December 2015** | **100,924,931** | **93,385,433** |

### 7.1 Ageing Schedule of Trade Receivable:

| Duration | | |
|---|---|---|
| 1 - 30 days | 65,681,903 | 54,741,849 |
| 31 - 60 days | 16,203,610 | 12,879,856 |
| 61 - 90 days | 12,678,081 | 12,447,008 |
| 91 - 180 days | 6,361,337 | 8,552,746 |
| 181 - 365 days | - | 4,763,974 |
| Over 365 days | - | - |
| | **100,924,931** | **93,385,433** |

### 7.2 Discloser as per Para F of Schedule XI, Part-1, The Companies Act, 1994

| | | |
|---|---|---|
| Debts exceeding 6 months | - | 4,763,974 |
| Other debts less provision | 100,924,931 | 88,621,459 |
| | **100,924,931** | **93,385,433** |
| Debts considered good and secured | 100,924,931 | 93,385,433 |
| Debts considered good without debtors personal security | - | - |
| Debts considered doubtful or bad | - | - |
| Debt due from companies same management | - | - |
| Maximum debt due by director or officers at any time | - | - |
| | **100,924,931** | **93,385,433** |

There was no related party transaction.

## 8. ADVANCE, DEPOSIT & PREPAYMENTS

| | | |
|---|---|---|
| Advance, deposit & prepayments - Non current (Note 8.1) | 8,265,302 | 10,769,688 |
| Advance, deposit & prepayments - Current (Note 8.2) | 73,976,414 | 51,773,433 |
| | **82,241,716** | **62,543,121** |

### 8.1 Advance, deposit & prepayments (Non current)

| | | |
|---|---|---|
| **Advance against office rent** | | |
| Faruque Rupayan Tower -17th Floor | 591,000 | 2,434,000 |
| **Bank guarantee & tender deposit** | | |
| Officer Commanding HQ | - | 266,386 |
| **Security deposit** | | |
| Deposit against T & T | 328,200 | 328,200 |
| Deposit against rent-safura tower | 343,575 | 343,575 |
| Deposit against BTCL bandwidth bill | 258,990 | 258,990 |
| Deposit against ATL bandwidth bill | 3,500,000 | 3,500,000 |
| Deposit against POP | 110,000 | 110,000 |
| Security deposit POP rent Bogura | 45,000 | - |
| Security deposit POP Tanzia | 100,000 | - |
| Deposit against rent - DEPZ | 460,821 | 460,821 |
| Deposit against CEPZ | 57,716 | 57,716 |
| Deposit against Fiber @ Home underground cabling bill | 500,000 | 500,000 |
| Deposit against Summit Communication underground cabling bill | 400,000 | 400,000 |
| Deposit against rent F R Tower | 1,230,000 | 1,230,000 |
| Deposit against rent NOC | 240,000 | 300,000 |
| Deposit agains space rent for Coloasia | 100,000 | 100,000 |
| Deposit against rent Banani Store | - | 480,000 |
| | **8,265,302** | **10,769,688** |

| | | | |
|---|---|---|---|
| **8.2** | **Advance, deposit & prepayments (Current)** | | |
| | Advance against office rent (Note-8.2.1) | 1,593,000 | 1,415,000 |
| | Bank guarantee margin & tender security (Note-8.2.2) | 1,364,000 | 1,027,230 |
| | Advance income tax ( AIT ) (Note-8.2.3) | 28,915,301 | 19,795,098 |
| | Advance against expenses (Note-8.2.4) | 42,032,192 | 28,808,513 |
| | VAT current account | 71,921 | 727,592 |
| | | **73,976,414** | **51,773,433** |

All the above advance, deposit and prepayments are considered as good and secured by the company management.

| | | |
|---|---|---|
| Faruque Rupayan Tower -17th Floor | 1,128,000 | 1,128,000 |
| Albatross Restaurant (Cox - Bazaar) | - | 32,000 |
| Eshayat Corporation for BNS POP Uttara, Dhaka | 290,000 | - |
| KA 6 Kalachadpur Baridhara | 40,000 | - |
| Kawranbazar POP | 100,000 | - |
| Mohakhali Store | 35,000 | |
| Banani Store | - | 35,000 |
| Gulshan NOC POP | - | 220,000 |
| | **1,593,000** | **1,415,000** |

| | | | |
|---|---|---|---|
| **8.2.2** | **Bank guarantee margin & tender security** | | |
| | Al Arafah Islami Bank | 300,000 | - |
| | Ashuganj Power Station Company Ltd | 75,000 | - |
| | Bangladesh Open University | - | 8,000 |
| | Basic Bank Ltd | - | 5,000 |
| | Bangladesh Export Processing Zones Authority (BEPZA) | 254,000 | - |
| | Best Holdings Ltd. | 200,000 | - |
| | BSEC (Bangladesh Security & Exchange Commission) | 35,000 | - |
| | DESCO (Dhaka Electric Supply Company) | - | 18,000 |
| | Elitecore Technologies | 400,000 | - |
| | ICDDR,B | - | 351,504 |
| | Independent University, Bangladesh (IUB) | - | 28,800 |
| | Jamuna oil Company Ltd | 100,000 | - |
| | Ministry of Shipping | - | 265,000 |
| | NCC Bank Limited (NCCBL) | - | 20,000 |
| | Plan Bangladesh | - | 182,926 |
| | Rapid Action Batelion (RAB) | - | 120,000 |
| | UCEP Bangladesh (UCEP) | - | 28,000 |
| | | **1,364,000** | **1,027,230** |

| | | | |
|---|---|---|---|
| **8.2.3** | **Advance income tax ( AIT )** | | |
| | Year wise break up | | |
| | Income Year 2001/Assessment Year 2002-03 | 20,796 | 20,796 |
| | Income Year 2002/Assessment Year 2003-04 | 310,084 | 310,084 |
| | Income Year 2003/Assessment Year 2004-05 | 1,046,435 | 1,046,435 |
| | Income Year 2004/Assessment Year 2005-06 | 896,665 | 896,665 |
| | Income Year 2005/Assessment Year 2006-07 | 486,244 | 486,244 |
| | Income Year 2006/Assessment Year 2007-08 | 1,437,135 | 1,437,135 |
| | Income Year 2007/Assessment Year 2008-09 | 2,934,352 | 2,934,352 |
| | Income Year 2013/Assessment Year 2014-15 | 2,451,970 | 2,451,970 |
| | Income Year 2014/Assessment Year 2015-16 | 8,062,445 | 10,211,417 |
| | Income Year 2015/Assessment Year 2016-17 | 11,269,175 | - |
| | | **28,915,301** | **19,795,098** |
| **8.2.4** | **Advance against expenses** | | |
| | Advance against suppliers | 39,910,946 | 27,886,923 |
| | Advance against IPO expenses | 1,805,116 | 661,000 |
| | Advance to staff | 316,130 | 260,590 |
| | | **42,032,192** | **28,808,513** |

| | | | |
|---|---|---|---|
| **9.** | **CASH AND CASH EQUIVALENTS** | | |
| | Cash in hand | 183,279 | 189,242 |
| | Cash at bank (Notes-9.1) | 24,209,451 | 52,817,776 |
| | FDR No: 0200859/58475 (Period - three months) | - | 100,000,000 |
| | | **24,392,730** | **153,007,018** |
| **9.1** | **Cash at bank** | | |
| | Bank Asia Limited (MCB Banani Branch) (Note - 9.1.1) | 13,296,057 | 38,834,990 |
| | Dhaka Bank Limited (Banani Branch) (Note - 9.1.2) | 8,963,790 | 2,598,923 |
| | Dutch Bangla Bank Limited (Banani Branch) (Note - 9.1.3) | 1,537,172 | 11,159,971 |
| | One bank Limited (Banani Branch) (Note - 9.1.4) | 86 | 661 |
| | Shahjalal Islami Bank Limited (Banani Branch) (Note - 9.1.5) | 412,346 | 223,230 |
| | | **24,209,451** | **52,817,776** |

| | | |
|---|---|---|
| **9.1.1 Bank Asia Limited (MCB Banani Branch)** | | |
| A/C No: 01233052008 | 89,264 | 90,564 |
| A/C No: 01236050632 | 4,260,663 | 3,914,541 |
| A/C No: 01236050650 | 8,944,253 | 34,264,655 |
| A/C No: 01233051466 | 1,878 | 565,229 |
| | **13,296,057** | **38,834,990** |
| **9.1.2 Dhaka Bank Limited (Banani Branch)** | | |
| A/C No: 206.100. 3714 | 1,873,701 | 180,470 |
| A/C No: 206.100. 3584 | 7,009,435 | 2,335,150 |
| A/C No: 201.100.7356 | 67,781 | 69,166 |
| A/C No: 204.100.552 | 12,873 | 14,138 |
| | **8,963,790** | **2,598,923** |
| **9.1.3 Dutch Bangla Bank Limited (Banani Branch)** | | |
| A/C No: 1031200000594 | 894,711 | 8,527,793 |
| A/C No: 1031200001113 | 585,666 | 1,583,627 |
| A/C No: 1031100016776 | 10,930 | 870,371 |
| A/C No: 1031100016790 | 45,865 | 178,180 |
| | **1,537,172** | **11,159,971** |
| **9.1.4 One bank Limited (Banani Branch)** | | |
| A/C No: 0181020001119 | **86** | **661** |
| **9.1.5 Shahjalal Islami Bank Limited (Banani Branch)** | | |
| A/C No: 40143 111000005465 | **412,346** | **223,230** |

**10. SHARE CAPITAL**

| | | |
|---|---|---|
| **10.1 Authorized capital** | | |
| 100,000,000 ordinary shares @ Tk. 10 each | **1,000,000,000** | **1,000,000,000** |
| **10.2 Issued, subscribed & paid -up capital** | | |
| 38,000,000 ordinary shares of Tk. 10 each. | **380,000,000** | **260,000,000** |

**10.3 The detail of shareholding positions are as follows**

| Name of Shareholders | 2015 | | | 2014 | | |
|---|---|---|---|---|---|---|
| | No. of Shares | % of Holding | Amount in Taka | No. of Shares | % of Holding | Amount in Taka |
| **Sponsors and Directors:** | | | | | | |
| aamra holdings ltd | 12,600,000 | 33.16% | 126,000,000 | 12,600,000 | 48.46% | 126,000,000 |
| aamra resources ltd | 4,522,030 | 11.90% | 45,220,300 | 4,522,030 | 17.39% | 45,220,300 |
| Syed Faruque Ahmed | 100,000 | 0.26% | 1,000,000 | 100,000 | 0.38% | 1,000,000 |
| Syed Farhad Ahmed | 100,000 | 0.26% | 1,000,000 | 100,000 | 0.38% | 1,000,000 |
| Syeda Munia Ahmed | 100,000 | 0.26% | 1,000,000 | 100,000 | 0.38% | 1,000,000 |
| Fahmida Ahmed | 100,000 | 0.26% | 1,000,000 | 100,000 | 0.38% | 1,000,000 |
| Sub-Total | 17,522,030 | 46.11% | 175,220,300 | 17,522,030 | 67.39% | 175,220,300 |
| Other than Sponsors and Directors(Note -10.3.1) | 20,477,970 | 53.89% | 204,779,700 | 8,477,970 | 32.61% | 84,779,700 |
| **Total** | **38,000,000** | **100%** | **380,000,000** | **26,000,000** | **100%** | **260,000,000** |

**10.3.1 Other than Sponsors and Directors**

| | 2015 | | 2014 | |
|---|---|---|---|---|
| | No. of Share | Amount in Taka | No. of Share | Amount in Taka |
| Augere Holdings (Netherlands) B.V | 8,477,970 | 84,779,700 | 8,477,970 | 84,779,700 |
| Mahmudul Huq | 800,000 | 8,000,000 | - | - |
| Mohammad Kamruzzaman | 200,000 | 2,000,000 | - | - |
| Md. Ehsanul Habib | 200,000 | 2,000,000 | - | - |
| Food Chain Asia Ltd. | 2,000,000 | 20,000,000 | - | - |
| Mahtab Uddin Ahmed | 120,000 | 1,200,000 | - | - |
| Arifur Rahman | 100,000 | 1,000,000 | - | - |
| Showkat Ali Sarkar | 20,000 | 200,000 | - | - |
| Touhidul Alam Zenith | 200,000 | 2,000,000 | - | - |
| Enayet Uddin Md. Kaiser Khan | 100,000 | 1,000,000 | - | - |
| Md. Shahniaz Jewel | 60,000 | 600,000 | - | - |
| Mustafa Kamal Shaheen | 100,000 | 1,000,000 | - | - |
| Sohel Ahmed | 20,000 | 200,000 | - | - |
| Md. Sanowar Hossain | 16,000 | 160,000 | - | - |
| Md. Nurul Afsar & Sharmin Jahan | 6,000 | 60,000 | - | - |
| Md. Monirul Islam Sarker | 5,000 | 50,000 | - | - |
| Md. Ahosan Habib | 2,500 | 25,000 | - | - |
| ATM Rakibul Hoque | 100,000 | 1,000,000 | - | - |
| Kazi Rafiqul Islam | 100,000 | 1,000,000 | - | - |
| Parvez Ahmed | 5,000 | 50,000 | - | - |
| Abdul Quadir Chowdhury | 100,000 | 1,000,000 | - | - |
| Business and Management Co. Limited | 100,000 | 1,000,000 | - | - |
| National Finance Ltd. | 1,000,000 | 10,000,000 | - | - |
| MTB Securities Ltd. | 400,000 | 4,000,000 | - | - |
| Pradip Kumar Das | 400,000 | 4,000,000 | - | - |
| Bishwajit Das | 400,000 | 4,000,000 | - | - |
| Major General Md. Shamsul Haque | 25,500 | 255,000 | - | - |
| Masudur Rahman | 20,000 | 200,000 | - | - |
| Investment Corporation of Bangladesh (ICB) | 5,400,000 | 54,000,000 | - | - |
| | **20,477,970** | **204,779,700** | **8,477,970** | **84,779,700** |

**11. SHARE PREMIUM**

| | | |
|---|---|---|
| Balance as on 01 January 2015 | - | - |
| Add: Addition during the year | 163,800,000 | - |
| | 163,800,000 | - |
| Less: Adjustment during the year | 4,668,193 | - |
| Balance as on 31 December 2015 | **159,131,807** | **-** |
| | | |
| Adjustment breakup | | |
| Issue mangement services fees | 3,263,700 | - |
| Application fees | 10,058 | - |
| Professional Fee for credid rating | 70,435 | - |
| Arranger fee | 1,188,000 | - |
| Consent fee | 136,000 | - |
| | **4,668,193** | **-** |

**12. SHARE MONEY DEPOSIT**

| Name of Subscribers | 2015 | | 2014 | |
|---|---|---|---|---|
| | No. of Share | Amount in Taka | No. of Share | Amount in Taka |
| Mahmudul Huq | - | - | 800,000 | 20,000,000 |
| Mohammad Kamruzzaman | - | - | 200,000 | 5,000,000 |
| Md. Ehsanul Habib | - | - | 200,000 | 5,000,000 |
| Food Chain Asia Ltd. | - | - | 2,000,000 | 50,000,000 |
| Mahtab Uddin Ahmed | - | - | 120,000 | 3,000,000 |
| Arifur Rahman | - | - | 100,000 | 2,500,000 |
| Showkat Ali Sarkar | - | - | 20,000 | 500,000 |
| Touhidul Alam Zenith | - | - | 200,000 | 5,000,000 |
| Enayet Uddin Md. Kaiser Khan | - | - | 100,000 | 2,500,000 |
| Md. Shahniaz Jewel | - | - | 60,000 | 1,500,000 |
| Mustafa Kamal Shaheen | - | - | 100,000 | 2,500,000 |
| Sohel Ahmed | - | - | 20,000 | 500,000 |
| Md. Sanowar Hossain | - | - | 16,000 | 400,000 |
| Md. Nurul Afsar & Sharmin Jahan | - | - | 6,000 | 150,000 |
| Md. Monirul Islam Sarker | - | - | 5,000 | 125,000 |
| Md. Ahosan Habib | - | - | 2,500 | 62,500 |
| ATM Rakibul Hoque | - | - | 100,000 | 2,500,000 |
| Kazi Rafiqul Islam | - | - | 100,000 | 2,500,000 |
| Parvez Ahmed | - | - | 5,000 | 125,000 |
| Abdul Quadir Chowdhury | - | - | 100,000 | 2,500,000 |
| Business and Management Co. Limited (MDA) | - | - | 100,000 | 2,500,000 |
| National Finance Ltd. | - | - | 1,000,000 | 25,000,000 |
| | **-** | **-** | **5,354,500** | **133,862,500** |

## 13. RETAINED EARNINGS

| | | |
|---|---|---|
| **Balance as on 01 January 2015** | 175,943,118 | 95,274,975 |
| Add: Net Profit after tax during the year | 120,081,487 | 84,885,387 |
| | 296,024,605 | 180,160,362 |
| | 296,024,605 | 180,160,362 |
| Less: Adjustment for deferred tax | - | 4,217,244 |
| **Balance as on 31 December 2015** | **296,024,605** | **175,943,118** |

The retained earnings has been restated by Taka 4,494,060 due to provision made for Worker's Profit Participation Fund (WPPF) for the year ended 31 December 2014.

## 14. TERM LOAN

| | | |
|---|---|---|
| Shahjalal Islami Bank Limited (Banani Branch) | - | 45,963,913 |
| | **-** | **45,963,913** |
| Term Loan - Non-Current Portion (Note-14.1) | - | 31,371,913 |
| Term Loan - Current Portion (Note-14.2) | - | 14,592,000 |
| | **-** | **45,963,913** |

### 14.1 Term loan - Non-Current Portion

| | | |
|---|---|---|
| Shahjalal Islami Bank Limited (Banani Branch) - A/C No. 4013 36500000184 | - | 31,371,913 |
| | **-** | **31,371,913** |

### 14.2 Term loan - Current Portion

| | | |
|---|---|---|
| Shahjalal Islami Bank Limited (Banani Branch) - A/C No. 4013 36500000184 | - | 14,592,000 |
| | **-** | **14,592,000** |

## 15 LEASE LIABILITIES

| | | |
|---|---|---|
| LankaBangla Finance Limited (Banani Branch) | 1,278,889 | 36,064,376 |
| | **1,278,889** | **36,064,376** |
| Lease Liabilities - Non-Current Portion (Note-15.1) | - | 23,356,904 |
| Lease Liabilities - Current Portion (Note-15.2) | 1,278,889 | 12,707,472 |
| | **1,278,889** | **36,064,376** |

### 15.1 Lease Liabilities - Non-Current Portion

| | | |
|---|---|---|
| Lanka Bangla Finance Limited (Banani Branch) - A/C No. 000170100000197 | - | 1,023,495 |
| Lanka Bangla Finance Limited (Banani Branch) - A/C No. 0009 72200000001 | - | 22,333,409 |
| | **-** | **23,356,904** |

### 15.2 Lease Liabilities - Current Portion

| | | |
|---|---|---|
| Lanka Bangla Finance Limited (Banani Branch) - A/C No. 000170100000197 | 1,278,889 | 778,224 |
| Lanka Bangla Finance Limited (Banani Branch) - A/C No. 0009 72200000001 | - | 11,929,248 |
| | **1,278,889** | **12,707,472** |

**Security :**

1. Comprehensive Insurance and Registration of the vehicle favoring LBFL.
2. Personal guarantee of Mr. Syed Farhad Ahmed, Managing Director of the Company.
3. 60 no. post dated cheques covering monthly rentals BDT 64,852 each and one cheque covering the full receivables of BDT 3,891,120.

## 16. SHORT TERM LOAN

| | | |
|---|---|---|
| **Shahjalal Islami Bank Limited (Banani Branch)** | | |
| SIBL = CC - 4013.345.0003 | 17,170,001 | - |
| SIBL = CC - 4013 34100007518 | - | 20,790,000 |
| SIBL = CC - 4013 34100007521 | - | 26,127,112 |
| SIBL = CC - 4013 34100007522 | - | 8,013,777 |
| SIBL = LTR No - 4013 323000001701 | - | 1,408,617 |
| SIBL = LTR No - 4013 323000001703 | - | 14,138,440 |
| SIBL = LTR No - 4013 323000001705 | - | 11,238,880 |
| SIBL = LTR No - 4013 323000001708 | - | 10,783,080 |
| SIBL = LTR No - 4013 345000001 | - | 55,955,555 |
| SIBL = LTR No - 4013 32300001735 | 16,461,723 | - |
| SIBL = LTR No - 4013 32300001740 | 1,078,486 | - |
| SIBL = LTR No - 4013 32300001761 | 2,292,174 | - |
| | **37,002,384** | **148,455,460** |

**Security**

1. Trust receipt (for each deal).
2. Hypothetication of stocks & receivables duly insured covering the possible risk under bank's mortgage clause.
3. IGPA (duly notarized) to be executed by the investment claim in favor of bank enabling the bank to sell out the stock & collect the receivables in case of default by you.

## 17. ACCRUED EXPENSES

| | | |
|---|---|---|
| Accrued expenses (Note - 17.1) | 7,591,153 | 13,508,381 |
| Withholding tax and VAT payable (Note - 17.2) | 923,553 | 4,069,468 |
| | **8,514,706** | **17,577,849** |

### 17.1 Accrued expenses

| | | |
|---|---|---|
| Salary & allowances | 3,856,790 | 9,571,495 |
| Office & roof rent | 585,640 | 886,487 |
| Utilities expenses | 1,751,046 | 1,323,862 |
| PF liabilities employees & company | 775,953 | 1,406,580 |
| Audit fee | 94,500 | 54,000 |
| Telephone & mobile bill | 527,224 | 265,957 |
| | **7,591,153** | **13,508,381** |

### 17.2 Withholding tax and VAT payable

| | | |
|---|---|---|
| Tax deduction from employees salary | - | 1,898,435 |
| Tax & VAT deduction from various party | 909,553 | 1,816,713 |
| TDS on office rent | 14,000 | 354,320 |
| | **923,553** | **4,069,468** |

## 18. PROVISION FOR WORKERS' PROFIT PARTICIPATION FUND (WPPF)

| | | |
|---|---|---|
| Balance as on 01 January 2015 | 4,494,060 | - |
| Add: Addition during the year | 6,539,347 | 4,494,060 |
| | 11,033,407 | 4,494,060 |
| Less: Adjustment during the year | - | - |
| Balance as on 31 December 2015 | **11,033,407** | **4,494,060** |

The company has made a provision for Worker's Profit Participation Fund (WPPF) for the year ended 31 December 2014.

## 19. TRADE AND OTHER PAYABLES

| | | |
|---|---|---|
| aamra Technologies Ltd. | 2,840,457 | 1,189,665 |
| ARA Technologies | 252,852 | 262,247 |
| ARRA Technology Ltd. | 118,800 | 67,260 |
| Atomic Power & Co | 164,460 | 70,500 |
| Binimoy Refrigeration | 23,700 | 6,650 |
| BRB Cable Industries Ltd. | - | 28,617 |
| Bangladesh Telecommunications Company Limited | 131,850 | 64,400 |
| Chittagong Communications Ltd. | 548,127 | 607,458 |
| Chittagong Telecom Services Ltd | 33,780 | 33,900 |
| Computer City | 754,541 | 243,213 |
| Diginet | 1,775,761 | 366,288 |
| Express Systems Limited | 2,365 | 398,479 |
| Fiber @ Home Ltd | 8,019,941 | 7,461,230 |
| Global Brand Pvt Ltd. | 239,382 | 828,845 |
| Grameenphone Ltd. | 668,708 | 1,527,408 |
| Khulna Vission | 66,000 | 96,875 |
| L.B. Trading House | 19,077 | 1,167,101 |
| M/s. K.B. International | 22,730 | 393,074 |
| Marine Security Services | 70,451 | 109,304 |
| Net Link 2 | - | 16,632 |
| Onix Computers System | 66,226 | 107,381 |
| Pacific Bangladesh Ltd. | 3,845,198 | 1,148,000 |
| Pathway Technology | 286,818 | 91,854 |
| Popular Technologies Ltd. | - | 10,080 |
| Power-Link Electronics & Comput | 385,028 | 1,192,149 |
| Presstec Printers | 50,359 | 44,460 |
| Ranks Telecom Limited | 925,600 | - |
| Richman Informatics | 471,876 | 228,194 |
| Smart Technologies (Bd) Ltd. | - | 19,116 |
| Speed Technology & Engineering | 83,700 | 42,963 |
| Stargate Communications Ltd | 396,125 | 98,475 |
| Summit Communications Ltd. | 4,947,931 | 1,986,029 |
| Tata Communications Ltd. | 536,606 | 494,937 |
| United Express | 421,341 | 2,618,587 |
| | **28,169,791** | **23,021,372** |

**19.1 Ageing of Trade Payable:**

| Duration | | |
|---|---|---|
| 1 - 30 days | 13,521,500 | 12,930,516 |
| 31 - 60 days | 6,760,750 | 6,223,841 |
| 61 - 90 days | 4,225,469 | 3,253,691 |
| 91 - 180 days | 3,662,073 | 613,323 |
| 181 - 365 days | - | - |
| Over 365 days | - | - |
| | **28,169,791** | **23,021,372** |

**20. PROVISION FOR TAX**

| | | |
|---|---|---|
| Income Year 2003/Assessment Year 2004-05 | 192,976 | 192,976 |
| Income Year 2004/Assessment Year 2005-06 | 354,349 | 354,349 |
| Income Year 2005/Assessment Year 2006-07 | 1,437,106 | 1,437,106 |
| Income Year 2006/Assessment Year 2007-08 | 2,016,012 | 2,016,012 |
| Income Year 2014/Assessment Year 2015-16 | - | 2,148,972 |
| Income Year 2015/Assessment Year 2016-17 | 3,903,578 | - |
| | **7,904,021** | **6,149,415** |

**21. REVENUE**

| | | |
|---|---|---|
| Internet bandwidth, equipment & others (Taxable unit) (Note-21.1) | 419,738,811 | 356,763,927 |
| IT support & software (Non taxable unit) (Note-21.2) | 222,592,580 | 214,192,458 |
| EPZ project (Non taxable unit) (Note-21.3) | 20,617,247 | 24,129,018 |
| | **662,948,637** | **595,085,403** |

**21.1 Internet, bandwidth, equipment & others (Taxable unit)**

| | | |
|---|---|---|
| Internet, bandwidth & others service | 385,013,978 | 349,338,314 |
| Equipments sale | 88,010,549 | 54,415,121 |
| | 473,024,527 | 403,753,435 |
| Less: Value added tax (VAT) | 53,285,716 | 46,989,508 |
| Net Revenue from Internet, bandwidth, equipment & others | **419,738,811** | **356,763,927** |

**21.2 IT support & software (Non taxable unit)**

| | | |
|---|---|---|
| IT support & services | 100,383,929 | 52,022,410 |
| Software & website services | 126,531,404 | 164,410,247 |
| | 226,915,333 | 216,432,657 |
| Less: Value added tax (VAT) | 4,322,753 | 2,240,199 |
| Net Revenue from IT support & software | **222,592,580** | **214,192,458** |

**21.3. EPZ project (Non taxable unit)**

| | | |
|---|---|---|
| Internet Service | 16,864,190 | 16,536,736 |
| Equipments sale | 59,660 | 122,500 |
| IT support & services | 288,800 | 72,000 |
| Software & website services | 5,619,153 | 9,562,560 |
| | 22,831,803 | 26,293,796 |
| Less: Value added tax (VAT) | 2,214,556 | 2,164,778 |
| Net Revenue from EPZ project | **20,617,247** | **24,129,018** |

**22. COST OF GOODS SOLD & SERVICES**

| | | |
|---|---|---|
| Internet, bandwidth, equipment & others (Taxable unit) (Note-22.1) | 304,156,608 | 258,644,946 |
| IT support & software (Non taxable unit) (Note-22.2) | 81,009,034 | 80,410,388 |
| EPZ project (Non taxable unit) (Note-22.3) | 13,580,527 | 17,430,566 |
| | **398,746,169** | **356,485,900** |

| | | | |
|---|---|---|---|
| **22.1** | **Internet, bandwidth, equipment & others (Taxable unit)** | | |
| | Wages, salary & other allowances | 49,837,750 | 34,402,174 |
| | Company's contribution to provident fund (PF) | 1,306,169 | 1,092,582 |
| | Infrastructure, optical fiber & networking equipment cost | 63,844,944 | 59,690,493 |
| | POP expenses & roof rent | 3,701,660 | 2,522,620 |
| | Utilities expenses | 1,264,853 | 791,588 |
| | Repairs & maintenances | 200,676 | 166,152 |
| | Cost of bandwidth | 100,605,867 | 93,332,595 |
| | Cost of equipment | 48,903,482 | 36,380,432 |
| | Licence renewal & others fee | 809,455 | 526,205 |
| | Entertainment expenses | 500,614 | 409,554 |
| | Communication expenses | 1,056,572 | 875,691 |
| | Depreciation charges | 27,567,321 | 23,410,586 |
| | Amortization of intangible asset | 4,557,247 | 5,044,274 |
| | | **304,156,608** | **258,644,946** |
| **22.2** | **IT support & software (Non taxable unit)** | | |
| | Wages, salary & other allowances | 26,835,711 | 22,934,782 |
| | Company's contribution to provident fund (PF) | 703,322 | 728,388 |
| | Cost of IT support & software | 25,130,492 | 21,554,600 |
| | Utilities expenses | 681,075 | 527,725 |
| | Repairs & maintenances | 108,056 | 110,768 |
| | Entertainment expenses | 269,561 | 273,036 |
| | Research & development | 9,383,723 | 14,727,388 |
| | Communication expenses | 599,250 | 583,794 |
| | Depreciation charges | 14,843,942 | 15,607,058 |
| | Amortization of intangible asset | 2,453,902 | 3,362,849 |
| | | **81,009,034** | **80,410,388** |
| **22.3** | **EPZ project (Non taxable unit)** | | |
| | Wages, salary & other allowances | 1,202,604 | 1,166,650 |
| | Company's contribution to provident fund (PF) | 61,120 | 43,020 |
| | Networking equipment | 2,825,970 | 3,825,970 |
| | POP expenses | 357,107 | 339,324 |
| | Utilities expenses | 208,809 | 328,201 |
| | Cost of bandwidth | 8,748,336 | 11,535,489 |
| | Communication expenses | 56,320 | 75,680 |
| | Depreciation charges | 120,261 | 116,233 |
| | | **13,580,527** | **17,430,566** |
| **23.** | **OPERATING EXPENSES** | | |
| | Internet, bandwidth, equipment & others (Taxable unit) (Note-23.1) | 78,317,531 | 68,555,123 |
| | IT support & software (Non taxable unit) (Note-23.2) | 42,222,435 | 45,703,415 |
| | EPZ project (Non taxable unit) (Note-23.3) | 2,251,196 | 3,467,924 |
| | | **122,791,162** | **117,726,462** |
| **23.1** | **Internet, bandwidth, equipment & others (Taxable unit)** | | |
| | Salary & other allowances | 26,007,331 | 24,182,648 |
| | Company's contribution to provident fund (PF) | 763,839 | 599,846 |
| | Relationship & management expenses (Note : 23.2.1) | 7,962,486 | 11,818,500 |
| | Office rent | 9,112,099 | 6,598,534 |
| | Utilities expenses | 3,281,505 | 2,846,921 |
| | Travelling expenses | 2,519,590 | 2,146,175 |
| | Training Expenses | 392,600 | 19,200 |
| | Stationery expenses | 778,072 | 692,663 |
| | Repair & maintenance | 215,049 | 313,535 |
| | Telephone & mobile bills | 1,087,404 | 665,576 |
| | Conveyance | 4,376,606 | 3,245,594 |
| | Audit & professional fees | 261,186 | 170,640 |
| | Royalty expenses | 4,907,514 | 4,021,500 |
| | Regulatory fees & form | 78,181 | 120,420 |
| | Courier & postage | 8,775 | 67,500 |
| | Business development & marketing | 1,569,122 | - |
| | Vehicle oil, fuel & lubricants | 3,030,038 | 2,227,142 |
| | Papers & Periodicals | 17,479 | 19,608 |
| | Insurance expenses | 1,163,179 | 988,913 |
| | Security & protection expenses | 368,939 | 368,471 |
| | Office maintenances | 574,439 | 155,954 |
| | Entertainment expenses | 178,985 | 66,838 |
| | Depreciation charges | 9,663,113 | 7,218,943 |
| | | **78,317,531** | **68,555,123** |

**23.2 IT support & software (Non taxable unit)**

| | | |
|---|---|---|
| Salary & others allowances | 14,003,948 | 16,121,766 |
| Company's contribution to provident fund (PF) | 411,298 | 399,898 |
| Relationship & management expenses (Note : 23.2.1) | 4,287,493 | 7,879,000 |
| Office rent | 4,906,515 | 4,399,022 |
| Utilities expenses | 1,766,964 | 1,897,948 |
| Travelling expenses | 1,356,703 | 1,430,784 |
| Training Expenses | 211,400 | 12,800 |
| Stationery expenses | 447,760 | 461,775 |
| Repair & maintenances | 115,796 | 209,024 |
| Telephone & mobile bills | 592,863 | 443,717 |
| Conveyance | 2,356,634 | 2,163,730 |
| Audit & professional fees | 140,639 | 113,760 |
| Royalty expenses | 2,642,507 | 2,681,000 |
| Regulatory fees & form | 42,097 | 80,280 |
| Courier & postage | 4,725 | 45,000 |
| Business development & marketing | 844,912 | - |
| Vehicle oil, fuel & lubricants | 1,631,559 | 1,484,761 |
| Papers & Periodicals | 9,412 | 13,072 |
| Insurance expenses | 626,327 | 659,275 |
| Security & protection expenses | 198,659 | 245,648 |
| Office maintenances | 324,634 | 103,970 |
| Entertainment expenses | 96,377 | 44,558 |
| Depreciation charges | 5,203,215 | 4,812,629 |
| | **42,222,435** | **45,703,415** |

**23.2.1** Relationship & management expenses are paid to aamra holdings limited (AHL), corporate office, who provides Internal Audit, legal, Secretarial, Taxation, Investment, Branding and Finance related services to aamra networks limited (ANL). This payment is made for sharing of salaries and other benifit for such services of employees of aamra holdings limited. The payment have been made up to September 30, 2015. Subsequently, the management decided not to continue this arrangements.

**23.3 EPZ project (Non taxable unit)**

| | | |
|---|---|---|
| Salary & others allowances | 1,590,000 | 2,683,276 |
| Company's contribution to provident fund (PF) | 45,600 | 96,360 |
| Stationery expenses | 53,482 | 68,502 |
| Repair & maintenances | 40,000 | 52,680 |
| Telephone & mobile bills | 13,628 | 12,790 |
| Conveyance | 199,287 | 200,970 |
| Courier & postage | 25,050 | 20,820 |
| Office maintenance | 28,453 | 36,338 |
| Depreciation charges | 255,696 | 296,188 |
| | **2,251,196** | **3,467,924** |

**24. FINANCIAL EXPENSES**

| | | |
|---|---|---|
| Internet, Equipment Sale & Others (Taxable Unit) (Note - 24.1) | 5,518,724 | 21,079,528 |
| IT Support & Software (Non Taxable Unit) (Note - 24.1) | 2,971,620 | 14,053,019 |
| EPZ Project (Non Taxable Unit) (Note - 24.1) | 3,183 | 8,798 |
| | **8,493,527** | **35,141,345** |

**24.1 Allocation of finance expenses**

| Particulars | 2015 | | | | 2014 |
|---|---|---|---|---|---|
| | Internet, bandwidth, equipment & others (Taxable unit) | IT support & software (Non taxable unit) | EPZ Project (Non Taxable Unit) | Total | |
| **Interest for lease finance:** | | | | | |
| Lankabangla Finance Limited | 166,006 | 89,388 | - | 255,393 | 386,719 |
| One Bank Limited | - | - | - | - | 2,293,248 |
| Shahajalal Islami Bank Limited | 325,021 | 175,011 | - | 500,033 | 5,681,913 |
| | **491,027** | **264,399** | **-** | **755,426** | **8,361,880** |
| **Interest for term loan:** | | | | | |
| Lankabangla Finance Limited | 285,487 | 153,724 | - | 439,210 | 6,259,316 |
| One Bank Limited | - | - | - | - | 2,578,800 |
| Shahajalal Islami Bank Limited | 361,111 | 194,444 | - | 555,556 | 5,955,555 |
| | **646,598** | **348,168** | **-** | **994,766** | **14,793,671** |
| **Interest for overdraft account:** | | | | | |
| One Bank Limited | - | - | - | - | 2,658,804 |
| Shahajalal Islami Bank Limited | 1,771,612 | 953,945 | - | 2,725,557 | 4,930,888 |
| | **1,771,612** | **953,945** | **-** | **2,725,557** | **7,589,692** |
| **Interest for LTR account:** | | | | | |
| Bank Asia Limited | - | - | - | - | 278,884 |
| Shahajalal Islami Bank Limited | 2,019,641 | 1,087,499 | - | 3,107,139 | 1,230,022 |
| | **2,019,641** | **1,087,499** | **-** | **3,107,139** | **1,508,906** |
| Bank charge & others | 589,847 | 317,610 | 3,183 | 910,639 | 2,887,196 |
| | **5,518,724** | **2,971,620** | **3,183** | **8,493,527** | **35,141,345** |

## 25. OTHER INCOME

| | | |
|---|---|---|
| Interest on bank deposit | 804,235 | 983,716 |
| Interest on FDR | 3,604,276 | 306,849 |
| Income from others | - | 720,000 |
| Dividend income from investment | - | 6,633,000 |
| | **4,408,511** | **8,643,565** |

## 26. PROVISION FOR CURRENT TAX

| | | |
|---|---|---|
| Allowable net revenue | 419,738,811 | 356,763,927 |
| Allowable cost of service | (304,156,608) | (258,644,946) |
| Allowable excess depreciation | (13,477,283) | (6,425,727) |
| **Gross Profit** | **102,104,920** | **91,693,254** |
| Allowable operating expenses | (78,317,531) | (68,555,123) |
| Allowable excess depreciation | (4,984,748) | (1,708,105) |
| **Allowable Operating Profit** | **18,802,640** | **21,430,027** |
| Allowable finance cost | (5,518,724) | (21,079,528) |
| Allowable other income | 4,408,511 | 2,010,565 |
| **Allowable Profit before WPPF** | **17,692,427** | **2,361,063** |
| Workers' Profit Participation Fund (WPPF) | (6,539,347) | - |
| **Business income before Tax** | **11,153,080** | **2,361,063** |
| Provision for Tax on business income @ 35% | 3,903,578 | 826,372 |
| Provision for Tax on dividend income @ 20% | - | 1,322,600 |
| **Provision for Tax during the year** | **3,903,578** | **2,148,972** |

Provision for Workers' Profit Participation Fund (WPPF) for the year 2014 is restated but not considered while made provision for current because Income Tax Return of 2014 has already been submitted as per Section-82BB of ITO-1984 under Universal Self -Assessment.

## 27. DEFERRED TAX LIABILITY

| | | |
|---|---|---|
| Balance as on 01 January 2015 | 7,291,323 | 227,237 |
| Adjustment during the year | - | 4,217,244 |
| Current Year | 6,801,878 | 2,846,842 |
| Balance as on 31 December 2015 | **14,093,201** | **7,291,323** |

Details of calculation of deferred tax liability is shown in annexure -"C".

## 28. DISCLOSURE OF MANAGERIAL REMUNERATION

**28.1** The total amount of remuneration paid to the director of the company in the accounting year is as follows

| Name | Designation | | |
|---|---|---|---|
| Syed Faruque Ahmed | Chairman | - | 5,200,000 |
| Syed Farhad Ahmed | Managing Director | 5,200,000 | 5,200,000 |
| | | **5,200,000** | **10,400,000** |

**28.2** The total amount of remuneration paid to the director of the top five executive of the company in the accounting year is as follows:

| Name | Designation | | |
|---|---|---|---|
| Syed Faruque Ahmed | Chairman | - | 5,200,000 |
| Syed Farhad Ahmed | Managing Director | 5,200,000 | 5,200,000 |
| Sharful Alam | Chief Operating Officer | 2,600,000 | 2,600,000 |
| AKM Quamruzzaman | Company Secretary | 1,430,000 | 1,300,000 |
| Md. Anamul Haque | Chief Financial Officer | 315,000 | - |
| Mahbubor Rahman | Deputy General Manger | 1,690,000 | 1,642,500 |
| A M Ehsan - ul Haque | Deputy General Manger | 1,690,000 | 1,642,500 |
| Khaled Aahamed Nur | Deputy General Manger | 1,690,000 | 1,642,500 |
| Kh. Md Moinuddin | Deputy General Manger | 1,690,000 | 1,642,500 |
| | | **16,305,000** | **20,870,000** |

**28.3** Agregate amount of remuneration paid to all director and managers of the company during the accounting year is as follows:

| Particulars | Nature of Payment | | |
|---|---|---|---|
| Director | Board Meeting Fees | - | - |
| Director | Remuneration | 5,200,000 | 10,400,000 |
| Managers and Above | Remuneration | 30,011,500 | 23,040,815 |
| | | **35,211,500** | **33,440,815** |

i) No amount of money was expensed by the company for compensating any member of the board for special services rendered.

ii) The company does not pay any board meeting attendance fee to the directors of the company.

**28.4 Disclosures under para 3 of schedule XI part II of the Companies Act. 1994**

| Salary Range (Monthly) | Number of Employee's |
|---|---|
| Below Tk. 3000 | Nil |
| Above Tk. 3000 | 327 |

**28.5 Disclosures under para 6 of schedule XI part II of the Companies Act. 1994**

**Amount paid to Auditor**

| Name of Auditor | Purpose | | 2015 (Tk.) | | 2014 (Tk.) |
|---|---|---|---|---|---|
| K M Hasan & Co. Chartered Accountants | Audit Fee | | 86,250 | | 60,000 |

**29. INFORMATION AS REQUIRED BY ANNEXURE – E (B)(25)(f),(g),(i) OF BANGLADESH SECURITIES AND EXHANGE COMMISSION (PUBLIC ISSUE) RULES, 2015**

**29.1 Earning per share (EPS) on fully diluted basis**

| **Particulars** | | |
|---|---|---|
| Net Profit after Tax | 120,081,487 | 84,885,387 |
| Number of Shares | 38,000,000 | 26,000,000 |
| Earning Per Share (EPS) | 3.16 | 3.26 |
| Restated Earning Per Share (EPS) | 3.16 | 2.23 |

**29.2 Net profit excluding Extra-ordinary income or non-recurring income coming from other than core operation**

| **Particulars** | | |
|---|---|---|
| Net Profit after Tax | 120,081,487 | 84,885,387 |
| Less: Extra-ordinary income or non-recurring income | | |
| Interest on bank deposit | 804,235 | 983,716 |
| Interest on FDR | 3,604,276 | 306,849 |
| Income from rent & others | - | 720,000 |
| Dividend income from investment | - | 6,633,000 |
| | **4,408,511** | **8,643,565** |
| **Net profit excluding Extra-ordinary income or non-recurring income** | **115,672,977** | **76,241,822** |

**29.3 Earning per share excluding extra-ordinary income or non-recurring income coming from other than core operation**

| | | |
|---|---|---|
| Net profit after tax except Extra-ordinary income or non-recurring income | 115,672,977 | 76,241,822 |
| Number of Shares before IPO | 38,000,000 | 26,000,000 |
| Earning Per Share (EPS) only fully diluted basis | 3.04 | 2.93 |
| Restated Earning Per Share (EPS) only fully diluted basis | 3.04 | 2.01 |

**29.4 Net Asset Value per Share**

| **Particulars** | | |
|---|---|---|
| Share capital | 380,000,000 | 260,000,000 |
| Share Premium | 159,131,807 | - |
| Retained earnings | 296,024,605 | 175,943,118 |
| **Total Shareholder's Equity** | **835,156,412** | **435,943,118** |
| **Total Number of Ordinary Share** | **38,000,000** | **26,000,000** |
| **Net Asset Value (NAV) per share** | **21.98** | **16.77** |
| **Restated Net Asset Value (NAV) per share** | **21.98** | **11.47** |

## 30. RELATED PARTY DISCLOSURES

The details of related party transaction during the year along with the relationship is illustrated below in accordance with BAS 24:

**Amount in Taka**

| SL | Related parties | Relationship | Nature of Transaction | Transaction during the Year | | Balance as on 31 Dec. 2015 | Balance as on 31 Dec. 2014 |
|---|---|---|---|---|---|---|---|
| | | | | Addition | Payment / Adjustment | | |
| 1 | aamra holdings limited | Concern under common management | IT Service and software maintenance | 304,004 | 304,004 | - | - |
| 2 | aamra holdings limited | Concern under common management | Inter company loan account | 2,500,000 | 2,500,000 | - | - |
| 3 | aamra holdings limited | Concern under common management | Relationship & management expenses and Royalty fee | 19,800,000 | 19,800,000 | - | - |
| 4 | aamra technologies limited | Concern under common management | IIG bandwidth & Equipment Purchase, Salary of CFO | 146,104,376 | 144,453,585 | 2,840,457 | 1,189,665 |
| 5 | aamra technologies limited | Concern under common management | Inter company loan account | 51,410,795 | 51,410,795 | - | - |
| 6 | ACE IT Networks limited | Concern under common management | Internet service, IT Service, software | 783,375 | 783,375 | - | - |
| 7 | aamra infotainment limited | Concern under common management | Inter company loan account | 4,700,000 | 4,700,000 | - | - |
| 8 | aamra fitness limited | Concern under common management | Inter company loan account | 2,425,000 | 2,425,000 | - | - |
| 9 | Syed Faruque Ahmed | Chairman | Office rent Ctg. | 771,720 | 771,720 | - | - |
| 10 | Syed Farhad Ahmed | Managing Director and shareholder | Directors remuneration | 5,200,000 | 5,200,000 | - | - |
| **Total Related Party Transactions** | | | | **233,999,270** | **232,348,479** | **2,840,457** | **1,189,665** |

Sd/-
**Chairman**

**Sd/-**
**Managing Director**

**Sd/-**
**Company Secretary**

Place: Dhaka
08 March 2016

# aamra networks limited

## Schedule of Property, Plant and Equipments

## As at 31 December 2015

**PROPERTY, PLANT AND EQUIPMENTS** **annexure -"A"**

**A. Property, plant and equipment (Except EPZ Project)** **Amount in Taka**

| Particulars | Cost | | | Rate of Dep. | Depreciation | | | WDV as on 31.12.2015 | WDV as on 31.12.2014 |
|---|---|---|---|---|---|---|---|---|---|
| | Balance as on 01.01.2015 | Addition during the year | Balance as on 31.12.2015 | | Balance as on 01.01.2015 | Charge during the year | Balance as on 31.12.2015 | | |
| Land and Land Development | 190,239,237 | 8,105,277 | 198,344,514 | | - | - | - | 198,344,514 | 190,239,237 |
| Furniture & Fixture | 2,839,366 | 137,727 | 2,977,093 | 10% | 1,974,236 | 90,477 | 2,064,713 | 912,380 | 865,130 |
| Office Equipment | 31,335,025 | 6,495,607 | 37,830,632 | 15% | 14,610,379 | 3,073,729 | 17,684,108 | 20,146,524 | 16,724,646 |
| Electric Installation | 5,450,230 | - | 5,450,230 | 18% | 4,206,801 | 223,817 | 4,430,618 | 1,019,612 | 1,243,429 |
| Telephone Installation | 2,995,531 | - | 2,995,531 | 18% | 2,851,754 | 25,880 | 2,877,634 | 117,897 | 143,777 |
| Computer & Comp. Equipment | 19,790,113 | 458,026 | 20,248,139 | 20% | 14,243,224 | 1,153,587 | 15,396,811 | 4,851,328 | 5,546,889 |
| Data Centre | 6,676,186 | 22,294,785 | 28,970,971 | 20% | 2,626,683 | 2,850,452 | 5,477,135 | 23,493,835 | 4,049,503 |
| Fiber Optic Cable & Equipment | 50,575,444 | 35,534,795 | 86,110,239 | 20% | 21,721,201 | 8,211,803 | 29,933,004 | 56,177,236 | 28,854,243 |
| Infrastructure & Backbone Equipments | 284,911,299 | 117,224,599 | 402,135,898 | 18% | 140,026,032 | 34,199,461 | 174,225,493 | 227,910,405 | 144,885,267 |
| Motor Vehicle | 10,289,000 | 855,154 | 11,144,154 | 20% | 3,139,979 | 1,456,140 | 4,596,119 | 6,548,035 | 7,149,021 |
| Office Decoration | 46,657,777 | 6,221,632 | 52,879,409 | 15% | 21,196,445 | 4,317,883 | 25,514,329 | 27,365,080 | 25,461,332 |
| WiFi Equipment & Installation | - | 30,564,905 | 30,564,905 | 20% | - | 1,674,361 | 1,674,361 | 28,890,543 | - |
| **Sub-Total** | **651,759,208** | **227,892,507** | **879,651,715** | | **226,596,733** | **57,277,591** | **283,874,324** | **595,777,391** | **425,162,475** |

**B. Property, plant and equipment (EPZ Project)**

| Particulars | Cost | | | Rate of Dep. | Depreciation | | | WDV as on 31.12.2015 | WDV as on 31.12.2014 |
|---|---|---|---|---|---|---|---|---|---|
| | Balance as on 01.01.2015 | Addition during the year | Balance as on 31.12.2015 | | Balance as on 01.01.2015 | Charge during the year | Balance as on 31.12.2015 | | |
| Furniture & Fixture | 266,900 | 56,234 | 323,134 | 10% | 157,092 | 11,449 | 168,541 | 154,593 | 109,808 |
| Office Equipment | 1,363,772 | 82,356 | 1,446,128 | 15% | 775,746 | 90,433 | 866,180 | 579,948 | 588,026 |
| Computer & Comp. Equipment | 583,750 | 145,000 | 728,750 | 20% | 491,853 | 20,796 | 512,649 | 216,101 | 91,897 |
| Infrastructure & Backbone Equipment | 2,141,589 | 1,532,852 | 3,674,441 | 18% | 1,716,745 | 99,465 | 1,816,210 | 1,858,231 | 424,844 |
| Office Decoration | 2,093,414 | 50,234 | 2,143,648 | 15% | 1,072,179 | 153,813 | 1,225,992 | 917,656 | 1,021,235 |
| **Sub-Total** | **6,449,425** | 1,866,676 | **8,316,101** | | **4,213,616** | **375,957** | **4,589,572** | **3,726,529** | **2,235,809** |
| **Total as at 31 December 2015** | **658,208,633** | **229,759,183** | **887,967,816** | | **230,810,349** | **57,653,548** | **288,463,896** | **599,503,920** | **427,398,284** |
| **Total as at 31 December 2014** | **563,262,915** | **94,945,718** | **658,208,633** | | **179,348,712** | **51,461,636** | **230,810,349** | **427,398,284** | **-** |

**Total Depreciation has been apportioned as following:** **Amount in Taka**

| Dep: Except EPZ Project | Taka | Dep: EPZ Project | Taka | 2015 | 2014 |
|---|---|---|---|---|---|
| Cost of goods sold & services | 42,411,263 | Cost of goods sold | 120,261 | 42,531,524 | 39,133,876 |
| Operating expenses | 14,866,327 | Operating expenses | 255,696 | 15,122,023 | 12,327,760 |
| | **57,277,591** | | **375,957** | **57,653,548** | **51,461,636** |

# aamra networks limited
## Schedule of Intangible Assets
## As at 31 December 2015

annexure -"B"

**INTANGIBLE ASSETS**

Amount in Taka

| Particulars | Cost | | | Rate of Amor. | Amount of Amortization | | | W.D.V as on 31.12.2015 | W.D.V as on 31.12.2014 |
|---|---|---|---|---|---|---|---|---|---|
| | Balance as on 01.01.2015 | Addition during the year | Balance as on 31.12.2015 | | Balance as on 01.01.2015 | Charge during the year | Balance as on 31.12.2015 | | |
| Computer Software | 42,035,617 | 3,104,500 | 45,140,117 | 20% | 8,407,123 | 7,011,149 | 15,418,272 | 29,721,845 | 33,628,493 |
| **Total as at 31 December 2015** | **42,035,617** | **3,104,500** | **45,140,117** | | **8,407,123** | **7,011,149** | **15,418,272** | **29,721,845** | **33,628,493** |
| **Total as at 31 December 2014** | **-** | **42,035,617** | **42,035,617** | | **-** | **8,407,123** | **8,407,123** | **33,628,493** | **-** |

**Total Amortization has been charged as following:**

Amount in Taka

| intangible assets | 2015 | 2014 |
|---|---|---|
| Cost of goods sold & services | 7,011,149 | 8,407,123 |
| | **7,011,149** | **8,407,123** |

**Annexure "C"**

# aamra networks limited

## Schedule of Calculation of Deferred Tax Liability

## As at 31 December 2015

**CALCULATION OF DEFERRED TAX LIABILITY FOR 2015**

| Particular | Carrying Amount | Tax Base | Taxable/(Deductible) temporary differences |
|---|---|---|---|
| | Tk. | Tk. | Tk. |
| **Relevant assets** | | | |
| Property, plant & equipments (Taxable unit) | 595,777,391 | 549,251,470 | 46,525,921 |
| Property, plant & equipments (Non Taxable unit) | 3,726,529 | 2,865,105 | 861,424 |
| Intangible assets | 29,721,845 | 36,842,899 | (7,121,055) |
| **Relevant liabilities** | | | |
| Total temporary differences | | | 40,266,290 |
| Deferred tax liability @ 35% | | | 14,093,201 |
| Deferred tax asset @ 35% | | | - |
| Beginning balances | | | 7,291,323 |
| Adjustment | | | - |
| Movement during the year | | | 6,801,878 |
| **Net deferred tax (asset)/ liability** | | | **14,093,201** |

**(b) Information as is required under section 186 of the কোম্পানি আইন, 1994 relating to holding company:**

Not applicable for aamra networks limited since the company has no subsidiary.

## (c) Selected ratios as specified in Annexure-D:

# Ratio Analysis

**Auditor's certificate regarding calculation of EPS and Ratios**

We have examined the following accounting ratios of aamra networks limited for the year ended 31st December 2015, 2014, 2013, 2012 and 2011 as submitted to us by its management. The preparation of these ratios is the responsibility of the company's management. Our responsibility is to review them and certify as to whether they have been properly prepared using acceptable principles on the basis of audited financial statements.

Based on our review, we hereby certify that the Company has properly prepared the following ratios for the years using acceptable principles and on the basis of audited financial statements as stated below:

| Sl. | Financial Ratio | Formula | 31-Dec-15 | 31-Dec-14 | 31-Dec-13 | 31-Dec-12 | 31-Dec-11 |
|---|---|---|---|---|---|---|---|
| **Liquidity Ratio** | | | | | | | |
| 1 | Current Ratio | Current Assets / Current Liability | 3.26 | 1.70 | 1.42 | 3.89 | 2.98 |
| 2 | Quick Ratio | Current Assets less Inventory / Current Liabilities | 2.12 | 1.31 | 1.21 | 3.16 | 2.77 |
| 3 | Times Interest Earned Ratio | EBIT / Interest Expense | 18.25 | 3.79 | 5.49 | 23.19 | 28.44 |
| 4 | Debt Equity Ratio (In times) | Total Debt / Total Shareholders Equity | 0.05 | 0.53 | 0.56 | 0.07 | 0.08 |
| **Operating Ratios** | | | | | | | |
| 1 | Accounts Receivable Turnover Ratio (In times) | Revenue / Average Receivable | 6.82 | 6.61 | 7.11 | 9.28 | 11.22 |
| 2 | Inventory Turnover Ratio (In times) | Cost of Revenue / Average Inventory | 4.08 | 5.95 | 9.53 | 12.43 | 42.60 |
| 3 | Asset Turnover Ratio (In times) | Revenue / Average Total Assets | 0.74 | 0.82 | 1.12 | 1.51 | 1.66 |
| **Profitability Ratio** | | | | | | | |
| 1 | Gross Margin Ratio % | Gross Profit*100 / Revenue | 39.85% | 40.10% | 42.77% | 42.34% | 39.38% |
| 2 | Operating Profit Ratio % | Operating Profit*100 / Revenue | 21.33% | 20.31% | 21.52% | 21.30% | 18.82% |
| 3 | Net Profit Ratio % | Net Profit After Tax*100 / Revenue | 18.11% | 14.26% | 16.02% | 18.06% | 17.24% |
| 4 | Return on Assets Ratio (ROA) % | Net Profit After Tax*100 / Average Total Assets | 13.33% | 11.63% | 18.02% | 27.29% | 28.59% |
| 5 | Return on Equity Ratio (After Tax)% | Net Profit After Tax*100 / Total Shareholders Equity | 14.38% | 19.47% | 23.23% | 27.47% | 29.33% |
| 6 | Earning Per Share Ratio (EPS) | Net Profit After Tax / No. of Ordinary Share | 3.16 | 2.23 | 2.17 | 1.97 | 1.53 |
| 7 | EBITDA Margin | EBITDA*100 / Revenue | 30.63% | 30.58% | 29.26% | 26.75% | 25.37% |
| **Coverage Ratios** | | | | | | | |
| 1 | Debt to total Assets Ratio | Total liabilities / Total assets | 0.11 | 0.34 | 0.41 | 0.13 | 0.16 |
| 2 | Debt Service Coverage Ratio | Net Operating Income / Total Debt Service | 0.60 | 0.47 | 1.13 | 4.51 | 9.18 |
| **Cash Flow** | | | | | | | |
| 1 | Net Operating Cash Flow Per Share | Operating Cash Flow / No. of Ordinary Shares | 3.91 | 3.13 | 4.88 | 4.40 | 11.78 |
| 2 | Net Operating Cash Flow Per Share/Earning Per Share (EPS) | Net operating cash flow per share / Earning Per Share (EPS) | 1.24 | 1.40 | 2.25 | 2.23 | 7.71 |

**Sd/-**
**K.M. HASAN & CO.**
Chartered Accountants

**Place: Dhaka**
Date: 27 September 2016

# Ratio Analysis - Calculations

| Sl. No. | Financial Ratio | Formula | 31 December 2015 | | 31 December 2014 | | 31 December 2013 | | 31 December 2012 | | 31 December 2011 | |
|---|---|---|---|---|---|---|---|---|---|---|---|---|
| **Liquidity Ratio** | | | | | | | | | | | | |
| 1 | Current Ratio | Current Assets | 305,661,744 | 3.26 | 387,026,921 | 1.70 | 207,592,988 | 1.42 | 163,783,301 | 3.89 | 108,682,062 | 2.98 |
| | | Current Liabilities | 93,903,198 | | 226,997,628 | | 145,728,665 | | 42,078,631 | | 36,458,683 | |
| 2 | Quick Ratio | Current Assets less Inventory | 199,294,075 | 2.12 | 298,165,884 | 1.31 | 176,657,840 | 1.21 | 132,869,120 | 3.16 | 101,110,769 | 2.77 |
| | | Current Liabilities | 93,903,198 | | 226,997,628 | | 145,728,665 | | 42,078,631 | | 36,458,683 | |
| 3 | Times Interest Earned Ratio | EBIT | 138,369,830 | 18.25 | 122,135,350 | 3.79 | 109,259,964 | 5.49 | 84,152,599 | 23.19 | 64,856,193 | 28.44 |
| | | Interest Expense | 7,582,888 | | 32,254,149 | | 19,887,948 | | 3,628,854 | | 2,280,784 | |
| 4 | Debt Equity Ratio (In times) | Total Debt | 38,281,273 | 0.05 | 230,483,749 | 0.53 | 198,625,519 | 0.56 | 18,913,869 | 0.07 | 15,952,158 | 0.08 |
| | | Total Shareholders Equity | 835,156,412 | | 435,943,118 | | 355,274,975 | | 272,801,203 | | 197,861,739 | |
| **Operating Ratios** | | | | | | | | | | | | |
| 1 | Accounts Receivable Turnover | Revenue | 662,948,637 | 6.82 | 595,085,403 | 6.61 | 515,106,448 | 7.11 | 414,952,807 | 9.28 | 336,594,140 | 11.22 |
| | | Average Receivable | 97,155,182 | | 90,079,759 | | 72,486,511 | | 44,724,149 | | 30,006,800 | |
| 2 | Inventory Turnover Ratio | Cost of Revenue | 398,746,169 | 4.08 | 356,485,900 | 5.95 | 294,799,436 | 9.53 | 239,269,305 | 12.43 | 204,037,183 | 42.60 |
| | | Average Inventory | 97,614,353 | | 59,898,093 | | 30,924,665 | | 19,242,737 | | 4,789,277 | |
| 3 | Asset Turnover Ratio | Revenue | 662,948,637 | 0.74 | 595,085,403 | 0.82 | 515,106,448 | 1.12 | 414,952,807 | 1.51 | 336,594,140 | 1.66 |
| | | Average Total Assets | 900,988,099 | | 730,031,632 | | 458,059,856 | | 274,600,128 | | 202,952,273 | |
| **Profitability Ratio** | | | | | | | | | | | | |
| 1 | Gross Margin Ratio | Gross Profit *100 | 264,202,468 | 39.85% | 238,599,503 | 40.10% | 220,307,012 | 42.77% | 175,683,502 | 42.34% | 132,556,957 | 39.38% |
| | | Revenue | 662,948,637 | | 595,085,403 | | 515,106,448 | | 414,952,807 | | 336,594,140 | |
| 2 | Operating Profit Ratio | Operating Profit*100 | 141,411,306 | 21.33% | 120,873,041 | 20.31% | 110,835,193 | 21.52% | 88,386,254 | 21.30% | 63,344,331 | 18.82% |
| | | Net Revenue | 662,948,637 | | 595,085,403 | | 515,106,448 | | 414,952,807 | | 336,594,140 | |
| 3 | Net Profit Ratio | Net Profit After Tax*100 | 120,081,487 | 18.11% | 84,885,387 | 14.26% | 82,537,662 | 16.02% | 74,939,464 | 18.06% | 58,029,466 | 17.24% |
| | | Net Revenue | 662,948,637 | | 595,085,403 | | 515,106,448 | | 414,952,807 | | 336,594,140 | |
| 4 | Return on Assets Ratio (ROA) | Net Profit After Tax*100 | 120,081,487 | 13.33% | 84,885,387 | 11.63% | 82,537,662 | 18.02% | 74,939,464 | 27.29% | 58,029,466 | 28.59% |
| | | Average Total Assets | 900,988,099 | | 730,031,632 | | 458,059,856 | | 274,600,128 | | 202,952,273 | |
| 5 | Return on Equity Ratio (After Tax)% | Net Profit After Tax*100 | 120,081,487 | 14.38% | 84,885,387 | 19.47% | 82,537,662 | 23.23% | 74,939,464 | 27.47% | 58,029,466 | 29.33% |
| | | Total Shareholders Equity | 835,156,412 | | 435,943,118 | | 355,274,975 | | 272,801,203 | | 197,861,739 | |
| 6 | Earning Per Share Ratio (EPS) | Net Profit After Tax | 120,081,487 | 3.16 | 84,885,387 | 2.23 | 82,537,662 | 2.17 | 74,939,464 | 1.97 | 58,029,466 | 1.53 |
| | | No. of Ordinary Shares | 38,000,000 | | 38,000,000 | | 38,000,000 | | 38,000,000 | | 38,000,000 | |
| 7 | EBITDA Margin | EBITDA*100 | 203,034,527 | 30.63% | 182,004,109 | 30.58% | 150,714,137 | 29.26% | 111,003,321 | 26.75% | 85,384,087 | 25.37% |
| | | Revenue | 662,948,637 | | 595,085,403 | | 515,106,448 | | 414,952,807 | | 336,594,140 | |
| **Coverage Ratios** | | | | | | | | | | | | |
| 1 | Debt to total Assets Ratio | Total liabilities | 107,996,399 | 0.11 | 289,017,768 | 0.34 | 245,964,903 | 0.41 | 42,078,631 | 0.13 | 36,458,683 | 0.16 |
| | | Total assets | 943,152,811 | | 858,823,386 | | 601,239,878 | | 314,879,834 | | 234,320,422 | |
| 2 | Debt Service Coverage Ratio | Net Operating Income | 141,411,306 | 0.60 | 120,873,041 | 0.47 | 110,835,193 | 1.13 | 88,386,254 | 4.51 | 63,344,331 | 9.18 |
| | | Total Debt Service | 236,787,754 | | 254,472,251 | | 97,713,277 | | 19,581,012 | | 6,897,898 | |
| **Cash Flow** | | | | | | | | | | | | |
| 1 | Net Operating Cash Flow Per Share | Operating Cash Flow | 148,517,179 | 3.91 | 81,328,251 | 3.13 | 126,921,635 | 4.88 | 23,754,972 | 4.40 | 63,599,964 | 11.78 |
| | | No. of Ordinary Shares | 38,000,000 | | 26,000,000 | | 26,000,000 | | 5,400,000 | | 5,400,000 | |
| 2 | Net Operating Cash Flow Per Share/Earning Per Share (EPS) | Net operating cash flow per share | 3.91 | 1.24 | 3.13 | 1.40 | 4.88 | 2.25 | 4.40 | 2.23 | 11.78 | 7.71 |
| | | Earning Per Share (EPS) | 3.16 | | 2.23 | | 2.17 | | 1.97 | | 1.53 | |

**Place: Dhaka**
Date: 27 September 2016

**Sd/-**
**K.M. HASAN & CO.**
Chartered Accountants

## Statement Regarding the Explanation of Difference to the Calculation of Ratios

It has been observed that Return on Assets ratio for the year ended December 31, 2015, 2014,2013,2012, Return on Equity ratio for the year ended December 31, 2014 and Debt Equity Ratio for the year ended December 31, 2014 'shown in Annexure D' are different from Alpha Credit Rating Report. However, it happened because of using different formula to calculate the said ratios. To make visible the reason both the formulas are mentioned below side by side:

| Name of the Ratios | ANL's Formula | AlphaRating's Formula |
|---|---|---|
| Return on Assets | Net Profit After Tax/ Average Total Assets | Operating Profit / Average Total Assets |
| Return on Equity | Net Profit After Tax/ (Total Shareholder's Equity - Share Money Deposit) | Net Profit After Tax/ Total Shareholder's Equity + Share Money deposit) |
| Debt Equity Ratio | Total Debt/ (Total Shareholder's Equity - Share Money Deposit) | Total Debt/ (Total Shareholders' Equity + Share Money Deposit) |

**Sd/-**
**Syed Farhad Ahmed**
Managing Director & CEO

**Industry Average compare with aamra networks limited:**

| Sl. | Financial Ratio | 31-Dec-15 | | 31-Dec-14 | | 31-Dec-13 | | 31-Dec-12 | | 31-Dec-11 | |
|---|---|---|---|---|---|---|---|---|---|---|---|
| | | ANL | Industry Avg. | ANL | Industry Avg. | ANL | Industry Avg. | ANL | Industry Avg. | ANL | Industry Avg. |
| **Liquidity Ratio** | | | | | | | | | | | |
| 1 | Current Ratio | 3.26 | 2.60 | 1.70 | 5.14 | 1.42 | 7.07 | 3.89 | 8.55 | 2.98 | 6.97 |
| 2 | Quick Ratio | 2.12 | 2.08 | 1.31 | 4.51 | 1.21 | 6.30 | 3.16 | 8.03 | 2.77 | 6.51 |
| 3 | Times Interest Earned Ratio | 18.25 | 21.80 | 3.79 | 9.86 | 5.49 | 7.23 | 23.19 | 11.43 | 28.44 | 7.88 |
| 4 | Debt Equity Ratio (In times) | 0.05 | 0.22 | 0.53 | 0.15 | 0.56 | 0.14 | 0.07 | 0.25 | 0.08 | 0.28 |
| **Operating Ratios** | | | | | | | | | | | |
| 1 | Accounts Receivable Turnover Ratio (In times) | 6.82 | 5.72 | 6.61 | 6.76 | 7.11 | 6.10 | 9.28 | 5.24 | 11.22 | 5.05 |
| 2 | Inventory Turnover Ratio (In times) | 4.08 | 4.71 | 5.95 | 5.82 | 9.53 | 2.60 | 12.43 | 2.84 | 42.60 | 2.91 |
| 3 | Asset Turnover Ratio (In times) | 0.74 | 0.54 | 0.82 | 0.48 | 1.12 | 0.40 | 1.51 | 0.37 | 1.66 | 0.42 |
| **Profitability Ratio** | | | | | | | | | | | |
| 1 | Gross Margin Ratio % | 0.40 | 0.39 | 0.40 | 0.43 | 0.43 | 0.50 | 0.42 | 0.46 | 0.39 | 0.48 |
| 2 | Operating Profit Ratio % | 0.21 | 0.15 | 0.20 | 0.18 | 0.22 | 0.23 | 0.21 | 0.20 | 0.19 | 0.17 |
| 3 | Net Profit Ratio % | 0.18 | 0.14 | 0.14 | 0.16 | 0.16 | 0.21 | 0.18 | 0.22 | 0.17 | 0.22 |
| 4 | Return on Assets Ratio (ROA) % | 0.13 | 0.06 | 0.12 | 0.07 | 0.18 | 0.07 | 0.27 | 0.07 | 0.29 | 0.07 |
| 5 | Return on Equity Ratio (After Tax)% | 0.14 | 0.08 | 0.19 | 0.08 | 0.23 | 0.08 | 0.27 | 0.08 | 0.29 | 0.08 |
| 6 | Earning Per Share Ratio (EPS) | 3.16 | 1.31 | 2.23 | 0.90 | 2.17 | 0.87 | 1.97 | 0.78 | 1.53 | 0.62 |
| 7 | EBITDA Margin | 0.31 | 0.23 | 0.31 | 0.30 | 0.29 | 0.35 | 0.27 | 0.57 | 0.25 | 0.32 |
| **Coverage Ratios** | | | | | | | | | | | |
| 1 | Debt to total Assets Ratio | 0.11 | 0.27 | 0.34 | 0.19 | 0.41 | 0.15 | 0.13 | 0.17 | 0.16 | 0.19 |
| 2 | Debt Service Coverage Ratio | 0.60 | 1.95 | 0.47 | 1.81 | 1.13 | 0.91 | 4.51 | 5.00 | 9.18 | 12.73 |
| **Cash Flow** | | | | | | | | | | | |
| 1 | Net Operating Cash Flow Per Share | 3.91 | 0.87 | 3.13 | 1.08 | 4.88 | 0.93 | 4.40 | 1.41 | 11.78 | 0.71 |
| 2 | Net Operating Cash Flow Per Share/Earning Per Share (EPS) | 1.24 | 0.72 | 1.40 | 1.00 | 2.25 | 0.80 | 2.23 | 1.36 | 7.71 | 0.37 |

The stand-alone ratio of aamra networks limited has been calculated based on Audited Financial Statements and Industry average ratios are calculated on the basis of financial data collected from Annual Report of following five publicly traded Companies corresponding accounting years:

| Sl. | Name of the Company | Considered Accounting Years | Remarks |
|---|---|---|---|
| 1 | aamra technologies limited | For the year ended 30 June 2011, 2012, 2013, 2014 and 2015 | - |
| 2 | Agni Systems Ltd. | For the year ended 30 June 2011, 2012, 2013, 2014 and 2015 | - |
| 3 | BDCOM Online Ltd. | For the year ended 30 June 2011, 2012, 2013, 2014 and 2015 | - |
| 4 | Daffodil Computers Ltd. | For the year ended 30 June 2011, 2012, 2013, 2014 and 2015 | - |
| 5 | Intech Limited | For the year ended 31 December 2011, 2012, 2013 and 2014 | Annual Report for the year 2015 not available. |

Note:

1. For wider range of data, we communicated with Bangladesh Bureau of Statistics, Internet Service Providers (ISP) Association Bangladesh and Bangladesh Bank. But, we were informed that none of them maintains such ratios with regard to industry concern.
2. The companies considered as peer of ANL are listed in the Stock Exchanges of Bangladesh, which are Dhaka Stock Exchange Limited and Chittagong Stock Exchange Limited.
3. We have considered the companies listed under IT Sector only to make the comparison more relevant.

4. Data used here is taken from Dhaka Stock Exchange Limited and last published annual Financial Statements, available on September 2016.

5. Negative figures have not been considered to avoid distortion.

6. Companies having annually published data have been considered only.

**Analysis:**

| Sl. | Financial Ratio | 31-Dec-15 | | |
|---|---|---|---|---|
| | | ANL | Industry Avg. | Remark/ Explanation |
| **Liquidity Ratio** | | | | |
| 1 | Current Ratio | 3.26 | 2.60 | ANL's Current Ratio is better than the industry average current ratio because of relatively lower current liabilities. |
| 2 | Quick Ratio | 2.12 | 2.08 | ANL's Ratio is better than the industry average ratio as quick assets are relatively higher. |
| 3 | Times Interest Earned Ratio | 18.25 | 21.80 | ANL's Ratio is lower than the industry average ratio as operating profit is relatively lower to pay financial expense. |
| 4 | Debt Equity Ratio (In times) | 0.05 | 0.22 | ANL's Ratio is higher as debt burden is higher than equity. |
| **Operating Ratios** | | | | |
| 1 | Accounts Receivable Turnover Ratio (In times) | 6.82 | 5.72 | ANL's Ratio is satisfactory as collection period is shorter than the average industry. |
| 2 | Inventory Turnover Ratio (In times) | 4.08 | 4.71 | ANL's Ratio is higher because of relatively high inventory level. |
| 3 | Asset Turnover Ratio (In times) | 0.74 | 0.54 | ANL's Ratio is better than the industry average ratio as ANL generating sales with a relatively small amount of fixed assets. |
| **Profitability Ratio** | | | | |
| 1 | Gross Margin Ratio % | 0.40 | 0.39 | ANL's Ratio is better than the industry average ratio as lower overhead cost. |
| 2 | Operating Profit Ratio % | 0.21 | 0.15 | ANL's Ratio is better than the industry average ratio as higher operating profit. |
| 3 | Net Profit Ratio % | 0.18 | 0.14 | ANL's Ratio is better than the industry average ratio as higher net profit. |
| 4 | Return on Assets Ratio (ROA) % | 0.13 | 0.06 | ANL's Ratio is better than the industry average ratio as higher net profit. |
| 5 | Return on Equity Ratio (After Tax)% | 0.14 | 0.08 | ANL's Ratio is better than the industry average ratio as higher net profit. |
| 6 | Earning Per Share Ratio (EPS) | 3.16 | 1.31 | ANL's Ratio is better than the industry average ratio as higher net profit. |
| 7 | EBITDA Margin | 0.31 | 0.23 | ANL's Ratio is better than the industry average ratio as higher net operating profit. |
| **Coverage Ratios** | | | | |
| 1 | Debt to total Assets Ratio | 0.11 | 0.27 | ANL's Ratio better than the industry average ratio as debt burden is lower. |
| 2 | Debt Service Coverage Ratio | 0.60 | 1.95 | ANL's Ratio is lower because of relatively higher debt. |
| **Cash Flow** | | | | |
| 1 | Net Operating Cash Flow Per Share | 3.91 | 0.87 | ANL's Ratio is better than the industry average ratio as net operating cash flow is relatively higher. |
| 2 | Net Operating Cash Flow Per Share/Earning Per Share (EPS) | 1.24 | 0.72 | ANL's Ratio is better than the industry average ratio as net operating cash flow is relatively higher. |

| Sl. | Financial Ratio | 31-Dec-14 | | |
|---|---|---|---|---|
| | | ANL | Industry Avg. | Remark/ Explanation |
| **Liquidity Ratio** | | | | |
| 1 | Current Ratio | 1.70 | 5.14 | ANL's Current Ratio is lower than the industry average current ratio because of relatively higher current liabilities. |
| 2 | Quick Ratio | 1.31 | 4.51 | ANL's Ratio is lower than the industry average ratio as quick assets are relatively lower. |
| 3 | Times Interest Earned Ratio | 3.79 | 9.86 | ANL's Ratio is lower than the industry average ratio as operating profit is relatively lower to pay financial expense. |
| 4 | Debt Equity Ratio (In times) | 0.53 | 0.15 | ANL's Ratio is better as debt burden is lower than equity. |
| **Operating Ratios** | | | | |
| 1 | Accounts Receivable Turnover Ratio (In times) | 6.61 | 6.76 | ANL's Ratio is lower as collection period is longer than the average industry. |
| 2 | Inventory Turnover Ratio (In times) | 5.95 | 5.82 | ANL's Ratio is satisfactory as inventory is sold in shorter time. |
| 3 | Asset Turnover Ratio (In times) | 0.82 | 0.48 | ANL's Ratio is better than the industry average ratio as ANL generating sales with a relatively small amount of fixed assets. |
| **Profitability Ratio** | | | | |
| 1 | Gross Margin Ratio % | 0.40 | 0.43 | ANL's Ratio is lower than the industry average ratio as higher overhead cost. |
| 2 | Operating Profit Ratio % | 0.20 | 0.18 | ANL's Ratio is better than the industry average ratio as higher operating profit. |
| 3 | Net Profit Ratio % | 0.14 | 0.16 | ANL's Ratio is lower than the industry average ratio as lower net profit. |
| 4 | Return on Assets Ratio (ROA) % | 0.12 | 0.07 | ANL's Ratio is better than the industry average ratio as higher net profit. |
| 5 | Return on Equity Ratio (After Tax)% | 0.19 | 0.08 | ANL's Ratio is better than the industry average ratio as higher net profit. |
| 6 | Earning Per Share Ratio (EPS) | 2.23 | 0.90 | ANL's Ratio is better than the industry average ratio as higher net profit. |
| 7 | EBITDA Margin | 0.31 | 0.30 | ANL's Ratio is better than the industry average ratio as higher net operating profit. |
| **Coverage Ratios** | | | | |
| 1 | Debt to total Assets Ratio | 0.34 | 0.19 | ANL's Ratio better than the industry average ratio as debt burden is lower than assets. |
| 2 | Debt Service Coverage Ratio | 0.47 | 1.81 | ANL's Ratio is lower because of relatively higher debt. |
| **Cash Flow** | | | | |
| 1 | Net Operating Cash Flow Per Share | 3.13 | 1.08 | ANL's Ratio is better than the industry average ratio as net operating cash flow is relatively higher. |
| 2 | Net Operating Cash Flow Per Share/Earning Per Share (EPS) | 1.40 | 1.00 | ANL's Ratio is better than the industry average ratio as net operating cash flow is relatively higher. |

| Sl. | Financial Ratio | 31-Dec-13 | | |
|---|---|---|---|---|
| | | ANL | Industry Avg. | Remark/ Explanation |
| **Liquidity Ratio** | | | | |
| 1 | Current Ratio | 1.42 | 7.07 | ANL's Current Ratio is lower than the industry average current ratio because of relatively higher current liabilities. |
| 2 | Quick Ratio | 1.21 | 6.30 | ANL's Ratio is lower than the industry average ratio as quick assets are relatively lower. |
| 3 | Times Interest Earned Ratio | 5.49 | 7.23 | ANL's Ratio is lower than the industry average ratio as operating profit is relatively lower to pay financial expense. |
| 4 | Debt Equity Ratio (In times) | 0.56 | 0.14 | ANL's Ratio is better as debt burden is lower than equity. |
| **Operating Ratios** | | | | |
| 1 | Accounts Receivable Turnover Ratio (In times) | 7.11 | 6.10 | ANL's Ratio is satisfactory as collection period is shorter than the average industry. |
| 2 | Inventory Turnover Ratio (In times) | 9.53 | 2.60 | ANL's Ratio is satisfactory as inventory is sold in shorter time. |
| 3 | Asset Turnover Ratio (In times) | 1.12 | 0.40 | ANL's Ratio is better than the industry average ratio as ANL generating sales with a relatively small amount of fixed assets. |
| **Profitability Ratio** | | | | |
| 1 | Gross Margin Ratio % | 0.43 | 0.50 | ANL's Ratio is lower than the industry average ratio as higher overhead cost. |
| 2 | Operating Profit Ratio % | 0.22 | 0.23 | ANL's Ratio is lower than the industry average ratio as lower operating profit. |
| 3 | Net Profit Ratio % | 0.16 | 0.21 | ANL's Ratio is lower than the industry average ratio as lower net profit. |
| 4 | Return on Assets Ratio (ROA) % | 0.18 | 0.07 | ANL's Ratio is better than the industry average ratio as higher net profit. |
| 5 | Return on Equity Ratio (After Tax)% | 0.23 | 0.08 | ANL's Ratio is better than the industry average ratio as higher net profit. |
| 6 | Earning Per Share Ratio (EPS) | 2.17 | 0.87 | ANL's Ratio is better than the industry average ratio as higher net profit. |
| 7 | EBITDA Margin | 0.29 | 0.35 | ANL's Ratio is lower than the industry average ratio as lower net operating profit. |
| **Coverage Ratios** | | | | |
| 1 | Debt to total Assets Ratio | 0.41 | 0.15 | ANL's Ratio better than the industry average ratio as debt burden is lower than assets. |
| 2 | Debt Service Coverage Ratio | 1.13 | 0.91 | ANL's Ratio better than the industry average ratio as debt burden is lower. |
| **Cash Flow** | | | | |
| 1 | Net Operating Cash Flow Per Share | 4.88 | 0.93 | ANL's Ratio is better than the industry average ratio as net operating cash flow is relatively higher. |
| 2 | Net Operating Cash Flow Per Share/Earning Per Share (EPS) | 2.25 | 0.80 | ANL's Ratio is better than the industry average ratio as net operating cash flow is relatively higher. |

| Sl. | Financial Ratio | 31-Dec-12 | | |
|---|---|---|---|---|
| | | ANL | Industry Avg. | Remark/ Explanation |
| **Liquidity Ratio** | | | | |
| 1 | Current Ratio | 3.89 | 8.55 | ANL's Current Ratio is lower than the industry average current ratio because of relatively higher current liabilities. |
| 2 | Quick Ratio | 3.16 | 8.03 | ANL's Ratio is lower than the industry average ratio as quick assets are relatively lower. |
| 3 | Times Interest Earned Ratio | 23.19 | 11.43 | ANL's Ratio is better than the industry average ratio as operating profit is relatively more sufficient to pay financial expense. |
| 4 | Debt Equity Ratio (In times) | 0.07 | 0.25 | ANL's Ratio is higher as debt burden is higher than equity. |
| **Operating Ratios** | | | | |
| 1 | Accounts Receivable Turnover Ratio (In times) | 9.28 | 5.24 | ANL's Ratio is satisfactory as collection period is shorter than the average industry. |
| 2 | Inventory Turnover Ratio (In times) | 12.43 | 2.84 | ANL's Ratio is satisfactory as inventory is sold in shorter time. |
| 3 | Asset Turnover Ratio (In times) | 1.51 | 0.37 | ANL's Ratio is better than the industry average ratio as ANL generating sales with a relatively small amount of fixed assets. |
| **Profitability Ratio** | | | | |
| 1 | Gross Margin Ratio % | 0.42 | 0.46 | ANL's Ratio is lower than the industry average ratio as higher overhead cost. |
| 2 | Operating Profit Ratio % | 0.21 | 0.20 | ANL's Ratio is better than the industry average ratio as higher operating profit. |
| 3 | Net Profit Ratio % | 0.18 | 0.22 | ANL's Ratio is lower than the industry average ratio as lower net profit. |
| 4 | Return on Assets Ratio (ROA) % | 0.27 | 0.07 | ANL's Ratio is better than the industry average ratio as higher net profit. |
| 5 | Return on Equity Ratio (After Tax)% | 0.27 | 0.08 | ANL's Ratio is better than the industry average ratio as higher net profit. |
| 6 | Earning Per Share Ratio (EPS) | 1.97 | 0.78 | ANL's Ratio is better than the industry average ratio as higher net profit. |
| 7 | EBITDA Margin | 0.27 | 0.57 | ANL's Ratio is lower than the industry average ratio as lower net operating profit. |
| **Coverage Ratios** | | | | |
| 1 | Debt to total Assets Ratio | 0.13 | 0.17 | ANL's Ratio higher than the industry average ratio as debt burden is higher than assets. |
| 2 | Debt Service Coverage Ratio | 4.51 | 5.00 | ANL's Ratio is lower because of relatively higher debt. |
| **Cash Flow** | | | | |
| 1 | Net Operating Cash Flow Per Share | 4.40 | 1.41 | ANL's Ratio is better than the industry average ratio as net operating cash flow is relatively higher. |
| 2 | Net Operating Cash Flow Per Share/Earning Per Share (EPS) | 2.23 | 1.36 | ANL's Ratio is better than the industry average ratio as net operating cash flow is relatively higher. |

| Sl. | Financial Ratio | 31-Dec-11 | | |
|---|---|---|---|---|
| | | ANL | Industry Avg. | Remark/ Explanation |
| **Liquidity Ratio** | | | | |
| 1 | Current Ratio | 2.98 | 6.97 | ANL's Current Ratio is lower than the industry average current ratio because of relatively higher current liabilities. |
| 2 | Quick Ratio | 2.77 | 6.51 | ANL's Ratio is lower than the industry average ratio as quick assets are relatively lower. |
| 3 | Times Interest Earned Ratio | 28.44 | 7.88 | ANL's Ratio is better than the industry average ratio as operating profit is relatively more sufficient to pay financial expense. |
| 4 | Debt Equity Ratio (In times) | 0.08 | 0.28 | ANL's Ratio is higher as debt burden is higher than equity. |
| **Operating Ratios** | | | | |
| 1 | Accounts Receivable Turnover Ratio (In times) | 11.22 | 5.05 | ANL's Ratio is satisfactory as collection period is shorter than the average industry. |
| 2 | Inventory Turnover Ratio (In times) | 42.60 | 2.91 | ANL's Ratio is satisfactory as inventory is sold in shorter time. |
| 3 | Asset Turnover Ratio (In times) | 1.66 | 0.42 | ANL's Ratio is better than the industry average ratio as ANL generating sales with a relatively small amount of fixed assets. |
| **Profitability Ratio** | | | | |
| 1 | Gross Margin Ratio % | 0.39 | 0.48 | ANL's Ratio is lower than the industry average ratio as higher overhead cost. |
| 2 | Operating Profit Ratio % | 0.19 | 0.17 | ANL's Ratio is better than the industry average ratio as higher operating profit. |
| 3 | Net Profit Ratio % | 0.17 | 0.22 | ANL's Ratio is lower than the industry average ratio as lower net profit. |
| 4 | Return on Assets Ratio (ROA) % | 0.29 | 0.07 | ANL's Ratio is better than the industry average ratio as higher net profit. |
| 5 | Return on Equity Ratio (After Tax)% | 0.29 | 0.08 | ANL's Ratio is better than the industry average ratio as higher net profit. |
| 6 | Earning Per Share Ratio (EPS) | 1.53 | 0.62 | ANL's Ratio is better than the industry average ratio as higher net profit. |
| 7 | EBITDA Margin | 0.25 | 0.32 | ANL's Ratio is lower than the industry average ratio as lower net operating profit. |
| **Coverage Ratios** | | | | |
| 1 | Debt to total Assets Ratio | 0.16 | 0.19 | ANL's Ratio higher than the industry average ratio as debt burden is higher than assets. |
| 2 | Debt Service Coverage Ratio | 9.18 | 12.73 | ANL's Ratio is lower because of relatively higher debt. |
| **Cash Flow** | | | | |
| 1 | Net Operating Cash Flow Per Share | 11.78 | 0.71 | ANL's Ratio is better than the industry average ratio as net operating cash flow is relatively higher. |
| 2 | Net Operating Cash Flow Per Share/Earning Per Share (EPS) | 7.71 | 0.37 | ANL's Ratio is better than the industry average ratio as net operating cash flow is relatively higher. |

## (d) Auditors report under Section 135(1), Para 24(1) of Part II of Schedule III of the কোম্পানি আইন, 1994:

# Auditor's Report

**UNDER SECTION 135(1), PARA 24(1) OF PART II OF SCHEDULE III OF THE কোম্পানি আইন, 1994**

As required under section 135(1), Para 24(1) of the Companies Act 1994 aamra networks limited perpared the following statements of its assets and liabilities and operating results as at and for the half year ended on 30 June 2016 and year ended 31 December 2015, 2014, 2013 2012 and 2011 and submitted those to us for our working and for issuance of our confirmation thereon. Accordingly we have reviewed the relevant audited financial statements and hereby confirm that the following information has been correctly extracted from those audited financial statements:

**A. Statement of Financial Position**

| | 30-Jun-16 | 31-Dec-15 | 31-Dec-14 | 31-Dec-13 | 31-Dec-12 | 31-Dec-11 |
|---|---|---|---|---|---|---|
| | Taka | Taka | Taka | Taka | Taka | Taka |
| **ASSETS** | | | **Restated** | | | |
| **A. Non-Current Assets** | | | | | | |
| Property, Plant and Equipment (Net) | 656,004,527 | 599,503,920 | 427,398,284 | 383,914,203 | 127,097,829 | 95,879,855 |
| Intangible assets | 26,749,660 | 29,721,845 | 33,628,493 | - | - | - |
| Advance, Deposit & Prepayments | 7,740,731 | 8,265,302 | 10,769,688 | 9,732,688 | - | - |
| | **690,494,918** | **637,491,067** | **471,796,465** | **393,646,891** | **127,097,829** | **95,879,855** |
| **Investment in ACE IT Networks Ltd.** | | **-** | **-** | **-** | **999,900** | **999,900** |
| **Investment on Shares & Securities** | | **-** | **-** | **-** | **22,998,804** | **28,758,605** |
| **B. Current Assets** | | | | | | |
| Inventories | 179,385,265 | 106,367,669 | 88,861,037 | 30,935,148 | 30,914,181 | 7,571,293 |
| Trade and other receivables | 96,724,905 | 100,924,931 | 93,385,433 | 86,774,086 | 58,198,936 | 31,249,361 |
| Advance, Deposit & Prepayments | 99,831,479 | 73,976,414 | 51,773,433 | 45,907,381 | 48,012,902 | 28,302,944 |
| Inter Company Current Account | - | - | - | - | 10,691,032 | - |
| Cash and Cash Equivalents | 13,994,108 | 24,392,730 | 153,007,018 | 43,976,372 | 15,966,250 | 41,558,464 |
| | **389,935,757** | **305,661,744** | **387,026,921** | **207,592,988** | **163,783,301** | **108,682,062** |
| **Total Assets ( A + B )** | **1,080,430,675** | **943,152,811** | **858,823,386** | **601,239,878** | **314,879,834** | **234,320,422** |
| **EQUITY AND LIABILITIES** | | | | | | |
| **C. Shareholders' Equity** | | | | | | |
| Share capital | 380,000,000 | 380,000,000 | 260,000,000 | 260,000,000 | 54,000,000 | 54,000,000 |
| Share premium | 159,131,807 | 159,131,807 | - | | | |
| Share money deposit | - | - | 133,862,500 | - | - | - |
| Retained earnings | 360,025,458 | 296,024,605 | 175,943,118 | 95,274,975 | 218,801,203 | 143,861,739 |
| | **899,157,265** | **835,156,412** | **569,805,618** | **355,274,975** | **272,801,203** | **197,861,739** |
| **D. Non-Current Liabilities** | | | | | | |
| Term Loan | - | - | 31,371,913 | 39,864,284 | - | - |
| Lease Liabilities | - | - | 23,356,904 | 60,144,717 | - | - |
| Deferred tax liability | 15,816,386 | 14,093,201 | 7,291,323 | 227,237 | - | - |
| | **15,816,386** | **14,093,201** | **62,020,140** | **100,236,238** | **-** | **-** |
| **E. Current Liabilities and Provisions** | | | | | | |
| Current portion of Term Loan | | - | 14,592,000 | 12,500,000 | - | - |
| Current portion of Lease Liabilities | 964,873 | 1,278,889 | 12,707,472 | 33,532,392 | - | - |
| Short term loan | 93,799,204 | 37,002,384 | 148,455,460 | 52,584,126 | 18,913,869 | 15,952,158 |
| Accrued expenses | 12,010,236 | 8,514,706 | 17,577,849 | 6,661,993 | 4,807,254 | 4,150,976 |
| Liabilities for others finance | - | - | - | 2,915,580 | 2,880,563 | 1,604,375 |
| Provision for Workers' Profit Participation Fund (WPPF) | 10,898,977 | 11,033,407 | 4,494,060 | - | - | - |
| Trade and other payable | 40,290,973 | 28,169,791 | 23,021,372 | 26,863,124 | 5,892,222 | 6,204,788 |
| Provision for tax | 7,492,761 | 7,904,021 | 6,149,415 | 10,671,450 | 9,584,723 | 8,546,386 |
| | **165,457,024** | **93,903,198** | **226,997,628** | **145,728,665** | **42,078,631** | **36,458,683** |
| **Total Equities and Liabilities (C+D+E)** | **1,080,430,675** | **943,152,811** | **858,823,386** | **601,239,878** | **314,879,834** | **234,320,422** |

Sd/-

**Place: Dhaka**
Date: 16 November 2016

**K.M. HASAN & CO.**
Chartered Accountants

**B. The Statement of profit or loss and other comprehensive income of aamra networks limited is as under :**

**Amount in Taka**

| PARTICULARS | Half Year Ended 30-Jun-16 | Year Ended 31-Dec-15 | Year Ended 31-Dec-14 Restated | Year Ended 31-Dec-13 | Year Ended 31-Dec-12 | Year Ended 31-Dec-11 |
|---|---|---|---|---|---|---|
| Net Revenue | 381,639,816 | 662,948,637 | 595,085,403 | 515,106,448 | 414,952,807 | 336,594,140 |
| Cost of goods sold & services | (234,629,964) | (398,746,169) | (356,485,900) | (294,799,436) | (239,269,305) | (204,037,183) |
| **Gross Profit** | **147,009,852** | **264,202,468** | **238,599,503** | **220,307,012** | **175,683,502** | **132,556,957** |
| Operating expenses | (69,234,635) | (122,791,162) | (117,726,462) | (109,471,820) | (87,297,248) | (69,212,626) |
| **Operating Profit** | **77,775,216** | **141,411,306** | **120,873,041** | **110,835,193** | **88,386,254** | **63,344,331** |
| Financial expenses | (5,313,128) | (8,493,527) | (35,141,345) | (22,278,565) | (3,696,998) | (2,349,030) |
| Other income | 215,085 | 4,408,511 | 8,643,565 | 815,388 | (4,165,511) | 1,580,108 |
| **Profit before WPPF** | **72,677,174** | **137,326,290** | **94,375,261** | **89,372,016** | **80,523,745** | **62,575,409** |
| Workers' Profit Participation Fund (WPPF) | (3,460,818) | (6,539,347) | (4,494,060) | - | - | - |
| **Profit before income tax** | **69,216,356** | **130,786,943** | **89,881,201** | **89,372,016** | **80,523,745** | **62,575,409** |
| **Provision for income tax** | | | | | | |
| Current tax | (3,492,318) | (3,903,578) | (2,148,972) | (6,671,007) | (5,584,281) | (4,545,943) |
| Deferred tax | (1,723,185) | (6,801,878) | (2,846,842) | (163,347) | - | - |
| | (5,215,503) | (10,705,456) | (4,995,814) | (6,834,354) | (5,584,281) | (4,545,943) |
| **Net Profit after income tax** | **64,000,853** | **120,081,487** | **84,885,387** | **82,537,662** | **74,939,464** | **58,029,466** |
| **Appropriations :** | | | | | | |
| Opening Retained Earnings | 296,024,604 | 175,943,118 | 95,274,975 | 218,801,203 | 143,861,739 | 85,832,273 |
| Current Year's Profit | 64,000,853 | 120,081,487 | 84,885,387 | 82,537,662 | 74,939,464 | 58,029,466 |
| Adjustment for Deferred Tax | - | - | (4,217,244) | (63,890) | - | - |
| **Profit Available for Distribution** | **360,025,457** | **296,024,604** | **175,943,118** | **301,274,975** | **218,801,203** | **143,861,739** |
| Dividend | | - | - | (206,000,000) | - | - |
| **Closing Retained Earnings** | **360,025,457** | **296,024,604** | **175,943,118** | **95,274,975** | **218,801,203** | **143,861,739** |
| **Earning Per Share @ Tk. 10 each (Restated)*** | **1.68** | **3.16** | **2.23** | **2.17** | **1.97** | **1.53** |
| **No. of Share of Tk. 10 each (Restated)** | **38,000,000** | **38,000,000** | **38,000,000** | **38,000,000** | **38,000,000** | **38,000,000** |

* The face value of ordinary shares of aamra networks limited has been refixed to Taka 10 from Taka 100 on 5th June 2013. Accordingly number of restated shares has increased and restated EPS has decreased respectively.

Sd/-

**Place: Dhaka** **K.M. HASAN & CO.**

Date: 16 November 2016 Chartered Accountants

**C. Dividend Declared for the last 5 (five) Years :**

| Year | Cash Dividend | Stock Dividend | Total Dividend |
|---|---|---|---|
| 2016 (Half year) | 0% | 0% | 0% |
| 2015 | 0% | 0% | 0% |
| 2014 | 0% | 0% | 0% |
| 2013 | 0% | 381% | 381% |
| 2012 | 0% | 0% | 0% |
| 2011 | 0% | 0% | 0% |

**Points to be noted :**

**a).** The company was incorporated on 10th January 2001 as private company limited by share and converted to public company 'limited by share on 8th May 2013 with Registrar of Joint Stock Companies and Firms.

**b)**. The Statement of Financial position as at 30 June 2016, 31st December 2015, 2014, 2013, 2012 and 2011 of the Company has been duly audited by us.

**C.** The Statement of profit or loss and other comprehensive income for the half year ended on 30 June 2016 and year ended on 31st December 2015, 2014, 2013, 2012 and 2011 of the Company has been duly audited by us.

**d).** Figures related to previous years have been rearranged whenever considered necessary.

Sd/-

**Place: Dhaka** **K.M. HASAN & CO.**

Date: 16 November 2016 Chartered Accountants

## (e) Financial spread sheet analysis for the latest audited financial statements:

**Worksheet**

**For the year ended and as at 31st December 2015**

**BDT '000**

| Particulars | Unadjusted Trial Balance | | Adjustments | | Adjusted Trial Balance | | Statement of Profit or Loss and Other Comprehensive Income | | Statement of Changes in Equity | | Statement of Financial Position | |
|---|---|---|---|---|---|---|---|---|---|---|---|---|
| | Debit | Credit | Debit | Credit | Debit | Credit | Debit | Credit | Debit | Credit | Debit | Credit |
| Property, plant & equipments | 887,968 | - | - | - | 887,968 | - | - | - | - | - | 887,968 | - |
| Intangible assets | 45,140 | - | - | - | 45,140 | - | - | - | - | - | 45,140 | - |
| Inventories | 106,368 | - | - | - | 106,368 | - | - | - | - | - | 106,368 | - |
| Trade receivables | 100,925 | - | - | - | 100,925 | - | - | - | - | - | 100,925 | - |
| Other receivables | - | - | - | - | - | - | - | - | - | - | - | - |
| Advance, deposit & prepayments | 53,326 | - | - | - | 53,326 | - | - | - | - | - | 53,326 | - |
| Advance income tax (AIT) | 31,064 | - | - | 2,149 | 28,915 | - | - | - | - | - | 28,915 | - |
| Cash & cash equivalents | 24,393 | - | - | - | 24,393 | - | - | - | - | - | 24,393 | - |
| Share capital | - | 380,000 | - | - | - | 380,000 | - | - | - | - | - | 380,000 |
| Share premium | - | 159,132 | - | - | - | 159,132 | - | - | - | - | - | 159,132 |
| Retained earnings beginnig of the year | - | 175,943 | - | - | - | 175,943 | - | - | - | 175,943 | - | 296,025 |
| Lease liabilities | - | 1,279 | - | - | - | 1,279 | - | - | - | - | - | 1,279 |
| Deferred tax liability | - | 7,291 | - | 6,802 | - | 14,093 | - | - | - | - | - | 14,093 |
| Short term loan | - | 37,002 | - | - | - | 37,002 | - | - | - | - | - | 37,002 |
| Accrued expenses | - | 8,515 | - | - | - | 8,515 | - | - | - | - | - | 8,515 |
| Provision for Workers' Profit Participation Fund (WPPF) | - | 4,494 | - | 6,539 | - | 11,033 | - | - | - | - | - | 11,033 |
| Trade payables | - | 28,170 | - | - | - | 28,170 | - | - | - | - | - | 28,170 |
| Other payables | - | - | - | - | - | - | - | - | - | - | - | - |
| Provision for tax | - | 6,149 | 2,149 | 3,904 | - | 7,904 | - | - | - | - | - | 7,904 |
| Revenue | - | 662,949 | - | - | - | 662,949 | - | 662,949 | - | - | - | - |
| Cost of goods sold & services | 349,203 | - | - | - | 349,203 | - | 349,203 | - | - | - | - | - |
| Operating expenses | 107,669 | - | - | - | 107,669 | - | 107,669 | - | - | - | - | - |
| Financial expenses | 8,494 | - | - | - | 8,494 | - | 8,494 | - | - | - | - | - |
| Other income | - | 4,409 | - | - | - | 4,409 | - | 4,409 | - | - | - | - |
| Workers' Profit Participation Fund (WPPF) | - | - | 6,539 | - | 6,539 | - | 6,539 | - | - | - | - | - |
| Current tax expenses | - | - | 3,904 | - | 3,904 | - | 3,904 | - | - | - | - | - |
| Deferred tax expenses | - | - | 6,802 | - | 6,802 | - | 6,802 | - | - | - | - | - |
| Accumulated depreciation | - | 230,810 | - | 57,654 | - | 288,464 | - | - | - | - | - | 288,464 |
| Depreciation | - | - | 57,654 | - | 57,654 | - | 57,654 | - | - | - | - | - |
| Accumulated Amortization | - | 8,407 | - | 7,011 | - | 15,418 | - | - | - | - | - | 15,418 |
| Amortization | - | - | 7,011 | - | 7,011 | - | 7,011 | - | - | - | - | - |
| Total | 1,714,550 | 1,714,550 | 84,058 | 84,058 | 1,794,311 | 1,794,311 | - | - | - | - | - | - |
| Net Profit after Tax | - | - | - | - | - | - | 120,081 | - | - | 120,081 | - | - |
| Retained Earnings at the end of the year | - | - | - | - | - | - | - | - | 296,025 | - | - | - |
| **Total** | **-** | **-** | **-** | **-** | **-** | **-** | **667,357** | **667,357** | **296,025** | **296,025** | **1,247,035** | **1,247,035** |

## Financial spread sheet analysis

**A. Statement of Financial Position**

| Particulars | 31-Dec-15 | | 31-Dec-14 | | 31-Dec-13 | | 31-Dec-12 | | 31-Dec-11 | |
|---|---|---|---|---|---|---|---|---|---|---|
| | Amount (Taka) | % on Total Asset | Taka | % on Total Asset | Taka | % on Total Asset | Taka | % on Total Asset | Taka | % on Total Asset |
| **ASSETS** | | | Restated | | | | | | | |
| **A. Non-Current Assets** | | | | | | | | | | |
| Property, Plant and Equipment (Net) | 599,503,920 | 64% | 427,398,284 | 50% | 383,914,203 | 64% | 127,097,829 | 40% | 95,879,855 | 41% |
| Intangible assets | 29,721,845 | 3% | 33,628,493 | 4% | - | 0% | - | 0% | - | 0% |
| Advance, Deposit & Prepayments | 8,265,302 | 1% | 10,769,688 | 1% | 9,732,688 | 2% | - | 0% | - | 0% |
| | **637,491,067** | **68%** | **471,796,465** | **55%** | **393,646,891** | **65%** | **127,097,829** | **40%** | **95,879,855** | **41%** |
| **Investment in ACE IT Networks Ltd.** | **-** | | **-** | | **-** | | **999,900** | 0% | **999,900** | 0% |
| | | | | | | | | 0% | | 0% |
| **Investment on Shares & Securities** | **-** | | **-** | | **-** | | **22,998,804** | 7% | **28,758,605** | 12% |
| **B. Current Assets** | | | | | | | | | | |
| Inventories | 106,367,669 | 11% | 88,861,037 | 10% | 30,935,148 | 5% | 30,914,181 | 10% | 7,571,293 | 3% |
| Trade and other receivables | 100,924,931 | 11% | 93,385,433 | 11% | 86,774,086 | 14% | 58,198,936 | 18% | 31,249,361 | 13% |
| Advance, Deposit & Prepayments | 73,976,414 | 8% | 51,773,433 | 6% | 45,907,381 | 8% | 48,012,902 | 15% | 28,302,944 | 12% |
| Inter Company Current Account | - | 0% | - | 0% | - | 0% | 10,691,032 | 3% | - | 0% |
| Cash and Cash Equivalents | 24,392,730 | 3% | 153,007,018 | 18% | 43,976,372 | 7% | 15,966,250 | 5% | 41,558,464 | 18% |
| | **305,661,744** | **32%** | **387,026,921** | **45%** | **207,592,988** | **35%** | **163,783,301** | **52%** | **108,682,062** | **46%** |
| **Total Assets ( A + B )** | **943,152,811** | **100%** | **858,823,386** | **100%** | **601,239,878** | **100%** | **314,879,834** | **100%** | **234,320,422** | **100%** |
| **EQUITY AND LIABILITIES** | | | | | | | | | | |
| **C. Shareholders' Equity** | | | | | | | | | | |
| Share capital | 380,000,000 | 40% | 260,000,000 | 30% | 260,000,000 | 43% | 54,000,000 | 17% | 54,000,000 | 23% |
| Share premium | 159,131,807 | 17% | - | 0% | | 0% | | 0% | | 0% |
| Share money deposit | - | 0% | 133,862,500 | 16% | - | 0% | - | 0% | - | 0% |
| Retained earnings | 296,024,605 | 31% | 175,943,118 | 20% | 95,274,975 | 16% | 218,801,203 | 69% | 143,861,739 | 61% |
| | **835,156,412** | **89%** | **569,805,618** | **66%** | **355,274,975** | **59%** | **272,801,203** | **87%** | **197,861,739** | **84%** |
| **D. Non-Current Liabilities** | | | | | | | | | | |
| Term Loan | - | 0% | 31,371,913 | 4% | 39,864,284 | 7% | - | 0% | - | 0% |
| Lease Liabilities | - | 0% | 23,356,904 | 3% | 60,144,717 | 10% | - | 0% | - | 0% |
| Deferred tax liability | 14,093,201 | 1% | 7,291,323 | 1% | 227,237 | 0% | - | 0% | - | 0% |
| | **14,093,201** | **1%** | **62,020,140** | **7%** | **100,236,238** | **17%** | **-** | **0%** | **-** | **0%** |
| **E. Current Liabilities and Provisions** | | | | | | | | | | |
| Current portion of Term Loan | - | | 14,592,000 | 2% | 12,500,000 | 2% | - | 0% | - | 0% |
| Current portion of Lease Liabilities | 1,278,889 | 0% | 12,707,472 | 1% | 33,532,392 | 6% | - | 0% | - | 0% |
| Short term loan | 37,002,384 | 4% | 148,455,460 | 17% | 52,584,126 | 9% | 18,913,869 | 6% | 15,952,158 | 7% |
| Accrued expenses | 8,514,706 | 1% | 17,577,849 | 2% | 6,661,993 | 1% | 4,807,254 | 2% | 4,150,976 | 2% |
| Liabilities for others finance | - | 0% | - | 0% | 2,915,580 | 0% | 2,880,563 | 1% | 1,604,375 | 1% |
| Provision for Workers' Profit Participation Fund (WPPF) | 11,033,407 | 1% | 4,494,060 | 1% | - | 0% | - | 0% | - | 0% |
| Trade and other payable | 28,169,791 | 3% | 23,021,372 | 3% | 26,863,124 | 4% | 5,892,222 | 2% | 6,204,788 | 3% |
| Provision for tax | 7,904,021 | 1% | 6,149,415 | 1% | 10,671,450 | 2% | 9,584,723 | 3% | 8,546,386 | 4% |
| | **93,903,198** | **10%** | **226,997,628** | **26%** | **145,728,665** | **24%** | **42,078,631** | **13%** | **36,458,683** | **16%** |
| **Total Equities and Liabilities (C+D+E)** | **943,152,811** | **100%** | **858,823,386** | **100%** | **601,239,878** | **100%** | **314,879,834** | **100%** | **234,320,422** | **100%** |

B. The Statement of profit or loss and other comprehensive income of aamra networks limited is as under :

| Particulars | 31-Dec-15 | | 31-Dec-14 | | 31-Dec-13 | | 31-Dec-12 | | 31-Dec-11 | |
|---|---|---|---|---|---|---|---|---|---|---|
| | Amount (Taka) | % on Total sales | Amount (Taka) | % on Total sales | Amount (Taka) | % on Total sales | Amount (Taka) | % on Total sales | Amount (Taka) | % on Total sales |
| | | | Restated | | | | | | | |
| Net Revenue | 662,948,637 | 100% | 595,085,403 | 100% | 515,106,448 | 100% | 414,952,807 | 100% | 336,594,140 | 100% |
| Cost of goods sold & services | (398,746,169) | -60% | (356,485,900) | -60% | (294,799,436) | -57% | (239,269,305) | -58% | (204,037,183) | -61% |
| **Gross Profit** | **264,202,468** | **40%** | **238,599,503** | 40% | **220,307,012** | 43% | **175,683,502** | 42% | **132,556,957** | 39% |
| Operating expenses | (122,791,162) | -19% | (117,726,462) | -20% | (109,471,820) | -21% | (87,297,248) | -21% | (69,212,626) | -21% |
| **B. Operating Expenses** | **(122,791,162)** | **-19%** | **(117,726,462)** | -20% | **(109,471,820)** | -21% | **(87,297,248)** | -21% | **(69,212,626)** | -21% |
| **Operating Profit** | **141,411,306** | **21%** | **120,873,041** | 20% | **110,835,193** | 22% | **88,386,254** | 21% | **63,344,331** | 19% |
| Financial expenses | (8,493,527) | -1% | (35,141,345) | -6% | (22,278,565) | -4% | (3,696,998) | -1% | (2,349,030) | -1% |
| Other income | 4,408,511 | 1% | 8,643,565 | 1% | 815,388 | 0% | (4,165,511) | -1% | 1,580,108 | 0% |
| | (4,085,016) | **-1%** | (26,497,780) | -4% | (21,463,177) | -4% | (7,862,509) | -2% | (768,922) | 0% |
| **Profit before WPPF** | **137,326,290** | **21%** | **94,375,261** | 16% | **89,372,016** | 17% | **80,523,745** | 19% | **62,575,409** | 19% |
| **E. Net Profit Before Tax & Provision** | | | | | | | | | | |
| Workers' Profit Participation Fund (WPPF) | (6,539,347) | **-1%** | (4,494,060) | -1% | - | | - | | - | |
| **Profit before income tax** | **130,786,943** | **20%** | **89,881,201** | **15%** | **89,372,016** | **17%** | **80,523,745** | **19%** | **62,575,409** | **19%** |
| **Provision for income tax** | | | | | | | | | | |
| Current tax | (3,903,578) | **-1%** | (2,148,972) | 0% | (6,671,007) | -1% | (5,584,281) | -1% | (4,545,943) | -1% |
| Deferred tax | (6,801,878) | **-1%** | (2,846,842) | 0% | (163,347) | 0% | - | 0% | - | |
| | (10,705,456) | **-2%** | (4,995,814) | -1% | (6,834,354) | -1% | (5,584,281) | -1% | (4,545,943) | -1% |
| **Net Profit after income tax** | **120,081,487** | **18%** | **84,885,387** | **14%** | **82,537,662** | **16%** | **74,939,464** | **18%** | **58,029,466** | **17%** |
| **Closing Retained Earnings** | **296,024,604** | **45%** | **175,943,118** | **30%** | **95,274,975** | **18%** | **218,801,203** | **53%** | **143,861,739** | **43%** |
| **Earning Per Share @ Tk. 10 each (Resta** | 3.16 | | 2.23 | | 2.17 | | 1.97 | | 1.53 | |

### (f) Earnings per Share (EPS) on fully diluted basis (The total existing no. of shares):

| Particulars | Amount in BDT (2015) |
|---|---|
| Profit Attributable / Net profit after Tax | 120,081,487 |
| No. of shares before IPO | 38,000,000 |
| **Earnings per Share (EPS)** | **3.16** |

### (g) Net profit excluding Extra-ordinary income or non-recurring income coming from other than core operations:

| Particulars | Amount in BDT (2015) |
|---|---|
| Net Profit after Tax | 120,081,487 |
| Less: Extra-ordinary income or non-recurring income | 4,408,511 |
| **Net profit excluding Extra-ordinary income or non-recurring income** | **115,672,977** |

**Earnings per shares excluding extra-ordinary income or non-recurring income coming from other than core operations:**

| Particulars | Amount in BDT (2015) |
|---|---|
| **Net profit excluding Extra-ordinary income or non-recurring income** | **115,672,977** |
| Number of Shares before IPO | 38,000,000 |
| **Earnings per Share (EPS) excluding Extra-ordinary income or non-recurring income** | **3.04** |

### (h) Quarterly or half-yearly EPS should not be annualized while calculating the EPS:

Not applicable for aamra networks limited.

### (i) Net Asset Value per Share:

a) Net Asset Value without Revaluation Reserve:

| Particulars | Amount in BDT (2015) |
|---|---|
| Paid-up Capital | 380,000,000 |
| Retained earnings | 296,024,605 |
| Share Premium | 159,131,807 |
| **Total Shareholders' Equity (without Revaluation Reserve)** | **835,156,412** |
| Total Number of Ordinary Share | 38,000,000 |
| **Net Assets Value (NAV) at BDT 10.00 per share (without Rev. Reserve)** | **21.98** |

b) Net Asset Value with Revaluation Reserve: Not applicable for aamra networks limited.

**(k) Auditors Certificates:**

**(i) Statement of Long Term and Short Term Borrowings Including Borrowing from Related Party or Connected Persons**

After due verification, we certify that the Long Term and Short Term Borrowings Including Borrowing from Related Party or Connected Persons of aamra networks limited for the last five years are made up as follows:

**For the Year ended December 31, 2015:**

| Name Of the Parties | Nature of Relationship | Nature of Borrowings | Balance as on 31 Dec. 2015 (BDT) | Interest Rate (%) | Interest Paid (BDT) | Interest Accrued (BDT) |
|---|---|---|---|---|---|---|
| LankaBangla Finance Limited | Lender | Lease Loan | 1,278,889 | 15.00% | 7,582,888 | Nil |
| **Sub Total** | | | **1,278,889** | | | |
| Shahjalal Islami Bank Limited | Lender | Short Term | 17,170,001 | 16.00% | | |
| Shahjalal Islami Bank Limited | Lender | Short Term | 16,461,723 | 16.00% | | |
| Shahjalal Islami Bank Limited | Lender | Short Term | 1,078,486 | 16.00% | | |
| Shahjalal Islami Bank Limited | Lender | Short Term | 2,292,174 | 16.00% | | |
| **Sub Total** | | | **37,002,384** | | | |
| **Total** | | | **38,281,273** | | **7,582,888** | **Nil** |

**For the Year ended December 31, 2014:**

| Name Of the Parties | Nature of Relationship | Nature of Borrowings | Balance as on 31 Dec. 2014 (BDT) | Interest Rate (%) | Interest Paid (BDT) | Interest Accrued (BDT) |
|---|---|---|---|---|---|---|
| Shahjalal Islami Bank Limited | Lender | Long term | 45,963,913 | 16.00% | 32,254,148 | Nil |
| **Sub Total** | | | **45,963,913** | | | |
| LankaBangla Finance Limited | Lender | Lease Loan | 34,262,657 | 17.00% | | |
| LankaBangla Finance Limited | Lender | Lease Loan | 1,801,719 | 19.00% | | |
| **Sub Total** | | | **36,064,376** | | | |
| Shahjalal Islami Bank Limited | Lender | Short Term | 148,455,460 | 16.00% | | |
| **Sub Total** | | | **148,455,460** | | | |
| **Total** | | | **230,483,749** | | **32,254,148** | **Nil** |

**For the Year ended December 31, 2013:**

| Name Of the Parties | Nature of Relationship | Nature of Borrowings | Balance as on 31 Dec. 2013 (BDT) | Interest Rate (%) | Interest Paid (BDT) | Interest Accrued (BDT) |
|---|---|---|---|---|---|---|
| One Bank Limited | Lender | Long term | 52,364,284 | 17.00% | 19,887,949 | Nil |
| **Sub Total** | | | **52,364,284** | | | |
| One Bank Limited | Lender | Lease Loan | 51,551,295 | 17.00% | | |
| LankaBangla Finance Limited | Lender | Lease Loan | 2,193,225 | 19.00% | | |
| LankaBangla Finance Limited | Lender | Lease Loan | 39,932,589 | 17.00% | | |
| **Sub Total** | | | **93,677,109** | | | |
| One Bank Limited | Lender | Short Term | 52,584,126 | 17.00% | | |
| **Sub Total** | | | **52,584,126** | | | |
| **Total** | | | **198,625,519** | | **19,887,949** | **Nil** |

**For the Year ended December 31, 2012:**

| Name Of the Parties | Nature of Relationship | Nature of Borrowings | Balance as on 31 Dec. 2012 (BDT) | Interest Rate (%) | Interest Paid (BDT) | Interest Accrued (BDT) |
|---|---|---|---|---|---|---|
| LankaBangla Investment | Lender | Short Term | 18,913,869 | 19.00% | 3,628,854 | Nil |
| **Total** | | | **18,913,869** | | **3,628,854** | **Nil** |

**For the Year ended December 31, 2011:**

| Name Of the Parties | Nature of Relationship | Nature of Borrowings | Balance as on 31 Dec. 2011 (BDT) | Interest Rate (%) | Interest Paid (BDT) | Interest Accrued (BDT) |
|---|---|---|---|---|---|---|
| LankaBangla Investment | Lender | Short Term | 15,952,158 | 19.00% | 2,280,784 | Nil |
| **Total** | | | **15,952,158** | | **2,280,784** | **Nil** |

The aamra networks limited have not taken any long term and short term borrowings from related party or connected persons for the period from 1st January 2011 to 31 December 2015.

**Place: Dhaka**

Date: 20 April 2016

**Sd/-**

**K. M. HASAN & CO.**

Chartered Accountants

**(ii) Statement of Principal Terms of Secured Loans and Assets on which Charge have been Created against Those Loans**

1) Financed by : LankaBangla Finance Limited (LBFL)
Loan Account No : 000170100000197
Loan Types : Lease Finance
Purpose of Loan : Purchase of Vehicle
Status of Asset Charged : Comprehensive Insurance and Registration of the vehicle in favour of LBFL.

Security Types : Personal guarantee

| Particulars | 2015 | 2014 | 2013 | 2012 | 2011 |
|---|---|---|---|---|---|
| Sanctioned Amount (BDT) | - | - | 2,500,000 | - | - |
| Rate of Interest | 15% | 19% | 19% | - | - |
| Re-payment schedule | - | - | 60 | - | - |
| Status (Current Balance) (BDT) | 1,278,889 | 1,801,719 | 2,193,225 | - | - |

2) Financed by : LankaBangla Finance Limited (LBFL)
Loan Account No : 000972200000001
Loan Types : Lease Finance
Purpose of Loan : Purchase of Equipment
Status of Asset Charged : Hypothecated assets in favour of LBFL.
Security Types : Personal guarantee

| Particulars | 2015 | 2014 | 2013 | 2012 | 2011 |
|---|---|---|---|---|---|
| Sanctioned Amount (BDT) | - | - | 40,000,000 | - | - |
| Rate of Interest | - | 17% | 17% | - | - |
| Re-payment schedule | - | - | 60 | - | - |
| Status (Current Balance) (BDT) | - | 34,262,657 | 39,932,589 | - | - |

3) Financed by : One Bank Limited (OBL)
Loan Account No : 018TL12130900001
Loan Types : Lease Finance
Purpose of Loan : Site development/construction of project building at Nasirabad, Chittagong.
Security Types : Demand Promissory Note, Nasirabad Land & Personal guarantee

| Particulars | 2015 | 2014 | 2013 | 2012 | 2011 |
|---|---|---|---|---|---|
| Sanctioned Amount (BDT) | - | - | 280,000,000 | - | - |
| Rate of Interest | - | - | 17% | - | - |
| Re-payment schedule | - | - | 60 | - | - |
| Status (Current Balance) (BDT) | - | - | 52,364,284 | - | - |

4) Financed by : One Bank Limited (OBL)
Loan Account No : 018LFC1130900001
Loan Types : Lease Finance

Purpose of Loan : IT Networking Equipment
Security Types : Demand Promissory Note, Nasirabad Land & Personal guarantee.

| Particulars | 2015 | 2014 | 2013 | 2012 | 2011 |
|---|---|---|---|---|---|
| Sanctioned Amount (BDT) | - | - | 50,000,000 | - | - |
| Rate of Interest | - | - | 17% | - | - |
| Re-payment schedule | - | - | 60 | - | - |
| Status (Current Balance) (BDT) | - | - | 51,551,295 | - | - |

5) Financed by : One Bank Limited (OBL)
Loan Account No : 0181020001096
Loan Types : Overdeaft Facility
Purpose of Loan : To meet working capital requirement and overhead expenses,viz, salary, maintenance, transportation, utilities,etc.
Security Types : Demand Promissory Note, Nasirabad Land, Corporate Guarantee & Personal guarantee.

| Particulars | 2015 | 2014 | 2013 | 2012 | 2011 |
|---|---|---|---|---|---|
| Sanctioned Amount (BDT) | - | - | 50,000,000 | - | - |
| Rate of Interest | - | - | 17% | - | - |
| Re-payment schedule | - | - | - | - | - |
| Status (Current Balance) (BDT) | - | - | 52,584,126 | - | - |

6) Financed by : Shahjalal Islami Bank Limited (SIBL)
Loan Account No : 4013 34100007518, 4013 34100007521, 4013 34100007522,4013 3450003
Loan Types : Overdraft Liabilities
Purpose of Loan : Payment of OBL loan, Purchase of IT Soliation Itemes
Security Types : Hypothetication of Stock & Receivables & Personal guarantee

| Particulars | 2015 | 2014 | 2013 | 2012 | 2011 |
|---|---|---|---|---|---|
| Sanctioned Amount (BDT) | - | 50,000,000 | - | - | - |
| Rate of Interest | - | 16% | - | - | - |
| Re-payment schedule | - | - | - | - | - |
| A/C # 4013 34100007518 | - | 20,790,000 | - | - | - |
| A/C # 4013 34100007521 | - | 26,127,112 | - | - | - |
| A/C # 4013 34100007522 | - | 8,013,777 | - | - | - |
| A/C # 4013 3450003 | 17,170,001 | - | - | - | - |

7) Financed by : Shahjalal Islami Bank Limited (SIBL)
Loan Account No : 4013 36500000184
Loan Types : Term Loan
Purpose of Loan : Purchase of Vehicle
Security Types : One postdated MICR master cheque covering the full investment(with profit). & Personal guarantee.

| Particulars | 2015 | 2014 | 2013 | 2012 | 2011 |
|---|---|---|---|---|---|
| Sanctioned Amount (BDT) | - | 50,000,000 | - | - | - |
| Rate of Interest | - | 16% | | - | - |
| Re-payment schedule | - | 60 | - | - | - |
| Status (Current Balance) (BDT) | - | 45,963,913 | - | - | - |

8) Financed by : Shahjalal Islami Bank Limited (SIBL)
Loan Account No : 4013 323000001701, 4013 323000001703, 4013 323000001705, 4013 323000001708
Loan Types : LTR Facilities
Purpose of Loan : Make LC
Status of Asset Charged
Security Types : Hypothecation of Stock & Receivables & Personal guarantee

| Particulars | 2015 | 2014 | 2013 | 2012 | 2011 |
|---|---|---|---|---|---|
| Sanctioned Amount (BDT) | - | 40,000,000 | - | - | - |
| Rate of Interest | - | 16% | - | - | - |
| Re-payment schedule | - | - | - | - | - |
| A/C # 4013 323000001701 | - | 1,408,617 | - | - | - |
| A/C # 4013 323000001703 | - | 14,138,440 | - | - | - |
| A/C # 4013 323000001705 | - | 11,238,880 | - | - | - |
| A/C # 4013 323000001708 | - | 10,783,080 | - | - | - |
| A/C # 4013 323000001735 | 16,461,723 | - | - | - | - |
| A/C # 4013 323000001740 | 1,078,486 | - | - | - | - |
| A/C # 4013 323000001761 | 2,292,174 | - | - | - | - |

9) Financed by : Shahjalal Islami Bank Limited (SIBL)
Loan Account No : 4013 345000001
Loan Types : LTR Facilities
Purpose of Loan : Import IT Solution Items
Security Types : Hypothecation of Stock & Receivables & Personal guarantee

| Particulars | 2015 | 2014 | 2013 | 2012 | 2011 |
|---|---|---|---|---|---|
| Sanctioned Amount (BDT) | - | 50,000,000 | - | - | - |
| Rate of Interest | - | 16% | - | - | - |
| Re-payment schedule | - | - | - | - | - |
| Status (Current Balance) (BDT) | - | 55,955,555 | - | - | - |

**Sd/-**
**Place: Dhaka** **K. M. HASAN & CO.**
Date: 27th September 2016 Chartered Accountants

**(iii) Statement of Unsecured Loans with Terms & Conditions**

This is to certify that aamra networks limited has not taken any unsecured loan from any person/body/related party from 01 January 2011 to 31 December 2015.

**Place: Dhaka** **Sd/-**
Date: 20 April 2016 **K. M. HASAN & CO.**
Chartered Accountants

**(iv) Statement of Inventories**

**Amount in Taka**

| Items | 31-Dec-15 | 31-Dec-14 | 31-Dec-13 | 31-Dec-12 | 31-Dec-11 |
|---|---|---|---|---|---|
| Raw Materials | - | - | - | - | - |
| Packing Materials | - | - | - | - | - |
| Stock-In-Process | - | - | - | - | - |
| Finished Goods | - | - | - | - | - |
| Consumable Items | - | - | - | - | - |
| Store & Spares parts | 72,799,021 | 59,265,064 | 17,704,297 | 21,639,926 | 7,571,293 |
| Trading Goods | - | - | - | - | - |
| Inventories in transit for sales | 33,568,647 | 29,595,973 | 13,230,851 | 9,274,255 | - |
| **Total** | **106,367,669** | **88,861,037** | **30,935,148** | **30,914,181** | **7,571,293** |

**Place: Dhaka** **Sd/-**
Date: 20 April 2016 **K. M. HASAN & CO.**
Chartered Accountants

**(v) Statement of Trade Receivables**

| Particulars | Amount in BDT | | | | |
|---|---|---|---|---|---|
| | 2015 | 2014 | 2013 | 2012 | 2011 |
| General | 100,924,931 | 93,385,433 | 86,774,086 | 55,714,122 | 31,249,361 |
| From Related Party | - | - | - | 2,484,814 | - |
| From Connected Persons | - | - | - | - | - |
| **Total** | **100,924,931** | **93,385,433** | **86,774,086** | **58,198,936** | **31,249,361** |

**Place: Dhaka** **Sd/-**

Date: 20 April 2016 **K. M. HASAN & CO.**

Chartered Accountants

**(vi) Statement of Loan Given by the Issuer Including Loans to Related Party or Connected Persons**

**For the Year ended December 31, 2015**

| Name of The Party | Nature of transaction | Amount Given for the year ended 31st Dec 2015 (BDT) | | | | | Outstanding Amount receivable/ (payable) |
|---|---|---|---|---|---|---|---|
| | | Given | Received/ Adjustment | Interest Rate | Interest Realized | Interest accrued | 2015 (BDT) |
| aamra holdings limited | Intercompany loan transaction | 2,500,000 | 2,500,000 | - | - | - | - |
| aamra technologies limited | Intercompany loan transaction | 51,410,795 | 51,410,795 | - | - | - | - |
| aamra infotainment limited | Intercompany loan transaction | 4,700,000 | 4,700,000 | - | - | - | - |
| aamra fitness limited | Intercompany loan transaction | 2,425,000 | 2,425,000 | - | - | - | - |

**For the Year ended December 31, 2014**

| Name of The Party | Nature of transaction | Amount Given for the year ended 31st Dec 2014 (BDT) | | | | | Outstanding Amount receivable/ (payable) |
|---|---|---|---|---|---|---|---|
| | | Given | Received/Adjustment | Interest Rate | Interest Realized | Interest accrued | 2014 (BDT) |
| aamra outsourcing limited | Intercompany loan transaction | 3,500,000 | 3,500,000 | - | - | - | - |
| aamra infotainment limited | Intercompany loan transaction | 4,140,000 | 4,140,000 | - | - | - | - |

**For the Year ended December 31, 2013**

| Name of The Party | Nature of transaction | Amount Given the year ended 31st Dec 2013 (BDT) | | | | | Outstanding Amount receivable/ (payable) |
|---|---|---|---|---|---|---|---|
| | | Given | Received/Adjustment | Interest Rate | Interest Realized | Interest accrued | 2013 (BDT) |
| aamra embroideries limited | Intercompany loan transaction | 2,332,000 | 2,832,000 | - | - | - | - |
| aamra technologies limited | Intercompany loan transaction | - | 3,039,662 | - | - | - | - |
| aamra infotainment limited | Intercompany loan transaction | 786,723 | 1,805,544 | - | - | - | 1,767,622 |
| aamra outsourcing limited | Intercompany loan transaction | 8,706,855 | 13,071,783 | - | - | - | - |

**For the Year ended December 31, 2012**

| Name of The Party | Nature of transaction | Amount Given the year ended 31st Dec 2012 (BDT) | | | | | Outstanding Amount receivable/ (payable) |
|---|---|---|---|---|---|---|---|
| | | Given | Received/Adjustment | Interest Rate | Interest Realized | Interest accrued | 2012 (BDT) |
| aamra embroideries limited | Intercompany loan transaction | 500,000 | - | - | - | - | 500,000 |
| aamra technologies limited | Intercompany loan transaction | 3,039,662 | - | - | - | - | 3,039,662 |
| aamra infotainment limited | Intercompany loan transaction | 2,786,443 | - | - | - | - | 2,786,443 |
| aamra outsourcing limited | Intercompany loan transaction | 4,364,927 | - | - | - | - | 4,364,927 |

**For the Year ended December 31, 2011**

No Loan was given by the Issuer Including Loans to Related Party or Connected Persons.

**Loan given to Connected Persons**

No Loan was given by the Issuer Including Loans to Connected Persons for the years from 01 January 2011 to 31 December 2015.

**Place: Dhaka**
Date: Date: 27th September 2016

**Sd/-**
**K. M. HASAN & CO.**
Chartered Accountants

**(vii) Statement of Other Income**

| Particulars | Amount in BDT | | | | |
|---|---|---|---|---|---|
| | 2015 | 2014 | 2013 | 2012 | 2011 |
| Interest Income | 4,408,511 | 1,290,565 | 655,552 | 720,199 | 957,793 |
| Dividend Income | - | 6,633,000 | - | - | - |
| Discount Received | - | - | - | - | - |
| Other Non-Operating Income | - | 720,000 | 720,000 | 720,000 | 756,000 |
| **Total** | **4,408,511** | **8,643,565** | **1,375,552** | **1,440,199** | **1,713,793** |

**Place: Dhaka**

Date: 20 April 2016

**Sd/-**

**K. M. HASAN & CO.**

Chartered Accountants

**(vii) Statement of Turnover**

| Particulars | Amount in BDT | | | | |
|---|---|---|---|---|---|
| | 2015 | 2014 | 2013 | 2012 | 2011 |
| In Cash | - | - | - | - | - |
| Through Banking Channel | 662,948,637 | 595,085,403 | 515,106,448 | 414,952,807 | 336,594,140 |
| **Total** | **662,948,637** | **595,085,403** | **515,106,448** | **414,952,807** | **336,594,140** |

**Place: Dhaka**

Date: 20 April 2016

**Sd/-**

**K. M. HASAN & CO.**

Chartered Accountants

## (ix) Statement of Related Party Transaction

| SL | Related parties | Relationship | Nature of Transaction | 2015 | | 2014 | | 2013 | | 2012 | | 2011 | |
|---|---|---|---|---|---|---|---|---|---|---|---|---|---|
| | | | | Value of Transaction during the Year | Balance at the end of the Year Receivable/ (Payable) | Value of Transaction during the Year | Balance at the end of the Year Receivable/ (Payable) | Value of Transaction during the Year | Balance at the end of the Year Receivable/ (Payable) | Value of Transaction during the Year | Balance at the end of the Year Receivable/ (Payable) | Value of Transaction during the Year | Balance at the end of the Year Receivable/ (Payable) |
| | | | | Amount in BDT | | | | | | | | | |
| 1 | aamra holdings limited | Concern under common management | IT Service and software maintenance | 608,008 | - | 608,008 | - | 1,218,509 | - | 960,674 | - | 480,000 | - |
| 2 | aamra holdings limited | Concern under common management | Intercompany loan account | 5,000,000 | - | - | - | 7,352,000 | - | 17,660,929 | 10,691,032 | - | - |
| 3 | aamra holdings limited | Concern under common management | Relationship & management expenses and Royalty fee | 39,600,000 | - | 52,800,000 | - | 23,900,000 | - | 13,200,000 | - | 13,200,000 | - |
| 4 | aamra managemen t solutions | Concern under common management | Training service and space rent for training | - | - | - | - | 1,307,550 | - | - | - | - | - |
| 5 | aamra managemen t solutions | Concern under common management | Internet Service Provide | - | - | - | - | 278,796 | - | 264,000 | - | 264,000 | - |
| 6 | aamra resources limited | Concern under common management | Internet service, IT Service and software maintenance | - | - | - | - | 776,588 | - | 768,000 | - | 768,000 | - |
| 7 | aamra embroiderie s limited | Concern under common management | Internet service, IT Service and software maintenance | - | - | - | - | 153,900 | - | 120,000 | - | 120,000 | - |
| 8 | aamra embroiderie s limited | Concern under common management | Intercompany loan transaction | - | - | - | - | 2,832,000 | - | - | - | - | - |
| 9 | aamra technologies limited | Concern under common management | IIG bandwidth & Equipment Purchase | 290,557,961 | (2,840,457) | 223,658,230 | (1,189,665) | 274,204,102 | (4,967,007) | 42,584,666 | - | 7,525,790 | - |
| 10 | aamra technologies limited | Concern under common management | Intercompany loan account | 102,821,590 | - | - | - | 3,039,662 | - | - | - | - | - |
| 11 | aamra technologies limited | Concern under common management | Internet service, IT Service and software maintenance | - | - | - | - | 6,784,073 | - | 1,344,000 | - | 1,320,000 | - |
| 12 | ACE IT Networks limited | Subsidiary Company till September 24, 2013 now concern under common management | Internet service & IT Service, office Rent and Utilities | 1,566,750 | - | 2,518,538 | - | 5,233,314 | 1,069,538 | 9,338,000 | - | 10,631,000 | - |
| 13 | ACE IT Networks limited | Subsidiary Company till September 24, 2013 now concern | Dividend Income | - | - | 6,633,000 | - | - | - | - | - | - | - |

| | | | | | | | | | | | | | |
|---|---|---|---|---|---|---|---|---|---|---|---|---|---|
| | | under common management | | | | | | | | | | | |
| 14 | ACE IT Networks limited | Subsidiary Company till September 24, 2013 now concern under common management | Office Rent and Utilities Charged | - | - | 720,000 | - | 720,000 | - | 720,000 | | 720,000 | |
| 15 | aamra outsourcing limited | Concern under common management | Intercompany loan transaction | - | - | 7,000,000 | - | 13,071,783 | - | - | - | - | - |
| 16 | aamra infotainmen t limited | Concern under common management | Intercompany loan account, office rent, utilities and loan transaction | 9,400,000 | - | 7,232,378 | - | 2,592,267 | 1,767,622 | 3,120,000 | - | 2,640,000 | - |
| 17 | aamra fitness limited | Concern under common management | Intercompany loan account | 4,850,000 | - | - | - | - | - | - | - | - | - |
| 18 | Syed Faruque Ahmed | Chairman and shareholder | Office rent Ctg. | 1,543,440 | - | - | - | - | - | - | - | - | - |
| 19 | Syed Faruque Ahmed | Chairman and shareholder | Directors remuneration | - | - | 10,400,000 | - | 10,400,000 | - | 10,400,000 | - | 7,800,000 | - |
| 20 | Syed Farhad Ahmed | Managing Director and shareholder | Directors remuneration | 10,400,000 | - | 10,400,000 | - | 10,400,000 | - | 10,400,000 | - | 7,800,000 | - |
| 21 | Syed Faruque Ahmed | Chairman and shareholder | Land Purchase | - | - | - | - | 166,850,000 | - | - | - | - | - |
| 22 | Syed Faruque Ahmed | Chairman and shareholder | Transfer of shares of ACE IT networks limited | - | - | - | - | 499,900 | - | - | - | - | - |
| 23 | Syed Farhad Ahmed | Managing Director and shareholder | Transfer of shares of ACE IT networks limited | - | - | - | - | 500,000 | - | - | - | - | - |
| **Total Transactions** | | | | **466,347,749** | **(2,840,457)** | **321,970,154** | **(1,189,665)** | **532,114,444** | **(2,129,847)** | **110,880,269** | **10,691,032** | **53,268,790** | **-** |

Place: Dhaka

Date: 27th September 2016

**Sd/-**

**K. M. HASAN & CO.**

Chartered Accountants

## (x) Business Income Shown in Tax Return with Net Income Shown in Audited Financial Statements

| Particulars | Amount in BDT | | | | | | | | | | | | | | |
|---|---|---|---|---|---|---|---|---|---|---|---|---|---|---|---|
| | 2015 | | | 2014 | | | 2013 | | | 2012 | | | 2011 | | |
| | Taxable Unit | Non-Taxable Unit | Total | Taxable Unit | Non-Taxable Unit | Total | Taxable Unit | Non-Taxable Unit | Total | Taxable Unit | Non-Taxable Unit | Total | Taxable Unit | Non-Taxable Unit | Total |
| **Income Before Income Tax Shown in Audited Financial Statement** | 29,615,111 | 101,171,832 | 130,786,943 | 17,127,895 | 77,247,366 | 94,375,261 | 19,538,894 | 69,833,122 | 89,372,016 | 9,285,705 | 71,238,039 | 80,523,745 | 11,988,829 | 50,586,580 | 62,575,409 |
| Less: Other Income | 4,408,511 | - | 4,408,511 | 8,643,565 | - | 8,643,565 | 1,375,552 | - | 1,375,552 | 1,440,199 | - | 1,440,199 | 1,713,794 | - | 1,713,794 |
| Add: Inadmissible Item | - | - | - | - | - | - | - | - | - | - | - | - | - | - | - |
| | **25,206,601** | **101,171,832** | **126,378,432** | **8,484,330** | **77,247,366** | **85,731,696** | **18,163,342** | **69,833,122** | **87,996,464** | **7,845,506** | **71,238,039** | **9,083,546** | **10,275,035** | **50,586,580** | **60,861,615** |
| Less: Admissible Item | - | - | - | - | - | - | - | - | - | - | - | - | - | - | - |
| | **25,206,601** | **101,171,832** | **126,378,432** | **8,484,330** | **77,247,366** | **85,731,696** | **18,163,342** | **69,833,122** | **87,996,464** | **7,845,506** | **71,238,039** | **79,083,546** | **10,275,035** | **50,586,580** | **60,861,615** |
| Add. Other income | 4,408,511 | - | 4,408,511 | 8,643,565 | - | 8,643,565 | 1,375,552 | - | 1,375,552 | 1,440,199 | - | 1,440,199 | 1,713,794 | - | 1,713,794 |
| **Income Shown in Tax Return** | **29,615,111** | **101,171,832** | **130,786,943** | **17,127,895** | **77,247,366** | **94,375,261** | **19,538,894** | **69,833,122** | **89,372,016** | **9,285,705** | **71,238,039** | **80,523,745** | **11,988,829** | **50,586,580** | **62,575,409** |

**Note:** Since the Company submit its tax return as per Section 82BB of ITO-1984 under Universal Self-Assessment, therefore there is no difference between the Income Before Tax Shown in Audited Financial Statement and Income Shown in Tax Return.

Place: Dhaka

Date: 20 April 2016

**Sd/-**

**K. M. HASAN & CO.**

Chartered Accountants

**(xi) Auditor's Discloser Regarding Confirmation That All Receipts and Payments of The Issuer Above Tk.5,00,000/- (Taka Five Lac) were Made Through Banking Channel**

**TO WHOM IT MAY CONCERN**

This is to certify that all receipts and payments of the aamra networks limited above Tk. 5,00,000/- (Taka Five lac) were made through banking channel for the years from 01 January 2011 to 31 December 2015.

Place: Dhaka

Date: 27th September 2016

**Sd/-**

**K. M. HASAN & CO.**

Chartered Accountants

**(xii) Auditor's Discloser Regarding Confirmation that Bank Statements of the Issuer are in Conformity with Its Books of Accounts**

This is to certify that Bank Statements of the aamra networks limited are in conformity with its books of accounts for the years from 01 January 2011 to 31 December 2015.

Place: Dhaka

Date: 20 April 2016

**Sd/-**

**K. M. HASAN & CO.**

Chartered Accountants

**(xiii) Statement of Payment Status of TAX, VAT and Other Taxes/Duties**

| Particulars | Payment Status in BDT | | | | |
|---|---|---|---|---|---|
| | 2015 | 2014 | 2013 | 2012 | 2011 |
| TAX | 11,269,175 | 10,211,417 | 9,743,292 | 5,575,966 | 4,791,458 |
| VAT | 59,823,025 | 51,394,485 | 45,125,163 | 39,094,392 | 30,702,521 |
| Other Taxes/Duties | - | - | - | - | - |

Place: Dhaka

Date: 20 April 2016

**Sd/-**

**K. M. HASAN & CO.**

Chartered Accountants

AlphaRating

RATING REPORT

## AAMRA NETWORKS LIMITED

*Safura Tower (12th Floor) , 20, Kemal Ataturk Avenue, Banani Commercial Area, Dhaka-1213*

*&*

*FR Tower (17th Floor), 32 Kemal Ataturk Avenue, Banani C/A, Dhaka-1213*

*(Corporate)*

Alpha Credit Rating Limited, SadharanBima Bhaban-2, 139 Motijheel C/A, Dhaka-1000
Tel: + 880-2- 9573026 – 28. Web: www.alpharating.com.bd

AlphaRating

March 24, 2016

**Managing Director**
**aamra networks limited**
**Safura Tower (12th Floor) ,**
**20, Kemal Ataturk Avenue,**
**Banani Commercial Area,**
**Dhaka-1213**

**Subject: Credit Rating of aamra networks limited**

Dear Sir,

We are pleased to inform you that Alpha Credit Rating Limited (AlphaRating) has assigned the following rating to **aamra networks limited**

| Date of Declaration | Valid Till | Rating Action | Long Term Rating | Short Term Rating | Outlook |
|---|---|---|---|---|---|
| March 24, 2016 | March 23, 2017 | Surveillance | A+ | AR-2 | Stable |
| April 13, 2015 | April 12, 2016 | Surveillance | A+ | AR-2 | Stable |

The Short-term and Long-term rating is valid up to the earlier of March 23, 2017. The rating may be changed or revised prior to expiry, if warranted by extraordinary circumstances in the management, operations and/or performance of the entity rated.

We, Alpha Credit Rating Limited, while assigning this rating to **aamra networks limited**, hereby solemnly declare that:

(i) We, Alpha Credit Rating Limited as well as the analysts of the rating have examined, prepared, finalized and issued this report without compromising with the matters of our conflict of interest, if there be any; and

(ii) We have complied with all the requirements, policy and procedures of these rules as prescribed by the Bangladesh Securities and Exchange Commission in respect of this rating.

We hope the rating will serve the intended purpose of your organization.

With kind regards

**Muhammed Asadullah**
Managing Director & CEO

**This letter forms an integral part of the credit rating report.**

Alpha Credit Rating Ltd, Sadharan Bima Bhaban-2 (8th Floor) 139 Motijheel C/A, Dhaka-1000
Tel: +88 02 9573026, 9573027, Fax: +88 02 9573025, www.alpharating.com.bd

**aamra networks Ltd.** **Rating Type** Surveillance **A+** Long Term Rating **AR-2** Short Term Rating

**Stable** Outlook **Date of Declaration** 24 March 2016 **Valid Till** 23 March 2017

| Business Risk | Financial Risk | Cash Flow Risk | Management Risk | Industry Group |
|---|---|---|---|---|
| Medium | Good | Good | Good | IT |

*ANL is one of the fastest growing ISP proved themselves with their excellence and nationwide coverage.*

***Previous Rating***

*Long Term Rating:* ***A+***
*Short Term Rating:* ***AR- 2***
*Outlook:* ***Stable***
*Date of Declaration:* ***13 April, 2015***
*Valid Till:* ***12 April, 2016***

*Contact Analysts*

*Md. Abdur Razzaq*
razzaq@alpharating.com.bd
*Mohammad Sirajul Islam*
siraj@alpharating.com.bd

*Contents*

| | |
|---|---|
| Rationale | 2 |
| Company Profile | 2 |
| Industry Overview | 5 |
| Business Risk | 6 |
| Financial Risk Analysis | 8 |
| Bank Facilities & Credit History | 11 |
| Management & Other Qualitative Factors | 12 |
| Company Information | 14 |

*Date of Incorporation: 10th January, 2001*

*Board Chairman: Syed Faruque Ahmed*
*Total Asset: BDT 943.15 million*

*Bank(s): Shahjalal Islami Bank Ltd.*
*Bank Asia Ltd.*
*Other Financial Institution (s):*
*LankaBangla Finance Ltd.*

*Loan Limit: BDT 335.16 million*
*Loan Outstanding: BDT 181.68 million*

## Rationale

While assessing risk associated with IT business, AlphaRating evaluates a company's business strength and financial & management risk profiles. Rating affirmation of 'A+' for long term and 'AR-2' for short term of aamra networks limited (herein after referred to as 'ANL' or 'the company') denotes stable performance considering decades of operational track record, good liquidity and leverage position etc. However, the rating is constrained by moderate sales growth, and lengthy cash conversion period.

AlphaRating considered company's market position on the basis of its revenue mix, scale of operation and presence in geographically diversified area and client profile. It is observed that, in order to enhance its competitiveness, the company is changing its business interest from internet service to other IT enabled & infrastructure services as well. However, the company has been actively operating throughout the country and is providing quality services to the top most institutes of the country. Its client profile is spread out to different industries which lower vulnerability associated with revenue generation. AlphaRating also assessed the operating efficiency by considering productivity parameters, human resources & knowledge management, company's systems & processes and contract mix. While the company follows a structured layout in hiring new staffs, it is found that the employee retention rate is in declining trend over the last three years period. The risk of outflow of professionals to developed markets may affect the operation of the company.

Due to the market competition, the company has been reducing its selling price with the falling cost of bandwidth. In order to uphold its competitiveness, ANL is changing its business focus which has affected the revenue mix and cost of services. However, the company is trying to match its purchase price to sale price which is expected to bring positive effect on Gross Profit by the next year. In addition, the company held ample liquid assets to meet up its short term obligations. While lengthy cash conversion cycle has affected the cash flow generated from operation, it is found that the company has paid off its long-term debt obligation with two financial institutions and that improved company's debt servicing capacity.

*Credit Metrics (BDT in Millions)*

| | 2015 | 2014 | 2013 | 2012 |
|---|---|---|---|---|
| Cash in Hand | 24.39 | 153.01 | 43.98 | 15.97 |
| Total Debt | 38.28 | 230.48 | 198.63 | 18.91 |
| Financial Charges | 8.49 | 35.14 | 22.28 | 3.70 |
| Debt to Equity (%) | 0.05 | 0.40 | 0.56 | 0.07 |
| Quick Ratio (x) | 2.12 | 1.31 | 1.21 | 3.16 |

*Operating Summary (BDT in Millions)*

| | 2015 | 2014 | 2013 | 2012 |
|---|---|---|---|---|
| Sales | 662.95 | 595.09 | 515.11 | 414.95 |
| % Change | 11.40 | 15.53 | 24.14 | 23.28 |
| EBT | 130.79 | 89.88 | 89.37 | 80.52 |
| EBT % Net Sales | 19.73 | 15..10 | 17.35 | 19.40 |
| Net Profit | 120.08 | 84.89 | 82.54 | 74.94 |
| NP % of Net Sales | 18.11 | 14.26 | 16.02 | 18.06 |
| Operating Cash Flow | 148.52 | 81.33 | 122.84 | 23.74 |

## Company Profile

aamra networks limited is a renowned brand in the IT industry of Bangladesh. Over the last decade, the company has been providing state-of-the-art IT communication solutions and services ranging from internet access to web page development to leased port internet access, total network solution and maintenance services to its customers. The company has a rich customer profile that varies from banks, govt organizations, hotels, embassy, high commission etc. ANL is ISO certified internet service providers in the country, upholding the certification since 2003. In addition, the company has been complying with regulatory issues consistently.

## Service Offered

Being one of the industry pioneers, ANL offers following services to its clients:

Services

- Bandwidth
  - Leased Bandwidth Distribution
  - WAN
- Infrastructure
  - Data Connectivity
  - MPLS
  - IT Infrastructure Management
  - IPLC & IPVPN
  - NPLC
- VAS
  - Video Surveillance & Conferencing
  - Call Centre Service
- Software
  - Office Management System
  - Online Survey Solution
  - Network Monitoring Solution
  - Hosted Anti-Spam Solution

## Ownership Pattern

ANL was initially known as Global Online Services Limited. The company was incorporated on 10th January, 2001 as a private limited company. During 31st December 2007, the company has changed its name to Aamra Networks Limited and has been converted in to a public company limited by shares on 8th May, 2013. The company has subsequently increased its Authorized Capital to BDT 1000.00 million on 5th June, 2013. Issued Capital of the company also rose to BDT 380.00 million by issuance of bonus share of BDT 206.00 million in 2013 and BDT 120 million private placements vide BSEC letter N0: SEC/CI/CPLC-451-2013/436 dated June 22, 2014. ANL has raised the above BDT 120 million by issuing 12 million ordinary shares out of which 6.6 million were issued @ BDT 25 each to the individuals and institutional investors and the rest 5.4 million were issued to the Investment Corporation of Bangladesh (ICB) @ BDT 22 each. The allotment date of the above 12 million ordinary shares was January 20, 2015. Shareholding position of the company is presented below:

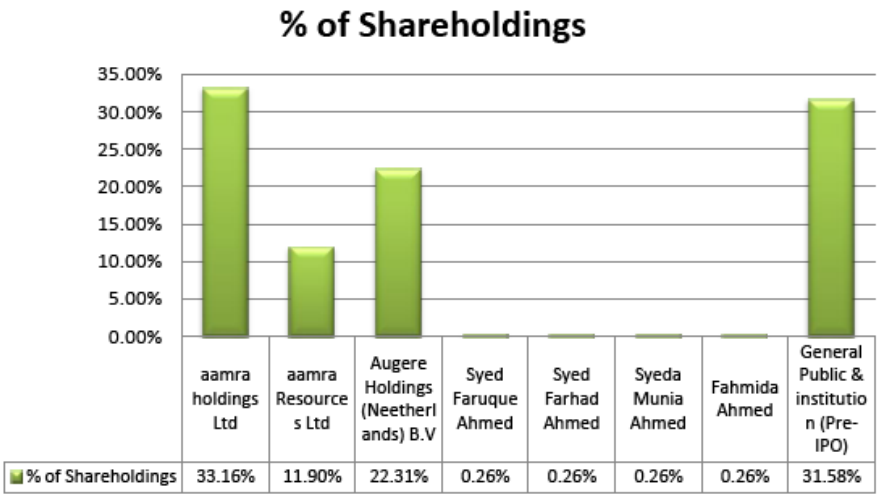


*Figure1: Shareholding Position as on 31 December, 2015*

## Future Plan

The management of aamra networks limited has a plan to raise additional BDT 562.5 million through initial public offering (IPO), subject to the approval of Bangladesh Securities Exchange Commission (BSEC) and other regulatory bodies, under book building method.

## Optimal Revenue Mix

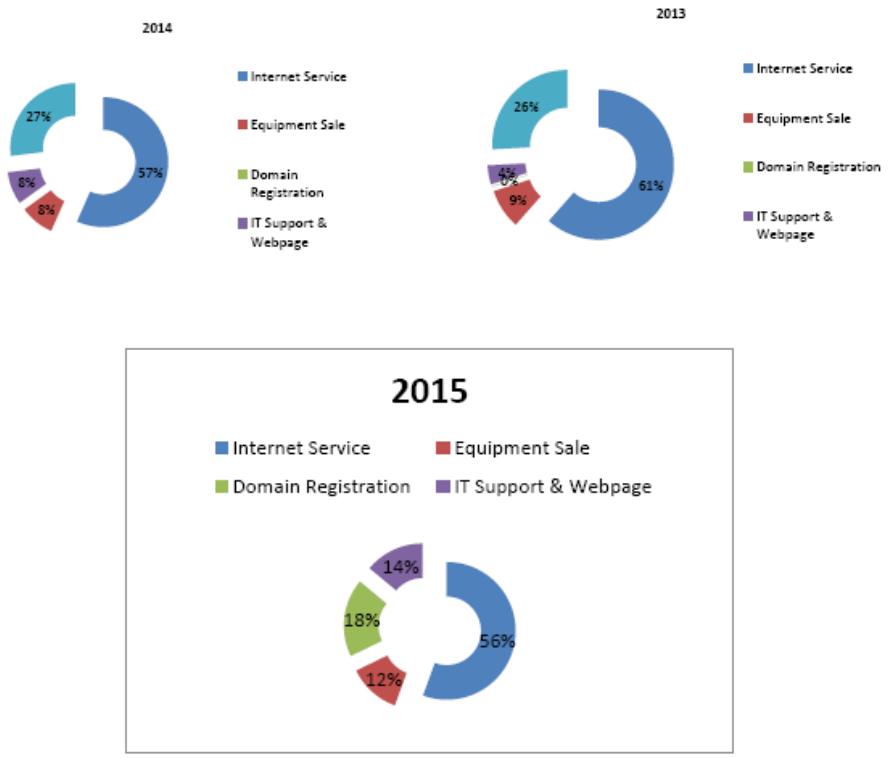


*Figure 2: Revenue Mix in last 3 Years*

## Industry Overview

Hardware sector was the predominant area of operation in ICT industry a few years ago. In spite of this, PC penetration of Bangladesh is one of the lowest in the world (4.5 per 1000). Its growth has been limited to the capital city and few other large metropolitan cities. Taking aside the rural population out of the equation, the penetration is found to be very high which provides an informal infrastructure for the development of the sector. Recently, the country business has shown a gradual shift in focus on solution services from hardware services. More firms are coming into the forefront to provide IT based solution services. The service is not confined to local boundary but also reached to the international level. Moreover, a number of firms are exporting software solutions to different countries. ICT sector can be classified into four separate subdivisions:

- Hardware
- Software Solution
- Network Solutions
- IT Enabled Services

Networking category consists of all networking related service providers- Satellite communication providers, ISPs, WAN & LAN providers etc. Bangladesh got a taste of online Internet from 1996 and since then the number of internet users has increase substantially over the years. Besides, pragmatic decisions taken by the government also act behind the rising internet users.

Primary gateway to the internet was through VSAT for the country. While VSAT installation and regulations were quite exorbitant, to increase the growth, VSAT regulation has been reduced considerably. This positive step has not only raised the number of ISPs, but also WAN and satellite communication service providers. In addition, the country is now connected via the submarine cable and that also prompt the growth of the ISP sector. Likely growth in internet is also likely to spur growth in other ICT segments.

There is plentiful skilled workforce available for the industry. The sector receives incentives in form of Tax and other benefits. However, the ICT industry faces difficulty by way of proper exposure to international markets, infrastructure issues etc. Rise of neighbor countries in IT field became a threat for the country as their IT industry is achieving a higher international market share of the outsourced services. In addition, as communication has reached at an enhanced level, location has no longer been an issue. Hence, Competition base is much more expanded now.

ISPAB, the association of internet service providers, time to time arranges various seminars to increase consciousness among the service providers and other individual users.

# Business Risk Analysis

## Scale of Operation

The scale of player's operations is critical in the IT industry. The larger the scale, the greater the benefits of economies of scale and also the ability to withstand profitability pressure.

Over the last decade, ANL has been providing state-of-the-art IT communication solutions and services including internet access, web page development & hosting, leased port internet access, total network solutions, video conferencing solutions etc to more than hundred of its corporate clients. This certainly augments company's reliability to its customers.

## Revenue Mix

AlphaRating analyses various vertical and horizontal segments in which a company operates. Vertical segments are defined in terms of client industries such as manufacturing, insurance, banking etc. A diversified presence across segments provides stability to earnings. Moreover, AlphaRating also considers a company's revenue mix in terms of the nature of contracts it implements.

ANL's client base is spread from renowned MNCs to hotels, universities, banks, embassy, international organizations and many more. The company works on fixed-price contracts for a definite time period. The contracts can be renewed by the parties after the expiry of the present contract. The diversified client based and fixed time contracts ensures revenue of the company for a specific time period. However, the company requires more projects and skilled project management to uphold its growth.

## Geographic Diversity

The geographic spread of revenues is an important parameter in analyzing a company's business risk. With the increasing number of internet service providers, the company has extended its service area to almost each corner of the country to sustain in the competition. ANL also invests in IT enabled services and infrastructure services to be distinct from its peers.

## Client Profile

In order to sustain in the competitive industry, the industry players need to build up well established relations with large clients. This leads to repeat business and provides stability to earnings. However, dependence on a single client increases risks as any setback in the event of a loss of client could be sizeable. New client acquisitions and the quality of such clients are good indicators of a company's marketing and delivery capabilities.

AlphaRating found that ANL has observed a smart growth rate in its new client acquisition during the last three years which confirms the competitiveness of the company in serving large number of client at a time.

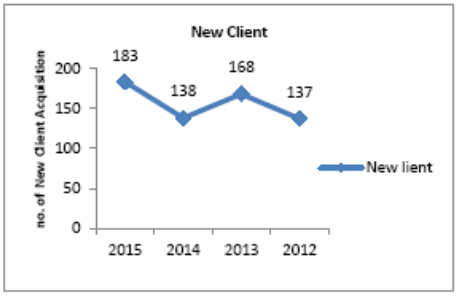


## Funding Risk

In order to finance its import of IT solution items, to support bid bond for tender security, to provide performance guarantee for execution of work order, the company is availing financing from a number of financial institutions. Interest rates charged for these facilities are only fixed for a certain period of time and the company is completely exposed to any adverse changes in the interest rates. This adverse change can decrease the profitability and operating cash flow of the company.

As per the financial intuitions' information, it is observed that the company has been performing well and is adjusting its liabilities within the time period. However, ANL has raised its fund through private placement and intended to use a portion of that proceed in debt payment to the financial institutes. The company is further planning to go for initial public offering which may help to arrange sufficient fund to finance its growth.

## Human Resource and Knowledge Management

IT company's' most important assets are human resources and accumulated knowledge. The outflow of professionals to developed markets has a two-fold impact on domestic firms. These are high employee attrition rates and increasing wages. In this circumstance, considering a company's ability to attract, train, motivate and retain quality manpower as critical to its business, AlphaRating emphasize on study of a company's HR policies.

ANL refers its recruitment process as 'Talent Acquisition' for the organization. Potential candidates have to go through a number of screening tests to ensure his place in the company. However, as per the company's information, AlphaRating found that the employee retention rate is improved in 2015 after a drastic fall till 2014.

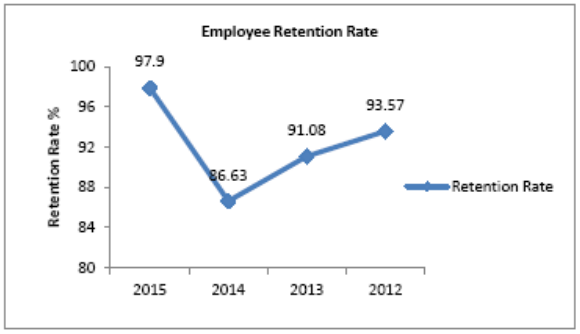


## Potential or Existing Government Regulations

IT companies have to comply with The Income Tax Ordinance,1984; The Income Tax Rules, 1984; The value Added Tax Act, 1991; The value Added Tax Rules, 1991; The Customs Act, 1969 and Bangladesh Telecommunication Regulatory Commission Act, 2001 along with the Companies Act, 1994. Any adverse change in the policies can affect the overall performance of the industry players.

# Financial Risk Analysis

AlphaRating performs financial analysis by dividing the financial portion into different categories which are Profitability Analysis, Liquidity Analysis, Cash flow Analysis and Capital Structure. Detailed analysis is presented below:

## Profitability Analysis

ANL is involved in Leased Bandwidth distribution, IAAS, SAAS and IP enabled value added services. While the company experienced continuous positive growth in revenue throughout the last four years period, major portion of revenue is noted to be generated from Internet Bandwidth service. However, as Internet is becoming more of a commodity product, the company intends to divert its concentration to IT enabled services and infrastructure services. This is noticed as the percentage of internet service of total revenue has gradually decreased from 2012 to 2015. In line with revenue, COS also noted to increase throughout the last four years. Diversion of interest from internet service to other IT enabled services resulted into rising cost associated with IT Support and software unit rather than internet unit and act as sole reason behind the change in Gross Profit Margin (GPM) and Operating Profit Margin (OPM) in 2015.

ANL is availing term loan, lease finance and working capital financing from a number of financial institutes and finance cost associated with these facilities covered almost 1.3% of total revenue in 2015. However, the company has already adjusted its term loan of BDT 40.00 million with LankaBangla Finance Limited. All this is expected to bring positive change in profit margin in near future. Apart from this finance charge, tax expenditure and income from other sources brought the change in Net Profit Margin.

AlphaRating considers operating profit to calculate ROA. The reason behind considering operating profit is to determine how well the company has utilized its assets to earn profit before interest and tax expense. It also measures the management's efficiency to use those assets that is introduced by the company. Conversely, ROE is calculated by dividing net profit by sponsors' equity. Here equity is comprised of paid up capital, share money deposit and retained earnings. Decrease in asset turnover of the firm is responsible for the decrease in Return on Assets (ROA) and Return on Equity (ROE).

| *FY 31 December* | *2015* | *2014* | *2013* | *2012* |
|---|---|---|---|---|
| *Revenue (BDT in Millions)* | *662.95* | *595.09* | *515.1* | *414.95* |
| *Revenue Growth (%)* | *11.40* | *15.53* | *24.14* | *23.28* |
| *Gross Profit Margin (%)* | *39.85* | *40.10* | *42.77* | *42.34* |
| *Operating Profit Margin (%)* | *21.33* | *20.31* | *21.52* | *21.30* |
| *Net Profit Margin (%)* | *18.11* | *14.26* | *16.02* | *18.06* |
| *ROA (%)* | *15.70* | *14.07* | *18.43* | *28.07* |
| *ROE (%)* | *14.38* | *14.90* | *23.23* | *27.47* |

***Data obtained from audited financial statement of 2012-2015***

| **Parameters** | **2015** | **2014** |
|---|---|---|
| Number of Employee | 327 | 298 |
| Revenue per Employee (BDT in millions) | 2.03 | 1.99 |
| Profitability per Employee (BDT in millions) | 0.81 | 0.41 |

***Productivity Parameters***

## Liquidity Analysis

Table beside shows that, the company held sufficient liquid assets to pay off its short term obligations throughout 2012 to 2015. Current assets are comprised of inventories, receivables, advances and cash & cash equivalents. It is observed that, ANL has notably reduced its receivable in the bracket of more than six months. Whereas still the company is taking on an average two months to collect its receivables from customers all in last 4 years. On the other hand, majority of the payables are of 1 to 2 months that indicates company's low outstanding liability to the creditors. However, during 2015, the company required more than 4 months to convert its stocks, receivables and payables into cash compared to the 2 months period in 2013 due to large stocks in hand.

ANL's net working capital reported to increase over the last two years. Although the rise in working capital indicates company's efficiency and short term financial health but more money tied-up in inventory and receivables could not be used to pay off obligations immediately.

| FY 31 December | 2015 | 2014 | 2013 | 2012 |
|---|---|---|---|---|
| Current Ratio (x) | 3.26 | 1.70 | 1.42 | 3.89 |
| Quick Asset Ratio (x) | 2.12 | 1.31 | 1.21 | 3.16 |
| Cash Ratio (x) | 0.26 | 0.67 | 0.30 | 0.38 |
| Trade Receivables (days) | 55.57 | 57.28 | 61.49 | 51.19 |
| Trade Payables (days) | 25.79 | 23.57 | 33.26 | 8.99 |
| Inventory Turnover (days) | 97.37 | 90.98 | 38.30 | 47.16 |
| Cash Conversion Cycle (days) | 127.15 | 124.69 | 66.53 | 89.36 |
| Net Working Capital (BDT in millions) | 211.76 | 160.03 | 61.86 | 121.70 |

***Data obtained from audited financial statement of 2012-2015***

## Cash Flow Analysis

ANL was capable of generating sufficient cash flow from operation to pay off its finance charge and debt payments in all four year of consideration.

CFO of ANL has increased by 83% due to increased level of cash received from customers, and lower finance charges.

| FY 31 December | 2015 | 2014 | 2013 | 2012 |
|---|---|---|---|---|
| CFO (BDT in Millions) | 148.52 | 81.33 | 122.84 | 23.75 |
| CFO Interest Coverage Ratio (x) | 19.75 | 3.46 | 6.82 | 8.94 |
| CFO Debt Coverage Ratio (x) | 3.88 | 0.35 | 0.62 | 1.26 |

*Data obtained from audited financial statement of 2012-2015*

## Leverage & Capital Structure Analysis

Capital structure of the company is comprised of capital introduced by the shareholders and short term & long term financing from bank and other financial institutions. As on 31st December 2015, total equity of the company stood at BDT 835.16 million (comprised of paid up capital, share premium, share money deposit and retained earnings) where as borrowings stood at BDT 38.28 million (comprised of current portion of lease liabilities and short term loan). During 2015 ANL has issued additional ordinary shares of BDT 120.00 million to the individuals and institutional investors vide BSEC letter N0: SEC/CI/CPLC-451-2013/436 as private placement.Due to this change in debt and equity financing, Debt to Equity ratio as well as financial risk associated with the business dropped in 2015.

| FY 31 December | 2015 | 2014 | 2013 | 2012 |
|---|---|---|---|---|
| Debt to Equity (x) | 0.05 | 0.40 | 0.56 | 0.07 |
| Debt to OPBITDA (x) | 0.27 | 1.91 | 1.79 | 0.21 |
| Total Liabilities to Total Assets (x) | 0.11 | 0.34 | 0.41 | 0.13 |
| NAV (BDT in Millions) | 835.16 | 569.81 | 355.27 | 272.80 |

*Data obtained from audited financial statement of 2012-2015*

# Bank Facilities & Credit History

ANL is availing external financing from LankaBangla Finance Limited and Shahjalal Islami Bank Limited, Banani branch. The company is availing BDT 2.50 million car lease financing from the LankaBangla Finance Limited. As per the financial institutions' statement, it is observed that the company has been repaying the monthly rental consistently.

Shahjalal Islami bank Limited has approved the company of BDT 290.00 million composite limit of which BDT 160.00 million of Murabaha Sight L/C (Revolving) including inner limit of BDT 150.00 million Subsequent Murabaha Post Import TR (Revolving) limit to import different items related to IT communication, and Retirement of LC documents; BDT 80.00 million of Bai-Muajjal Commercial TR (Revolving) to meet up working capital requirement for procuring IT related items or different kinds of accessories; and BDT 50.00 million of Bank Guarantee to Bid Bond for tender security, PG for execution of work order.

ANL is also availing Bank Guarantee of BDT 2.66 million from Bank Asia Limited, MCB Banani branch for the supply, installation and maintainance of Video Conferencing System for Bangladesh Army.

**Exhibit:** Bank Loan:

| Bank | Mode of facility | Limit (BDT in millions) | Outstanding (BDT in millions) |
|---|---|---|---|
| LankaBangla Finance Limited (As on 13.03.2016) | Car Lease | 2.50 | 1.18 |
| Shahjalal Islami Bank Limited (As on 22.03.2016) | Murabaha Sight LC (Revolving) | 160.00 | 7.39 |
| | Subsequent Murabaha Post Import TR (Revolving) | (150.00) | 30.61 |
| | Bai-Muajjal General (Revolving) | 120.00 | 113.20 |
| | Bank Guarantee | 50.00 | 26.64 |
| Bank Asia Limited (As on 20.03.2016) | Bank Guarantee | 2.66 | 2.66 |
| **Total** | | **335.16** | **181.68** |

### Security offered to LankaBangla Finance Limited:

- Comprehensive Insurance and Registration of the Vehicle favoring LBFL.
- Personal Guarantee of Syed Farhad Ahmed, Managing Director of the company.
- 60 nos. post dated cheques movering monthly each monthly rentals and one cheque covering the full receivables.

### Security offered to Shahjalal Islami Bank Limited:

- Personal Guarantee of all the Directors of the company.
- Shipping Documents.
- Hypothecation of stocks & receivables duly insured covering the possible risk under bank's mortgage clause.
- Creation of Registered 1st charge on fixed and floating asset of the company with RJSC.

# Management & Other Qualitative Factors

## Board of Directors

Board of Directors of the company consists of five Directors including Chairman, Managing Director, and Independent Director. The short profile of the directors is pictured below:

| Name of the Directors | Designation | Year of Experience |
|---|---|---|
| Syed Faruque Ahmed | Chairman & Nominated Director of aamra holdings ltd. | 31 Years |
| Syed Farhad Ahmed | Managing Director & CEO & Nominated Director of aamra resources ltd. | 31 Years |
| Syeda Munia Ahmed | Nominated Director of aamra holdings ltd. | 6 Years |
| Fahmida Ahmed | Nominated Director of aamra resources ltd. | 6 Years |
| Mahbub Mustafuzur Rahman | Independent Director | 35 Years |

## Senior Management

Short profile of top executives and senior management of the company is presented below:

| Name & Designation | Educational Qualification | Experience | Experience in other organizations |
|---|---|---|---|
| **Sharful Alam (COO)** | BBA from IBA, Dhaka University | 18 Years | Business Development Manager at Access TRL for 3 Years |
| **A.K.M Quamruzzaman (Company Secretary)** | M.Com and MBA | 20 Years | Company Secretary and Head of Accounts at Padma Cement Ltd. |
| **Md. Anamul Haque (CFO)** | M.Com, CA (Inter) | 19 Years | General Manager at Keya Group |
| **Md. Mahbubor Rahman (DGM Core Network)** | Masters in Computer Science | 18 Years | Assistant Manager at Information Services Networks Ltd. |
| **Khaled Ahmed Nur (DGM Technical Service)** | Bachelor in Computer Science | 14 Years | System Admin at BTS Communication Ltd. |
| **A.M. Ehsan-Ul Haque (DGM Sales)** | M.Com and MBA | 14 Years | NA |
| **Khandaker Md. Moinuddin (DGM & Head of Credit Control)** | Masters in Economics | 16 Years | Manager Export at Sharif Melamine Industries Pvt Ltd. |
| **T.M Mahbubur Rahman (Senior Manager Admin & Logistics)** | B.S.S (Hons), M.S.S | 18 Years | Executive Sales at Rangs Industries Limited |
| **Muntasir Ahmed (AGM)** | BBA | 13 Years | Executive at Market Dev Limited |
| **Mohammad Sarwar Hossain (Manager, Finance & Accounts)** | M.Com, MBA, LLB, CA (cc), ITP | 17 Years | RM Group |

## Human Resource

The company carries on its employee recruitment process following the recruitment rules guided by a set of Recruitment Policy. The recruitment policy contains a set of eligibility criteria and the qualified candidates have to go through several screening steps before getting the job. ANL stated to provide provident fund and group insurance facilities to its employees. Currently, the company reported 327 numbers of employees working with the business.

## Business Continuity & Disaster Recovery

ANL together with each of its subsidiaries and affiliates, is committed to safeguarding the interest of its clients in the event of emergency. ANL has a documented corporate policy that requires developing a Business Continuity Plan. The company's Service, Support and Technical department s have the full time responsibility of coordinating the development, testing and maintenance of all ANL Business Continuity Plans. The company also manages contracts with recovery services vendors and is responsible for management reporting on all aspects of continuity. A formal process including a continuous review of internal controls enforces the corporate policy on continuity. Company's Business Continuity Plans have been developed, tested and approved by management for all ANL's business locations and IT systems & applications. The plan is claimed to be reside in a common database and are routinely updated by Application and Support staff. Database is replicated between two geographically separated sites. Recovery resources are identified in advance and are obtained from several sources including company's own capability or from vendors under contract. The company reported to have outsourced local crisis management teams who are responsible for recording and managing any potential or actual crisis.

ANL's Business Continuity Plans address the potential impact of different levels of disruptions to the company's employees, equipments, computers and telecommunication systems. Though it is impossible to anticipate all type of disruptions that could affect the business, the company takes into account- terrorist's attacks, natural calamity, bomb threats, public transportation strikes, IT disruptions and cyber threats. The company stated maintaining back-up systems and power supplies that allow critical computer and telecommunications systems and facility functions to be maintained in case of minor disruptions. In the event of a major catastrophe, where it is not possible to conduct business from ANL's offices, the company has selected remote alternate site equipped with sufficient resources to support critical business operations. The company also stated that its networks and major business applications are replicated daily in a different geographical location, enabling it to access these systems from the remote site.

## Compliance Issues

| Particulars | Status |
|---|---|
| Trade License | 2015-2016 |
| Income Tax Certificate | 2015-2016 |
| IRC | 2015-2016 |
| ERC | 2015-2016 |
| Return to the Joint Stock of Companies | December, 2014 |
| BASIS | December, 2016 |
| ISPAB | Valid Till December, 2016 |
| BCS | Valid Till December, 2016 |
| BGCCI | Valid Till 26 March, 2016 |
| VAT | December, 2015 |
| ISO 9001:2008 | Valid Till 15 September, 2018 |
| Insurance | Valid Till 08 April, 2016 |

**END OF REPORT**

# Company Information:

## Board of Director

| | |
|---|---|
| Syed Faruque Ahmed | Chairman |
| Syed Farhad Ahmed | Managing Director |
| Syeda Munia Ahmed | Director |
| Fahmida Ahmed | Director |
| Mahbub Mustafizur Rahman | Independent Director |

## Auditor

K. M. Hasan & Co.
87, New Eskaton Road, Dhaka-1000
Phone-0152-331811

## Register Office

*Safura Tower (12th Floor) , 20, Kemal Ataturk Avenue, Banani Commercial Area, Dhaka-1213*

## Business Office

*FR Tower (17th Floor), 32 Kemal Ataturk Avenue, Banani C/A, Dhaka-1213*

## *AlphaRating's Research Methodology for Determining Corporate Credit Rating*

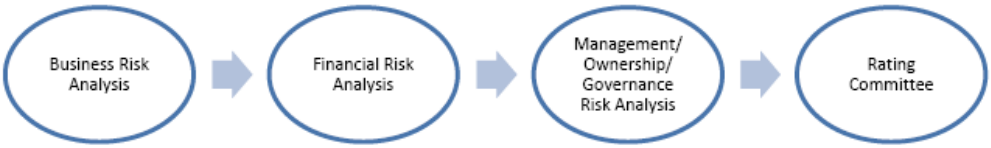


Analysis is segmented into two or three sub sectors:

- Industry Outlook
- Competitive Position
- Operational Analysis

Analysis is segmented into four sub sectors:

- Earnings
- Cash Flow Generating Ability & Debt Servicing Capacity
- Capital Adequacy
- Financial Flexibility

It is one of the key elements of the rating methodology since management decides what businesses to be in, what strategies should be pursued and how these activities should be financed.

Senior personnel review each company to determine the appropriate final credit rating.

- Review Modeling Assumption
- Approve Company-Specific Adjustments

**Rating Outlook**

| | |
|---|---|
| POSITIVE | Rating may be raised |
| NEGATIVE | Rating may be lowered |
| STABLE | Rating is likely to remain unchanged |
| DEVELOPING | Rating may be raised, lowered or remain unchanged. |

*AR-4AR-5*

***AR-1***

*AR-6AR-3*

| | |
|---|---|
| AR-1 | Strongest ability to meet Short term financial commitments |
| AR-2 | Above average ability to meet short term financial commitments |
| AR-3 | Average ability to meet Short term financial commitments |
| AR-4 | Below Average ability to meet short term financial commitments y |
| AR-5 | Well below average ability to meet short term financial commitments |
| AR-6 | Failed to meet short term financial commitments |

BB A BBB

CC **AAA** D

B AA CCC

| | |
|---|---|
| AAA | Strongest Credit Quality |
| AA | Very Strong Credit Quality |
| A | Above Average Credit Quality |
| BBB | Average Credit Quality |
| BB | Slightly Below Average Credit Quality |
| B | Weak Credit Quality |
| CCC | Very Weak Credit Quality |
| CC & C | Extremely Weak Credit Quality |
| D | Failed to Meet Rated Financial Commitment On Time or When Due |

Note Long term rating from AA to B may be modified by the inclusion of a plus (+) or minus (-) sign to indicate relative strength within the rating catergory

---------- Disclaimer ----------

The Credit Rating Report is the property of Alpha Credit Rating Limited (AlphaRating). The Rating Report and all information contained herein shall not be copied or otherwise reproduced, repackaged, further transmitted, transferred, disseminated, redistributed or resold for any purpose, in whole or in part, in any form or manner or by any means whatsoever, by any person without AlphaRating's prior written consent. The Credit Rating Report and all information contained herein is provided on the basis of information believed by AlphaRating to be accurate and reliable as derived from publicly available sources or provided by the rated entity or its agents. A credit rating is not a recommendation to buy, sell, or hold any security and no investment decision should be made solely on the basis of a credit rating. AlphaRating may make modifications and/or changes in the Credit Rating Report and all information contained herein at any time, for any reason. Under no circumstances will AlphaRating or its affiliates be liable for any special, indirect, incidental or consequential damages of any kind, including, but not limited to, compensation, reimbursement or damages on account of the loss of present or prospective profits, expenditures, investments or commitments, whether made in the establishment, development or maintenance of business reputation or goodwill, cost of substitute materials, products, services or information, cost of capital, and the claims of any third party, or for any other reason whatsoever, even if AlphaRating has been advised of the possibility of such damages. Any person making use of and/or relying on the Credit Rating Report and all information contained herein hereby acknowledges that he has read this Disclaimer and has understood it and agrees to be bound by it.

---

© Alpha Credit Rating Ltd 2016

**Application for Subscription**

1. Application for shares may be made for a minimum lot for [•] ordinary shares to the value of Tk. [•] ([•] Thousand [•] Hundred [•]) only. Prospectus may be obtained from the Registered Office of the Company, members of Dhaka Stock Exchange Limited, Chittagong Stock Exchange Limited. Applications/buy Instruction must not be for less than [•] shares. Any application/buy Instruction not meeting this criterion will not be considered for allotment purpose.

2. Joint application form for more than two (2) persons will not be accepted. In the case of joint application, each party must sign the application form.

3. An applicant for public issue of securities shall submit application/buy instruction to the Stockbroker/ Merchant Banker where the applicant maintains customer account, within the cut-off date (i.e. subscription closing date).

4. The application/buy instruction may be submitted in prescribed paper or electronic form, which shall contain the Customer ID, Name, BO Account Number, Number of Securities applied for, Total Amount and Category of the Applicant.

5. Application/buy instruction must be in full name of individuals or limited companies or trusts or societies and not in the name of firms, minors or persons of unsound mind. Application/buy instruction from insurance, financial and market intermediary companies and limited companies must be accompanied by Memorandum and Articles of Association.

6. An applicant cannot submit more than two applications, one in his/her own name and the other jointly with another person. In case, an applicant submits more than two applications, all applications will be treated as invalid and will not be considered for allotment purpose. In addition, 15% (fifteen) of the application money will be forfeited by the Commission and the balance amount will be refunded to the applicant.

7. The applicants who have applied for more than two applications using same bank account, their application will not be considered for lottery and the Commission will forfeit 15% of the subscription money.

8. Making of any false statement in the application or supplying of incorrect information therein or suppressing any relevant information in the application shall make the application liable to rejection and subject to forfeiture of 25% of the application money and/or forfeiture of share (unit) before or after issuance of the same by the issuer. The said forfeited application money or share (unit) will be deposited in account of the Bangladesh Securities and Exchange Commission (BSEC). This is in addition to any other penalties as may be provided for by the law.

9. An IPO applicant shall ensure his/her BO account remains operational till the process of IPO (including securities allotment or refund of IPO application/buy instruction) is completed. If any BO account mentioned in the application/buy instruction is found closed, the allotted security may be forfeited by BSEC.

10. Bangladeshi Nationals (including non-resident Bangladeshi Nationals working abroad) and foreign nationals shall be entitled to apply for the share.

11. Non-resident Bangladeshi (NRB) and Foreign applicants shall submit bank drafts (FDD), issued in favor of the Issuer for an amount equivalent to the application money, with their application to the concerned Stockbroker/Merchant Banker. A Non-resident Bangladeshi (NRB) and Foreign applicant may also submit a

single draft against 02(two) applications made by him/her, i.e. one in his/her own name and the other jointly with another person. The draft (FDD) shall be issued by the Bank where the applicant maintains NITA/Foreign Currency account debiting the same account. No banker shall issue more than two drafts from any NITA/Foreign Currency account for any public issue. At the same time, the applicant shall make the service charge available in respective customer account maintained with the Stockbroker/Merchant Banker.

12. The bank draft (FDD) shall be issued considering TT Clean exchange rate of Sonali Bank Ltd. on the date of publication of abridged version of prospectus.

13. The IPO subscription money collected from investors (other than non-resident Bangladeshis in US Dollar or UK Pound sterling or EURO) by the Stock Borkers/Merchant Bankers will be remitted to the '**AAMRA NETWORKS LIMITED**' (IPO) interest bearing SND Account No 1501203495396001of BRAC Bank, Bangladesh for this purpose.

14. The Application money collected from Eligible Investors (EIs) by the lead banker to the issue will be remitted to the '**AAMRA NETWORKS LIMITED**' (IPO) interest bearing escrow Account No 1501203495396001 of BRAC Bank Limited, Gulshan Branch, Bangladesh for this purpose.

15. The IPO subscription money collected from successful NRB applicants in US Dollar or UK Pound Sterling or EURO shall be deposited to three FC accounts opened by the Company for IPO purpose are as follows:

| # | Name of the FC Accounts | Currency | Account No. | Bank and Branch |
|---|---|---|---|---|
| 1. | AAMRA NETWORKS LIMITED | US Dollar | 1501203495396002 | BRAC Bank Limited<br>Gulshan Branch |
| 2. | AAMRA NETWORKS LIMITED | UK Pound Sterling | 150120349539600 | |
| 3. | AAMRA NETWORKS LIMITED | EURO | 1501203495396004 | |

16. ক্ষতিগ্রস্ত ক্ষুদ্র বিনিয়োগকারীগণ সকল পাবলিক ইস্যুতে একক অথবা যৌথ হিসাবের যে কোনটি অথবা উভয়টি হতে সংরক্ষিত কোটায় আবেদন করতে পারবেন। তবে তারা ইচ্ছা করলে ক্ষতিগ্রস্ত সংরক্ষিত কোটায় আবেদন না করে সাধারণ বিনিয়োগকারীদের জন্য নির্ধারিত কোটায়ও আবেদন করতে পারবেন।

**APPLICATIONS NOT IN CONFORMITY WITH THE ABOVE REQUIREMENTS ARE LIABLE TO BE REJECTED.**

**Step-1 (Applicant)**

1. An applicant for public issue of securities shall submit application/buy instruction to the Stockbroker/ Merchant Banker where the applicant maintains customer account, within the cut-off date (i.e. the subscription closing date), which shall be the **25th (twenty fifth) working day** from the date of publication of abridged version of prospectus.
2. The application/buy instruction may be submitted in prescribed paper or electronic form, which shall contain the Customer ID, Name, BO Account Number, Number of Securities applied for, Total Amount and Category of the Applicant. At the same time:
    a. Other than non-resident Bangladeshi (NRB) and Foreign applicants shall make the application money and service charge available in respective customer account maintained with the Stockbroker/Merchant Banker. No margin facility, advance or deferred payment is permissible for this purpose. In case the application is made through a margin account, the application money shall be deposited separately and the Stockbroker/Merchant Banker shall keep the amount segregated from the margin account, which shall be refundable to the applicant, if become unsuccessful.
    b. Non-resident Bangladeshi (NRB) and Foreign applicants shall submit bank drafts (FDD), issued in favor of the Issuer for an amount equivalent to the application money, with their application to the concerned Stockbroker/Merchant Banker. A Non-resident Bangladeshi (NRB) and Foreign applicant may also submit a single draft against 02(two) applications made by him/her, i.e. one in his/her own name and the other jointly with another person. The draft (FDD) shall be issued by the Bank where the applicant maintains NITA/Foreign Currency account debiting the same account. No banker shall issue more than two drafts from any NITA/Foreign Currency account for any public issue. At the same time, the applicant shall make the service charge available in respective customer account maintained with the Stockbroker/Merchant Banker.

**Step-2 (Intermediary)**

3. The Stockbroker/Merchant Banker shall maintain a separate bank account only for this purpose namely "Public Issue Application Account". The Stockbroker/Merchant Banker shall:
    a) post the amount separately in the customer account (other than NRB and Foreign applicants), and upon availability of fund, block the amount equivalent to the application money;
    b) accumulate all the application/buy instructions received up to the cut-off date, deposit the amount in the "Public Issue Application Account" maintained with its bank within the first banking hour of **next working day** of the cut-off date. In case of application submitted by the Stock-dealer or the Merchant Banker's own portfolio, the application amount should also be transferred to the "Public Issue Application Account";
    c) instruct the banker to block the account for an amount equivalent to the aggregate application money and to issue a certificate in this regard.
4. Banker of the Stockbroker/Merchant Banker shall block the account as requested for, issue a certificate confirming the same and handover it to the respective Stockbroker/Merchant Banker.
5. For Non-resident Bangladeshi (NRB) and Foreign applicants, the Stockbroker/Merchant Banker shall prepare a list containing the draft information against the respective applicant's particulars.
6. The Stockbroker/Merchant Banker shall prepare category wise lists of the applicants containing Customer ID, Name, BO Account Number and Number of Securities applied for, and **within 03 (three) working days**

from the cut-off date, send to the respective Exchange, the lists of applicants in electronic (text format with tilde '~' separator) format, the certificate(s) issued by its banker, the drafts received from Non-resident Bangladeshi (NRB) and Foreign applicants and a copy of the list containing the draft information.

7. **On the next working day**, the Exchanges shall provide the Issuer with the information received from the Stockbroker/Merchant Bankers, the drafts submitted by Non-resident Bangladeshi (NRB) and Foreign applicants and the list containing the draft information. Exchanges shall verify and preserve the bankers' certificates in their custody.

8. The application/buy instructions shall be preserved by the Stockbroker/Merchant Bankers up to 6 months from listing of the securities with exchange.

**Step-3 (Issuer)**

9. The Issuer shall prepare consolidated list of the applications and send the applicants' BOIDs in electronic (text) format in a CDROM to CDBL for verification. The Issuer shall post the consolidated list of applicants on its website and websites of the Exchanges. CDBL shall verify the BOIDs as to whether the BO accounts of the applicants are active or not.

10. **On the next working day**, CDBL shall provide the Issuer with an updated database of the applicants containing BO Account Number, Name, Addresses, Parents' Name, Joint Account and Bank Account information along with the verification report.

11. After receiving verification report and information from CDBL, the Issuer shall scrutinize the applications, prepare category wise consolidated lists of valid and invalid applications and submit report of final status of subscription to the Commission and the Exchanges **within 10 (ten) working days** from the date of receiving information from the Exchanges.

12. The Issuer and the issue manager shall conduct category wise lottery with the valid applications **within 03 (three) working days** from the date of reporting to the Commission and the Exchanges, if do not receive any observation from the Commission or the Exchanges.

13. The Issuer and issue manager shall arrange posting the lottery result on their websites within **06 (six) hours** and on the websites of the Commission and Exchanges within **12 (twelve) hours** of lottery.

14. Within **02 (two) working days** of conducting lottery, the Issuer shall:

    a) send category wise lists of the successful and unsuccessful applicants in electronic (text format with tilde '~' separator) format to the respective Exchange.

    b) send category wise lists of unsuccessful applicants who are subject to penal provisions as per conditions of the Consent Letter issued by the Commission in electronic (text format with tilde '~' separator) format to the Commission and Exchanges mentioning the penalty amount against each applicant.

    c) issue allotment letters in the names of successful applicants in electronic format with digital signatures and send those to respective Exchange in electronic form.

    d) send consolidated allotment data (BOID and number of securities) in electronic text format in a CDROM to CDBL to credit the allotted shares to the respective BO accounts.

**Step-4 (Intermediary)**

15. **On the next working day**, Exchanges shall distribute the information and allotment letters to the Stockbroker/Merchant Bankers concerned in electronic format and instruct them to:

    a) remit the amount of successful (other than NRB and Foreign) applicants to the Issuer's respective Escrow Account opened for subscription purpose, and unblock the amount of unsuccessful applicants;

b) send the penalty amount of other than NRB and Foreign applicants who are subject to penal provisions to the Issuer's respective Escrow Accounts along with a list and unblock the balance application money;

16. **On the next working day** of receiving the documents from the Exchanges, the Stockbrokers/Merchant Banker shall request its banker to:

    a) release the amount blocked for unsuccessful (other than NRB and foreign) applicants;
    b) remit the aggregate amount of successful applicants and the penalty amount of unsuccessful applicants (other than NRB and foreign) who are subject to penal provisions to the respective 'Escrow' accounts of the Issuer opened for subscription purpose.

17. **On the next working day** of receiving request from the Stockbrokers/Merchant Bankers, their bankers shall unblock the amount blocked in the account(s) and remit the amount as requested for to the Issuer's 'Escrow' account.

18. **Simultaneously**, the stockbrokers/Merchant Bankers shall release the application money blocked in the customer accounts; inform the successful applicants about allotment of securities and the unsuccessful applicants about releasing their blocked amounts and send documents to the Exchange evidencing details of the remittances made to the respective 'Escrow' accounts of the Issuer. The unblocked amounts of unsuccessful applicants shall be placed as per their instructions. The Stockbroker/Merchant Banker shall be entitled to recover the withdrawal charges, if any, from the applicant who wants to withdraw the application money, up to an amount of Tk. 5.00 (five) per withdrawal.

19. All drafts submitted by NRB or Foreign applicants shall be deposited in the Issuer's respective 'Escrow' accounts and refund shall be made by the Issuer by refund warrants through concerned stockbroker or merchant banker or transfer to the applicant's bank account through banking channel within 10 (ten) working days from the date of lottery.

**Miscellaneous**:

20. The Issuer, Issue Manager(s), Stockbrokers and Merchant Bankers shall ensure compliance of the above.

21. The bank drafts (FDD) shall be issued considering TT Clean exchange rate of Sonali Bank Ltd. on the date of publication of abridged version of prospectus.

22. Amount deposited and blocked in the "Public Issue Application Account" shall not be withdrawn or transferred during the blocking period. Amount deposited by the applicants shall not be used by the Stockbrokers/Merchant Bankers for any purpose other than public issue application.

23. The Issuer shall pay the costs related to data transmission, if claimed by the Exchange concerned up to an amount of Tk.2,00,000.00 (taka two lac) for a public issue.

24. The Stockbroker/Merchant Bankers shall be entitled to a service charge of Tk.5.00 (taka five) only per application irrespective of the amount or category. The service charge shall be paid by the applicant at the time of submitting application.

25. The Stockbroker/Merchant Banker shall provide the Issuer with a statement of the remittance and drafts sent.

26. The Issuer shall accumulate the penalty amount recovered and send it to the Commission through a bank draft/payment order issued in favor of the Bangladesh Securities and Exchange Commission.

27. The concerned Exchange are authorized to settle any complaints and take necessary actions against any Stockbroker/Merchant Banker in case of violation of any provision of the public issue application process with intimation to the Commission.

**All eligible Stock Brokers and Merchant Bankers shall receive the IPO Subscription.**

# APPLICATION FORM

শেয়ারবাজারে বিনিয়োগ ঝুঁকিপূর্ণ, জেনে ও বুঝে বিনিয়োগ করুন।

## APPLICATION FOR PUBLIC ISSUE

**Date:**

| | | | | | | | | | | | | | | | | | |
|---|---|---|---|---|---|---|---|---|---|---|---|---|---|---|---|---|---|
| **Name of applicant** | **:** | | | | | | | | | | | | | | | | |
| **Client Code** | **:** | | | | | | | | | | | | | | | | |
| **BO ID No.** | **:** | | | | | | | | | | | | | | | | |
| **Category of applicant** | **:** | | | | | | | | | | | | | | | | |
| **Name of the Company** | **:** | | | | | | | | | | | | | | | | |
| **Number of Shares** | **:** | **…… Shares of Tk. …… each** | | | | | | | | | | | | | | | |
| **Total amount in Tk.** | **:** | | | | | | | | | | | | | | | | |
| **Amount in word** | **:** | | | | | | | | | | | | | | | | |

**Applicants** **Authorized Officer**

## Auditors' Additional Disclosure relating to the Financial Statements for the year ended December 31, 2015

1. **It is observed from the audited financial statements prepared for the year ended December 31, 2015 that some figures for the year 01.01.2014 to 31.12.2014 have been re-stated. Provide basis and reason for such re-statements and financial impact of the same on EPS and NAV;**

   **Auditor's Disclosure:**

   Basis: Restatement has been made on the basis of Para 41 of BAS-1.

   Reason: Restatement has been made due to introduction of Worker's Profit Participation Fund (WPPF) in accordance with "Bangladesh Labour (Amendment) Act 2013".

   The financial impact on EPS and NAV is as follows:

| Particulars | Before Restatement | After Restatement |
|---|---|---|
| Earning Per Share (EPS) | BDT 3.44 | BDT 3.26 |
| Net Asset Value (NAV) per share | BDT 16.94 | BDT 16.77 |

2. **Subsequent realization of trade and other receivables as on the signing date of audit report;**

   **Auditor's Disclosure:**

| Particulars | Receivables as on 31-12-2015 | Realization up to 29-02-2016 |
|---|---|---|
| Trade and other receivables | BDT 100,924,931 | BDT 50,940,936 |

   Cut-off date considered here is February 29, 2016

3. **Details break-up of inventories in transit for sales including the name of the parties /clients and current status thereof;**

   **Auditor's Disclosure:**

   **Annexure A** contains the details break-up of inventories in transit for sales including the name of the parties /clients and current status thereof;

4. **Please mention whether you have obtained copies of balance confirmation certificates against credit sales. If not please send the same to customers/buyers and incorporate the same in the report;**

   **Auditor's Disclosure:**

   Balance of Trade and other receivables as on December 31, 2015 was BDT 100, 924,931 consist of 835 number of customers. We have sent balance confirmation letter to 145 parties whose outstanding balance as on December 31, 2015 were BDT 100,000 or above regarding trade receivables. Among them 112 customers confirmed their balance as on December 2015 are in agreement with the balance shown in the books of aamra networks limited and rest of 33 Parties given the conformation verbally.

5. **It appears from note 21 to the audited financial statements prepared for the year ended December 31, 2015 that there is an expense of BDT 75,50,021 as royalty expenses during the year which was BDT 67,02,500 in the previous year which is not clear to us. Explain the reason and basis of such expenses with reference to BAS and other applicable laws as well as mention the name of the party/organization to whom royalty has been paid;**

**Auditor's Disclosure:**

A common trade mark: "aamra, the power of we" is registered by aamra holdings limited (AHL) which is also used by aamra networks limited (ANL). ANL is paying AHL royalty fees for using the said trade mark. The calculation of two year's royalty expenses are given below:

1. 2015: Royalty is Tk. 7,550,021/= @ 8% on Net Profit Before Tax for 2014 of Tk. 94,375,261.

2. 2014: Royalty is Tk. 6,702,500/= @ 7.50% on Net Profit Before Tax for 2013 of Tk. 89,372,016.

**Basis of Other Applicable Laws:** As per Income Tax Ordinance -1984 Section 30 of para h.- Payment made for Royalty services is admissible up to 8% of Net Profit before Tax

6. **Provide revenue generated from Chittagong and Dhaka as per requirement of BFRS-8;**
**Auditor's Disclosure:**

| | **Amount in BDT** |
|---|---|
| Revenue from Chittagong | 33,534,175 |
| Revenue from Dhaka | 568,146,798 |

7. **State whether amount received from inventories in transit for sales as disclosed in note 6.2 with name of bank and date;**

**Auditor's Disclosure:**

**Annexure B** contains amount received from inventories in transit for sales as disclosed in note 6.2 with name of bank and date thereof;

8. **It appears that the company is operating under 5 (five) years renewable ISP license issued by BTRC. If the license is not renewed by the Govt. it will be a threat for the company to continue as a going concern. Explain why you have not mentioned the matter under going concern in note no.2.2;**

**Auditor's Disclosure:**

It is to be mentioned that, license from BTRC is being regularly renewed by them since 2001 and aamra networks limited has already got the renewed ISP license from BTRC for the period 30 June 2015 to 29 June 2020. It is expected that BTRC will continue the renewal of license in future.

9. **Provide detail break-up of all elements of statement of cash flows prepared for the year ended December 31, 2015;**

**Auditor's Disclosure:**

**Annexure C** contains detail break-up of all elements of statement of cash flows thereof.

**10. Compliance status on the provision of Section 09 of the Finance Act, 2015;**

**Auditor's Disclosure:**

As per the Provision of Section 09 of The Finance Act 2015- ''Income year of a company will be a period of Twelve months Commencing from the 01 July and will be ended on 30 June''. Since the inception company has been maintain it's income year from 1 January to 31 December and they had prepared and finished the Statutory Audit of the Financial Statements for the Year Ended 31 December 2015 in due course. To comply with the abovementioned provision of Finance Act -2015, ANL already prepared the Financial Statements for the period from 01 January 2016 to 30 June 2016 and we have already deputed our Audit team to ANL office to conduct the Audit.

**11. Detailed list of machineries in data centre as at 31-12-2015 with technical specification, quantity, price per unit, total price;**

**Auditor's Disclosure:**

**Annexure D** contains detailed list of machineries in data centre as at 31-12-2015 with technical specification, quantity, price per unit, total price;

**12. Which standard is followed by existing data centre and who has certified it;**

**Auditor's Disclosure:**

Tire-II standard has been followed for existing data centre which is yet to be certified.

**13. Number of customers ANL as on 31-12-15 against internet sale, software sale, website service and also mentioned name of softwares sold in 2015;**

**Auditor's Disclosure:**

| Particulars | Number of Customers |
|---|---|
| Internet sale | 1375 |
| Software sale | 585 |
| Website service | 25 |

**The following softwares were sold in 2015 :**
NoSpam Solution, School Management System, Total Office, Networking Monitoring, Ticketing System, Employee Management System (EMS) and Email & Web Hosting Solution.

**14. Specify other services provided by ANL in 2015 along with revenue generated there from;**

**Auditor's Disclosure:**

In 2015, no revenue was earned except Internet Bandwidth, Equipment Sales, IT supports & Service and Software & Website Services.

**15. Specify amount of highest & lowest MBPS that are charged by ANL during 2015 from customer against internet bandwidth services and whether it is within tariff approved by BTRC;**

**Auditor's Disclosure:**

A statement regarding amount of highest & lowest MBPS that are charged by ANL during 2015 is attached with this letter.

The rate mentioned in the statement is within the tariff plan as submitted by the company to BTRC.

**16. Specify bandwidth capacity and utilization thereof for the year ended 31-12-2015;**

**Auditor's Disclosure:**

| Internet Services | 2015 |
|---|---|
| Capacity in MBPS | 180,000 |
| Capacity Utilized in MBPS | 140,170 |

**17. Compliance of para 59 of BAS-16 regarding changing depreciation on land development expenses;**

**Auditor's Disclosure:**

There was no costs such as site dismantlement, removal and restoration was incurred with the cost of the land and land development of ANL. The land development cost of ANL includes only sand filling. Therefore, no depreciation has been charged on land development expenses.

**18. Specify whether any asset included under the head 'Property Plant & Equipment' is directly imported by the ANL or purchased locally;**

**Auditor's Disclosure:**

Under the head 'Property Plant & Equipment' only Computer and Computer Equipment of ANL have been imported from abroad.

Other than Computer and Computer Equipment all the assets are purchased locally.

**19. Detailed list of infrastructure & backbone equipments available with ANL as on 31-12-2015 including names of equipments, technical specification, country of origin, number of unit, original rate per unit, total original cost and whether these are imported directly or purchased locally;**

**Auditor's Disclosure:**

**Annexure E** contains detailed list of infrastructure & backbone equipments available with ANL as on 31-12-2015 thereof;

**20. Mention during the year 2015 for what purpose data centre is used by ANL and how much revenue is generated from data centre with list of customers;**

**Auditor's Disclosure:**

During the year 2015 data center is used by ANL for own purpose only as a result no revenue was genered from Data centre.

**21. Confirm that during 2015 aamra networks limited (ANL) sold internet bandwidth to only 'Corporate Customers' and there is no 'home user' or 'retail customer' of ANL;**

**Auditor's Disclosure:**

After due verification, we do hereby confirm that during 2015, aamra networks limited (ANL) sold internet bandwidth to only 'Corporate Customers' and there is no 'home user' or 'retail customer' of ANL

**22. NAV, EPS, NPAT of ACE IT Ltd. as on 24-09-2013 (sale data of ACE IT Ltd.) and 31-12-2012;**

**Auditor's Disclosure:**

As per Audited Financial Statements of ACE IT Networks Ltd. provided by aamra networks ltd, we have found that the accounting year of ACE IT Networks Ltd. ends on June 30. It is mentionable here that no valuation was carried out on 24-09-2013 (sale date of ACE IT Networks Ltd.). As per the audited financial statements of ACE IT NETWORK , NAV, EPS and NPAT for the year 2013 and 2012 are as below :

| Particulars | 30-Jun-13 | 30-Jun-12 |
|---|---|---|
| NAV per share (Face value per share BDT 100) | 773.16 | 736.51 |
| EPS (Total number of share 10,000) in BDT | 36.65 | 38.23 |
| NPAT in BDT | 366,458 | 382,314 |

However, it is mentionable that ACE IT Networks Ltd. declared cash dividend on 05, September 2013. Considering the dividend, the NAV per share would be BDT 109.86.

**23. List of equipments sold by ANL during 2015 with technical specifications, names, addresses of customers, prices thereof and compliance of condition 3.25 of the BTRC license;**

**Auditor's Disclosure:**

**Annexure F** contains detailed list of equipments sold by ANL during 2015 with technical specifications, names, addresses of customers, prices thereof;

ANL have sold the equipments by purchasing those from local sources as mentioned in the Annexure - F. Thus compliance of condition 3.25 of the BTRC license have been duly complied.

**24. Information as per schedule XI of the Companies Act, 1994 regarding trade receivables;**

**Auditor's Disclosure:**

| | 2015 | 2014 |
|---|---|---|
| Debts exceeding 6 months | - | 4,763,974 |
| Other debts less provision | 100,924,931 | 88,621,459 |
| | **100,924,931** | **93,385,433** |
| **(i)** Receivable Considered good in respect of which the Company is fully secured. | 100,924,931 | 93,385,433 |
| **(ii)** Receivables considered good in respect of which the Company holds no security other than the debtor personal security. | - | - |

| | | |
|---|---|---|
| **(iii)** Receivable considered doubtful or bad | - | - |
| Receivables due by common management | - | - |
| **(iv)** The maximum amount of receivable due by any director or other officer of the company | - | - |
| | **100,924,931** | **93,385,433** |

**25. Break-up of others income shown in Cash Flow Statement;**

**Auditor's Disclosure:**

**Others income:**

| | |
|---|---|
| Interest on bank deposit | 804,235 |
| Interest on FDR | 3,604,276 |
| | **4,408,511** |

**26. Technical specification of computer softwares shown in note-5;**

**Auditor's Disclosure:**

**Technical Specifications of Computer Software**

As being a ISP, ANL have purchased & implemented the OpManager Enterprise to strengthen more of backbone system & IT infrastructure with 24/7 proactive monitoring. ANL also designed the system such as to ensure their customers stable network efficiency and reducing network disruptions, hence increasing Customer satisfaction.

ANL have procured the OpManager into 3 different phases as below :

**First Phase**

| Module |
|---|
| ManageEngine OpManager Essential Edition - Perpetual Licensing Model - Single Installation license fee for Unlimited Devices Pack |
| ManageEngine OpManager Essential Edition - Perpetual Licensing Model - Single Installation License fee for Unlimited Used IP Addresses and Switch Ports in IPAM & SPM (Plug-in) |
| ManageEngine OpManager - Perpetual Licensing Model - Single Installation license fee for 5000 NCM Devices (Plug-in) |
| ManageEngine OpManager - Perpetual Licensing Model - Single Installation License fee for Root Cause Analysis (Add-on) |
| ManageEngine OpManager - Perpetual Licensing Model - Annual Maintenance and Support fee for Root Cause Analysis (Add-on) |
| ManageEngine OpManager - Perpetual Licensing Model - Annual Maintenance and Support fee for 5000 NCM Devices (Plug-in) |
| ManageEngine OpManager Essential Edition - Perpetual Licensing Model - Annual Maintenance and Support fee for Unlimited Used IP Addresses and in Switch Ports IPAM & SPM (Plug-in) |

**Second phase**

| Module |
|---|
| ManageEngine OpManager Essential Edition - Perpetual Licensing Model - Single Installation license fee for 750 NFA Interfaces (Plug-in) |
| ManageEngine OpManager Essential Edition - Perpetual Licensing Model - Annual Maintenance and Support fee for 750 NFA Interfaces (Plug-in) |
| ManageEngine OpManager - Perpetual Licensing Model - Annual Maintenance and Support fee for 5000 NCM Devices (Plug-in) |

**Third phase**

| Module |
|---|
| ManageEngine OpManager Essential Edition - Perpetual Licensing Model - Single Installation License fee for Unrestricted Monitors APM (Plug-in) |
| ManageEngine OpManager Essential Edition - Perpetual Licensing Model - Annual Maintenance and Support fee for Unrestricted Monitors APM (Plug-in) |
| ManageEngine OpManager Essential Edition - Perpetual Licensing Model - Single Installation License fee for End User Monitoring (EUM) Add-On APM (Plug-in) |
| ManageEngine OpManager Essential Edition - Perpetual Licensing Model - Annual Maintenance and Support fee for End User Monitoring (EUM) Add-On APM (Plug-in) |
| ManageEngine OpManager Essential Edition - Perpetual Licensing Model - Annual Maintenance and Support fee for Unlimited Devices Pack (standard polling rate) |
| ManageEngine OpManager Essential Edition - Perpetual Licensing Model - Single Installation license fee for Unlimited Devices Pack |
| ManageEngine OpManager Essential Edition - Perpetual Licensing Model - Single Installation License fee for Unlimited Used IP Addresses and Switch Ports in IPAM & SPM (Plug-in) |

**27. Quantity of inventories-in-transit and subsequent realization thereof with bank names, cheque numbers & dates;**

**Auditor's Disclosure:**

**Annexure G** contains quantity of inventories-in-transit and subsequent realization thereof with bank names, cheque numbers & dates thereof;

**28. NPAT, EPS for the year ended 31-12-15 charging depreciation on land development from inception;**

**Auditor's Disclosure:**

Our reply for the query no. 17 is referred here in this regards. As no depreciation was charged on land development expenses of ANL so there was no impact in the NPAT and EPS from inception.

**29. State how you have confirmed balance of trade & other receivables (Note-7), name wise schedule of trade and other receivables having outstanding balance of more than TK. 1,00,000.00 with subsequent realization thereof;**

**Auditor's Disclosure:**

Balance of Trade and other Receivables as on December 31, 2015 was BDT 100, 924,931 consist of 835 number of customers. We have send balance confirmation letter to 145 parties whose outstanding balance as on December 31, 2015 were BDT 100,000 or above regarding trade receivables. Among them 112 customers confirmed their balance as on December 2015 are in agreement with the balance shown in the books of ANL and rest of 33 Parties given their conformation verbally.

Name wise schedule of trade and other receivables having outstanding balance of more than TK. 1,00,000.00 with subsequent realization thereof are shown in the **Annexure H.**

**30. Details of land development cost;**

**Auditor's Disclosure:**

**Details of land and land development cost are as follows:**

| | |
|---|---|
| Deed Value | 166,850,000 |
| Registration Cost | 23,389,237 |
| **Land development cost** | |
| Sand Filling: local sand, soil, with labor & carrying (CFT 456,718 @ BDT 17.75) | 8,105,277 |
| | **198,344,514** |

**31. Month-wise gross sales & amount of VAT;**

**Auditor's Disclosure:**

**Annexure I** contains month-wise gross sales & amount of VAT thereof;

**32. Name-wise schedule of advance against suppliers with date of advance, subsequent position thereof;**

**Auditor's Disclosure:**

**Annexure J** contains name-wise schedule of advance against suppliers with date of advance, subsequent position thereof;

**33. Name-wise schedule with quantity of bandwidth & equipment purchased as shown in note 22.1, 22.3;**

**Auditor's Disclosure:**

**Annexure K** contains name-wise schedule with quantity of bandwidth & equipment purchased as shown in note 22.1, 22.3 thereof;

**34. Total quantity of internet bandwidth sale during the year 2015;**

**Auditor's Disclosure:**

| Internet Services | 2015 |
|---|---|
| Internet bandwidth sales in mbps | 140,170 |

**35. Details of research & development expenses, communication expenses, business development & marketing expenses;**

**Auditor's Disclosure:**

**Research & development expenses:**

Product for R&D Lab for testing and development purpose :

| Description | Amount in Tk. |
|---|---|
| Cisco 2960 24pt 10/100 Switch +2 GigE, WS-C2960-24TT-L | 320,440 |
| Cisco 5508 Series Wireless Controller for up to 25 APs, AIR-CT5508-25-K9 | 1,791,684 |
| Cisco 5508 Series Wireless Controller for up to 12 APs ,AIR-CT5508-12-K9 | 2,553,218 |
| CISCO 2100 Series W LAN Controller for up to 6 Lightweight APs, AIR-WLC2106-K9 | 1,012,020 |
| JUNIPER NETWORKS 24-port 10/100/1000BASE-T Ethernet Switch EX2200-24P-4G | 552,460 |
| JUNIPER NETWORKS EX2200 Ethernet switch EX2200-48P-4G | 882,925 |
| JUNIPER NETWORKS EX2500, 24-port 1000BaseX/10GBaseX SFP+ EX2500-24F-BF | 1,945,014 |
| Barracuda Email Security Gateway | 325,962 |
| | **9,383,723** |

| | |
|---|---|
| **Communication expenses:** | |
| Mobile Bill | 1,338,328 |
| Wimax Connection Bill | 373,814 |
| | **1,712,142** |

| | |
|---|---|
| **Business development & marketing expenses:** | |
| Advertising Expense | 845,631 |
| Gift & Reward | 1,568,403 |
| | **2,414,034** |

**36. List of vehicles with oil, fuel & lubricants used during 2015 by each vehicle and whether they run with CNG;**

**Auditor's Disclosure:**

In the head of “Vehicles oil, fuel & lubricants” includes the expenditures related to fuel (Oil and CNG ), lubricants as well as the repair & maintenance of vehicles, renewal fees and vehicle rent.

**Annexure- L** contains the details of the list of vehicles with oil, fuel & lubricants use during the year 2015.

**37. It appears from note 23.2.1 that ANL has discontinued receiving services from aamra holdings limited for internal audit, legal, secretarial, taxation, investment, branding and finance related services from 30-09-2015 for which TK. 1,22,49,919.00 were incurred. State from 01-10-2015 to 31-12-2015 how much expenditures were incurred for these purposes and how they were accounted for. Also provide list of new employees recruited from 01-10-2015 to 31-12-2015 for performing such services.**

**Auditor's Disclosure:**

Other than branding no expenditures were incurred for these purpose as those services were carried out by the existing employees. This was accounted as business development & marketing expenses. Total expenditure from 01-10-2015 to 31-12-2015 was BDT 2,414,034 for this purpose.

It is mentionable that, though the management decided not to continue the relationship and management expense with aamra holdings limited from October 01, 2015 but they were assessing and developing the capacity of the current human resources from long before to find out whether they were capable to carry out those responsibilities which are mentioned in note 23.2.1 of audit report of ANL. The management had initiated many in-house assessment for capacity built up of its employees. Subsequently, the management decided not to continue the relationship and management expense with aamra holdings limited once the current employees were ready to bear out the responsibilities. Also Corporate Governance is well practiced in ANL and the Company has a well-placed organogram. Thus the Company is now emphasizing more on the development of its current employees and bring out their best rather seeking services from other parties. As a result during the period of 01-10-2015 to 31-12-2015 no employee has been recruited for providing services mentioned in note 23.2.1.

Place: Dhaka

Date: 27th September 2016

**Sd/-**

**K. M. HASAN & CO.**

Chartered Accountants

**Annexure A:**

Details break-up of inventories in transit for sales including the name of the parties /clients and current status thereof:

| Sl/No. | Name of clients | As on 31.12.2015 (Taka) | As on 31.08.2016 (Taka) |
|---|---|---|---|
| 1 | ACI Godrej Agrovet Private Limited | 347,671 | - |
| 2 | Actionaid Bangladesh | 47,592 | - |
| 3 | ANANTA GROUP LTD | 63,697 | - |
| 4 | Apollo Hospitals Dhaka | 17,200 | - |
| 5 | Augere Wireless Broadband Bangladesh Ltd. | 425,000 | - |
| 6 | Bangladesh Economic Zones Authority (BEZA) | 1,815,015 | - |
| 7 | Bangladesh Edible Oil Limited. | 164,758 | - |
| 8 | Bangladesh Export Processing Zones , Authority BEPZA | 8,339,959 | - |
| 9 | Bangladesh International Tutorial Ltd. | 336,831 | - |
| 10 | Bangladesh Youth Leadership Center | 62,993 | - |
| 11 | Berger Paints Bangladesh Ltd. | 251,429 | - |
| 12 | Berger Paints Bangladesh Ltd. | 42,711 | - |
| 13 | Biman Bangladesh Airlines Ltd. | 370,579 | - |
| 14 | Biman Bangladesh Airlines Ltd. | 36,498 | - |
| 15 | BRAC | 136,640 | - |
| 16 | BRAC Bank Limited. | 109,725 | - |
| 17 | BRACnet | 384,000 | - |
| 18 | DEBENHAMS HONG KONG LIMITED | 305,550 | - |
| 19 | DEBENHAMS HONG KONG LIMITED | 2,170,733 | - |
| 20 | Dekko Bottom Division | 182,946 | - |
| 21 | Dressmen | 518,500 | - |
| 22 | Dutch Club Dhaka | 25,323 | - |
| 23 | e.Gen Consultants Ltd. | 416,500 | - |
| 24 | Edotco Bangladesh Co. Ltd. | 86,135 | - |
| 25 | Envoy Textile Limited. | 366,590 | - |
| 26 | Halliburton International Inc. | 98,522 | - |
| 27 | Hellmann World Wide Logistics. | 36,208 | - |
| 28 | ICDDR'B | 102,499 | - |
| 29 | JMS Garments Ltd. | 477,619 | - |
| 30 | Korean EPZ (KEPZ) Corporation Bd. Ltd | 247,714 | - |
| 31 | Lanka Bangla Asset Management Company Ltd. | 56,568 | - |
| 32 | Marico Bangladesh Limited. | 2,429 | - |
| 33 | Marico Bangladesh Limited. | 26,714 | - |
| 34 | Masco Cottons Ltd. | 95,200 | - |
| 35 | Masco Exports Ltd. | 38,048 | - |
| 36 | Metlife | 1,794,697 | - |
| 37 | MetroNet Bangladesh Limited | 807,619 | - |
| 38 | MetroNet Bangladesh Limited | 298,310 | - |
| 39 | MRB Bangladesh PVT. Ltd. | 110,500 | - |
| 40 | NewZealand Dairy Products Bangladesh Ltd. | 947,513 | - |
| 41 | Orion Power Dhaka Ltd. | 347,671 | - |
| 42 | Rising Group | 76,002 | - |
| 43 | RSPL Health BD Ltd. | 24,757 | - |
| 44 | Sainsbury's Asia Limited | 10,332 | - |
| 45 | Sanmar Group | 647,619 | - |
| 46 | Sea Pearl Hotel | 6,956,515 | 6,956,515 |
| 47 | Shanta Properties Ltd. | 51,877 | - |
| 48 | Sheltech Technologies Limited. | 262,947 | - |
| 49 | Shimizu Corporation | 31,346 | |
| 50 | STS Educational Group Ltd. | 560,744 | - |
| 51 | STS Educational Group Ltd. | 370,311 | - |
| 52 | Techstar Packaging Pvt Ltd | 11,025 | - |
| 53 | Tex Services (Bangladesh) Limited | 186,000 | - |
| 54 | Union Group | 956,388 | - |
| 55 | Universal Menswear Ltd. | 407,015 | - |
| 56 | Varner Retail Bangladesh | 106,696 | - |
| 57 | Viyellatex Limited | 396,667 | - |
| | **Total** | **33,568,647** | **6,956,515** |

**Annexure B:**

Amount received from inventories in transit for sales as disclosed in note 6.2 with name of bank and date thereof:

| Sl/No. | Name of clients | Received amount on invoice (BDT) | Name of Bank | 1st Cheque No. | 2nd Cheque No. | 3rd Cheque No. | 1st Date | 2nd date | 3rd Date |
|---|---|---|---|---|---|---|---|---|---|
| 1 | ACI Godrej Agrovet Private Limited | 540,000 | BAL | EFT | - | - | 6/16/2016 | - | - |
| 2 | Actionaid Bangladesh | 62,465 | BAL | BEFTN | - | - | 2/22/2016 | - | - |
| 3 | ANANTA GROUP LTD | 85,900 | BAL | 2550366 | - | - | 6/29/2016 | - | - |
| 4 | Apollo Hospitals Dhaka | 22,575 | BAL | 9201232 | - | - | 6/26/2016 | - | - |
| 5 | Augere Wireless Broadband Bangladesh Ltd. | 525,000 | BAL | 6849503 | 794561 | - | 2/4/2016 | 2/23/2016 | - |
| 6 | Bangladesh Economic Zones Authority (BEZA) | 3,267,783 | DBBL | 2045362 | - | - | 5/18/2016 | - | - |
| 7 | Bangladesh Edible Oil Limited. | 200,000 | BAL | EFT | - | - | 4/12/2016 | - | - |
| 8 | Bangladesh Export Processing Zones , Authority BEPZA | 10,592,247 | BAL | 2129033 | - | - | 8/17/2016 | - | - |
| 9 | Bangladesh International Tutorial Ltd. | 494,506 | BAL | 6662210 | 0621547 | - | 3/24/2016 | 9/7/2016 | - |
| 10 | Bangladesh Youth Leadership Center | 107,011 | BAL | 0548525 | 0548571 | - | 4/12/2016 | 5/25/2016 | - |
| 11 | Berger Paints Bangladesh Ltd. | 330,000 | BAL | 3690386 | - | - | 3/10/2016 | - | - |
| 12 | Berger Paints Bangladesh Ltd. | 82,500 | BAL | 3729778 | - | - | 6/19/2016 | - | - |
| 13 | Biman Bangladesh Airlines Ltd. | 457,774 | BAL | 7494123 | - | - | 6/30/2016 | - | - |
| 14 | Biman Bangladesh Airlines Ltd. | 59,830 | BAL | 7494123 | - | - | 6/30/2016 | - | - |
| 15 | BRAC | 168,790 | BAL | EFT | - | - | 6/15/2016 | - | - |
| 16 | BRAC Bank Limited. | 125,000 | BAL | EFT | - | - | 5/25/2016 | - | - |
| 17 | BRACnet | 480,000 | BAL & Shahjal al | 2010086 | 0748221 | - | 3/13/2016 | 1/13/2016 | - |
| 18 | DEBENHAMS HONG KONG LIMITED | 579,687 | DBBL | 11025263 | - | - | 3/16/2016 | - | - |
| 19 | DEBENHAMS HONG KONG LIMITED | 4,317,242 | DBBL | EFT | EFT | - | 7/20/2016 | 7/28/2016 | - |
| 20 | Dekko Bottom Division | 225,992 | BAL | 5833223 | - | - | 6/30/2016 | - | - |
| 21 | Dressmen | 640,500 | BAL | 7849890 | 7849888 | - | 3/15/2016 | 2/11/2016 | - |
| 22 | Dutch Club Dhaka | 46,026 | BAL | 1978980 | - | - | 3/13/2016 | - | - |
| 23 | e.Gen Consultants Ltd. | 514,500 | BAL | 3795884 | - | - | 2/29/2016 | - | - |
| 24 | Edotco Bangladesh Co. Ltd. | 159,916 | BAL | 681208 | - | - | 4/4/2016 | - | - |
| 25 | Envoy Textile Limited. | 525,000 | DBBL | BEFTN | - | - | 2/22/2016 | - | - |
| 26 | Halliburton International Inc. | 203,963 | BAL | 0525459 | - | - | 4/20/2016 | - | - |
| 27 | Hellmann World Wide Logistics. | 38,000 | BAL | 0985870 | - | - | 6/19/2016 | - | - |
| 28 | ICDDR'B | 154,350 | BAL | 0867693 | - | - | 5/25/2016 | - | - |
| 29 | JMS Garments Ltd. | 590,000 | DBBL | 7331346 | 8317235 | - | 1/30/2016 | 1/21/2016 | - |
| 30 | Korean EPZ (KEPZ) Corporation Bd. Ltd | 306,000 | DBBL | 7497245 | - | - | 5/29/2016 | - | - |
| 31 | Lanka Bangla Asset Management Company Ltd. | 78,750 | BAL | 9365327 | - | - | 6/13/2016 | - | - |
| 32 | Marico Bangladesh Limited. | 3,000 | BAL | EFT/BC | - | - | 4/18/2016 | - | - |

| | | | | | | | | | |
|---|---|---|---|---|---|---|---|---|---|
| 33 | Marico Bangladesh Limited. | 33,000 | BAL | EFT | - | - | 5/19/2016 | - | - |
| 34 | Masco Cottons Ltd. | 124,950 | BAL | 2758137 | - | - | 2/16/2016 | - | - |
| 35 | Masco Exports Ltd. | 47,000 | BAL | CASH | - | - | 5/24/2016 | - | - |
| 36 | Metlife | 2,428,027 | BAL | EFT | - | - | 6/21/2016 | - | - |
| 37 | MetroNet Bangladesh Limited | 1,060,000 | BAL | 1244618 | 1785650 | - | 1/18/2016 | 3/15/2016 | - |
| 38 | MetroNet Bangladesh Limited | 368,500 | BAL | 2553380 | - | - | 6/9/2016 | - | - |
| 39 | MRB Bangladesh PVT. Ltd. | 136,500 | BAL | EFT | - | - | 2/29/2016 | - | - |
| 40 | NewZealand Dairy Products Bangladesh Ltd. | 1,158,150 | BAL | 3724510, | 3677014 | - | 5/25/2016 | 2/9/2016 | - |
| 41 | Orion Power Dhaka Ltd. | 578,200 | BAL | 0106051 | - | - | 6/27/2016 | - | - |
| 42 | Rising Group | 89,250 | BAL | CASH | - | - | 5/31/2016 | - | - |
| 43 | RSPL Health BD Ltd. | 57,988 | DBBL | EFT | - | - | 6/8/2016 | - | - |
| 44 | Sainsbury's Asia Limited | 12,763 | BAL | 0003669 | - | - | 2/3/2016 | - | - |
| 45 | Sanmar Group | 800,000 | DBBL | 6340852 | 6340853 | 5748855 | 2/17/2016 | 3/10/2016 | 6/14/2016 |
| 46 | Shanta Properties Ltd. | 61,600 | BAL | 0093000 | - | - | 4/6/2016 | - | |
| 47 | Sheltech Technologies Limited. | 577,500 | BAL | 4457570 | - | - | 6/28/2016 | - | |
| 48 | Shimizu Corporation | 37,701 | BAL | 2031993 | - | - | 5/19/2016 | - | |
| 49 | STS Educational Group Ltd. | 782,216 | BAL | 6141340 | 5120178 | - | 4/25/2016 | 5/2/2016 | |
| 50 | STS Educational Group Ltd. | 681,030 | BAL | 6140992 | 5120164 | - | 4/17/2016 | 9/8/2016 | |
| 51 | Techstar Packaging Pvt Ltd | 18,000 | BAL | 0823012 | - | - | 5/18/2016 | - | |
| 52 | Tex Services (Bangladesh) Limited | 315,241 | BAL | 7715013 | - | - | 6/21/2016 | - | |
| 53 | Union Group | 1,460,899 | DBBL | 7216147 | 4520847 | 8632430 | 6/29/2016 | 7/5/2016 | 1/7/2016 |
| 54 | Universal Menswear Ltd. | 590,000 | DBBL | 0128285 | - | - | 2/29/2016 | - | |
| 55 | Varner Retail Bangladesh | 131,801 | BAL | 0934585 | - | - | 1/25/2016 | - | |
| 56 | Viyellatex Limited | 490,000 | BAL | 0026685 | - | - | 5/25/2016 | - | |
| **Total** | | **38,024,623** | - | - | - | - | - | - | - |

**N. B:** BAL = Bank Asia Limited

DBBL = Dutch Bangla Bank Limited

EFT = Electronic funds transfer

BEFTN = Bangladesh Electronic Funds Transfer Network

**Annexure c:**

Detail break-up of all elements of statement of cash flows thereof:

| | | Amount in Taka |
|---|---|---|
| **A.** | **Cash flows from operating activities** | **2015** |
| **1.** | **Cash Receipts from customers & other income** | |
| | Net Revenue | 662,948,637 |
| | Add: Beginning trade and other receivables | 93,385,433 |
| | | **756,334,070** |
| | Less: Ending trade and other receivables | (100,924,931) |
| | Cash Receipts from customers | 655,409,139 |
| | Add: Cash receipts from other income | 4,408,511 |
| | **Total** | **659,817,649** |
| **2.** | **Cash Paid to supplier & others** | |
| | Cost of goods sold & services | 398,746,169 |
| | Add: Ending inventories | 106,367,669 |
| | Add: Beginning trade and other payables | 23,021,372 |
| | | **528,135,209** |
| | Less: Beginning inventories | (88,861,037) |
| | Less: Ending trade and other payables | (28,169,791) |
| | Less: Amortization | (7,011,149) |
| | Less: Depreciation | (42,531,524) |
| | **Total** | **361,561,709** |
| **3.** | **Cash paid for operating expenses** | |
| | Operating expenses | 122,791,162 |
| | Add: Ending advance, deposit & prepayments (Note-8.2) | 45,061,113 |
| | Add: Beginning accrued expenses | 17,577,849 |
| | | **185,430,124** |
| | Less: Beginning advance, deposit & prepayments (Note-8.2) | (31,817,335) |
| | Less: Ending accrued expenses | (8,514,706) |
| | Less: Depreciation | (15,122,023) |
| | **Total** | **129,976,059** |
| **4.** | **Finance cost paid** | |
| | Interest & bank charge paid during the year | 8,493,527 |
| | **Total** | **8,493,527** |
| **5.** | **Advance Income tax paid** | |
| | Income Tax expenses for the year | 3,903,578 |
| | Add : Opening provision | 6,149,415 |
| | Less : Closing provision | (7,904,021) |
| | Less : Opening AIT | (19,795,098) |
| | Add : Closing AIT | 28,915,301 |
| | **Total** | **11,269,175** |

**C. Cash flows from financing activities**

**1. Proceeds from issue of share capital**

| | | |
|---|---|---|
| Share capital | | 120,000,000 |
| Share premium | | 163,800,000 |
| Share money deposit | | (133,862,500) |
| **Total** | | **149,937,500** |

**2. Share issue cost paid**

| | | |
|---|---|---|
| Issue management services fees | | 3,263,700 |
| Pay order & bank charge | | 10,058 |
| Professional Fee | | 70,435 |
| Arranger fee | | 1,188,000 |
| Consent fee | | 136,000 |
| | | 4,668,193 |
| Less : Advances: | | |
| Consent fee | 136,000 | |
| Professional Fee | 25,000 | 161,000 |
| **Total** | | **4,507,193** |

**Annexure D:**

Detailed list of machineries in data centre as at 31-12-2015 with technical specification, quantity, price per unit, total price;

| Name of Machinery | Nos. of machine | Date of Purchase | Country of origin | Technical specification | Per unit cost (Amount in BDT) | Total purchase price with other cost (Amount in BDT) |
|---|---|---|---|---|---|---|
| Storage server | 1 | 30-Apr-12 | USA | RP Collabaration, Model: 1800 IP (RMX | 2,286,300 | 2,286,300 |
| Cisco Security Appliance | 2 | 17-May-12 | USA | Security Appliance, Brand: Cisco, Model: ASA5512-K9 | 190,000 | 380,000 |
| Cisco Switch | 6 | 17-May-12 | USA | 48 port, Brand: Cisco, Model: WS-C2960X-48FPS-L | 71,258 | 427,547 |
| Wireless Router | 10 | 12-Apr-12 | USA | Model: WNR1000; Band: 2.4GHz, Throughput: 150Mbps | 2,963 | 29,630 |
| Cerkitbraker | 4 | 12-Apr-12 | China | MCCB TP 63A, Brand: ABB | 7,393 | 29,570 |
| Out door IR Camera 16mm | 1 | 12-Apr-12 | China | Brand: Hikvision, resolution: 1.3MP | 13,000 | 13,000 |
| Door Exit, EM Lock & Exit Switch Steel | 1 | 12-Apr-12 | Local | Brand: Matric, Model: Cosec Fop, CPE Em prox | 53,760 | 53,760 |
| Recording Server | 2 | 12-Apr-12 | USA | Brand: 24 Online, Model: CAR-3030 | 206,425 | 412,850 |
| HDD, Mother Board, Processar & RAM | 6 | 12-Apr-12 | USA | Desktop Computer, Brand: HP | 17,649 | 105,893 |
| Fixed tray | 1 | 2-Apr-12 | China | Local | 3,000 | 3,000 |
| Connectror | 90 | 12-Apr-12 | China | Cat-6 RJ45 connector | 40 | 3,600 |
| Keystone jack | 80 | 12-Apr-12 | China | Brand: Panduit | 490 | 39,200 |
| Wire Management Panel | 3 | 12-Apr-12 | China | Size: 1U, Enclosure Type: Steel, Standard: EIA-RS310-D | 21,974 | 65,922 |
| Face plate | 58 | 12-Apr-12 | China | Brand:Panduit | 118 | 6,844 |
| Patch panel manager | 4 | 12-Apr-12 | China | Size: 1U, Enclosure Type: Steel, Front mount | 9,360 | 37,440 |
| Power Inverter | 2 | 12-Apr-12 | China | 1000 VA Sine wave Inverter | 15,225 | 30,450 |
| Battery-12V-40 AH | 2 | 12-Apr-12 | China | Brand: FIAM, Deep Cycle Sealed lead acid battery | 20,425 | 40,850 |
| UPS | 2 | 12-Apr-12 | China | Brand: Kstar, Capacity 1KVA with 2hrs Battery Backup | 67,165 | 134,330 |
| Rack | 2 | 30-Apr-12 | China | 42U Network Cabinet, Brand: APC Model: AR 3100 | 192,000 | 384,000 |
| Rack | 1 | 30-Apr-14 | China | 42U Network Cabinet, Brand: APC Model: AR 3100 | 192,000 | 192,000 |
| Server | 1 | 30-Apr-14 | USA | Model: PowerVault 140, Brand: DELL | 2,000,000 | 2,000,000 |
| Switch | 3 | 24-Nov-15 | China | Manageable Switch 48 Port, Brand: Cisco, Model: SRW248G4-K9-EU | 30,625 | 91,875 |
| 1 port wall plate & Keystone Jack | 9 | 24-Mar-15 | USA | Brand: Panduit | 121 | 1,092 |
| 15U Rack | 1 | 16-Mar-15 | China | Brand: Toten | 14,560 | 14,560 |
| 24 port POE switch | 8 | 25-Mar-15 | China | PoE Switch 24 - Port, Model: DES-1210-29P, | 20,891 | 167,128 |

| | | | | | | |
|---|---|---|---|---|---|---|
| | | | | Brand: D-Link | | |
| 24 port switch | 1 | 5-Mar-15 | China | Manageable Switch 48 Port, Brand: Cisco, Model: SRW248G4-K9-EU | 24,960 | 24,960 |
| 2U Patch panel Manager | 1 | 10-Mar-15 | USA | Brand: Raxxas; | 3,432 | 3,432 |
| 2U Wire Manager | 1 | 21-Mar-15 | USA | Safenet | 1,716 | 1,716 |
| 8 port Unmanage switch | 2 | 30-Mar-15 | China | Brand: Zyxell | 13,520 | 27,040 |
| 8GB DDR3 DUEL Server | 1 | 30-Mar-15 | USA | Server (NAS), Brand: QNAP, Model: TS-420U | 95,680 | 95,680 |
| 9U Rack | 1 | 10-Mar-15 | China | Brand: Toten | 9,360 | 9,360 |
| 9U Rack | 1 | 16-Mar-15 | China | Brand: Toten | 9,360 | 9,360 |
| Battery | 5 | 1-Oct-15 | Local | Brand: MCA, Sealed lead acid battery | 12,180 | 60,900 |
| Battery -12V-7 AH | 1 | 2-Mar-15 | Local | Brand: MCA, Sealed lead acid battery | 4,940 | 4,940 |
| Battery-12V-100 AH | 1 | 2-Mar-15 | Local | Brand: FIAM, Deep Cycle Sealed lead acid battery | 28,080 | 28,080 |
| Battery-12V-40 AH | 2 | 23-Mar-15 | Local | Brand: FIAM, Deep Cycle Sealed lead acid battery | 22,302 | 44,604 |
| Bullet Camera | 4 | 16-Mar-15 | USA | Brand: Matrix, Model: CIBR13FL4OCW | 6,968 | 27,872 |
| Car5e Keystone jack, | 648 | 21-Mar-15 | USA | Brand: Panduit | 350 | 226,742 |
| CC Camera | 12 | 7-Oct-15 | China | Camera Mover, Brand:PTS, Model:PTS-303 | 16,078 | 192,937 |
| Cerkitbraker | 3 | 2-Mar-15 | USA | MCCB TP 63A, Brand: Legrand | 8,889 | 26,668 |
| CISCO Router & Interface Card | 5 | 2-Mar-15 | USA | Optical Interface Board ESFP Optical moudle | 37,000 | 185,000 |
| CISCO SG300-28 Port Gigabit Managed Switch | 1 | 1-Oct-15 | China | Brand: Cisco, Model SG300 | 53,749 | 53,749 |
| CISCO SRW2024-K9-EU-24 Port | 1 | 1-Oct-15 | USA | Brand: Cisco, SRW2024-K9-EU | 72,450 | 72,450 |
| Cisco Switch | 1 | 11-Jan-15 | USA | Brand: Cisco, SRW2024-K9-EU | 24,150 | 24,150 |
| CISCO Switch | 1 | 11-Mar-15 | USA | Manageable Switch 24 Port, Brand: Linksys, Model: SRW224G4 | 30,888 | 30,888 |
| CISCO switch | 2 | 31-Mar-15 | USA | Brand: Cisco, Model SG300 | 25,740 | 51,480 |
| Connectror | 475 | 12-Sep-15 | Taiwan | Cat-6 RJ45 connector | 40 | 19,000 |
| Door Exit, EM Lock & Exit Switch Steel | 3 | 26-Nov-15 | China | Brand: Matric, Model: Cosec Fop, CPE Em prox | 42,507 | 127,520 |
| DVR | 1 | 9-Mar-15 | USA | DVR-16 CH, Brand: DVR16S, Model: SATATYA | 20,800 | 20,800 |
| DVR | 1 | 15-Mar-15 | USA | Brand: Hikvision, Model: DS-7308HFI-SH | 10,400 | 10,400 |
| DVR | 2 | 6-Oct-15 | USA | Brand: K-Guard, Model: BR1601 | 16,590 | 33,180 |
| DVR | 5 | 13-Oct-15 | USA | DVR-16 CH, Brand: DVR16S, Model: SATATYA | 18,438 | 92,190 |
| Electric Cable | 71 | 31-Mar-15 | Local | Electric Cable 3x103m, Brand: BRB | 686 | 48,720 |
| Electro Magnetic Lock | 1 | 23-Feb-15 | China | Brand: Matrix | 19,416 | 19,416 |
| Face plate | 248 | 10-Mar-15 | China | Brand: Panduit | 123 | 30,504 |
| Face Plate & Keyston Jack | 1686 | 18-Oct-15 | China | Brand: Systimax | 130 | 219,300 |
| Gigabite POE switch | 2 | 24-Mar-15 | USA | TP-Link | 5,356 | 10,712 |
| HDD | 2 | 9-Mar-15 | USA | 6TB SATA Hikvision | 17,680 | 35,360 |
| HDD | 1 | 19-Mar-15 | USA | 4TB SATA Toshiba | 9,542 | 9,542 |
| HDD | 52 | 1-Oct-15 | USA | 4TB SATA Toshiba | 1,316 | 68,437 |

| | | | | | | |
|---|---|---|---|---|---|---|
| HDD | 1 | 5-Oct-15 | USA | 4TB SATA Brand: Western Digital | 13,020 | 13,020 |
| HDD | 27 | 25-Oct-15 | USA | 4TB SATA Brand: Western Digital | 13,004 | 351,120 |
| HDD | 3 | 17-Nov-15 | USA | 4TB SATA Brand: Western Digital | 35,000 | 105,000 |
| HDD, Mother Board, Processar & RAM | 4 | 29-Oct-15 | China | Brand: HP | 9,056 | 36,225 |
| HDD-4TB | 4 | 19-Mar-15 | USA | 4TB SATA Brand: Hitachi | 11,622 | 46,488 |
| IP Camera Adapter | 2 | 25-Mar-15 | China | Local | 520 | 1,040 |
| IR Dome camera | 4 | 9-Mar-15 | USA | Brand: Hikvision, resolution: 1.3MP | 6,552 | 26,208 |
| Keystone jack | 122 | 10-Mar-15 | Taiwan | Brand: Panduit | 493 | 60,148 |
| Cisco Router ,ASR 9000 | 1 | 13-Oct-15 | China | Brand: Cisco, Model: ASR1006, with 4 Module | 1,178,750 | 1,178,750 |
| Mointor 21.5" | 1 | 1-Oct-15 | China | Brand: Samsung | 11,550 | 11,550 |
| Mointor 21.5" | 1 | 1-Oct-15 | China | Brand: Samsung | 12,075 | 12,075 |
| Monitor-18.5" | 1 | 31-Mar-15 | China | Brand: Samsung | 15,000 | 15,000 |
| NVR 32CH | 3 | 7-Oct-15 | USA | Hikvision | 133,595 | 400,785 |
| Offline UPS-1000 VA | 1 | 1-Mar-15 | Local | Brand: Kstar with built-in battery for 1hr backup | 33,280 | 33,280 |
| Online UPS-3 KVA | 2 | 9-Mar-15 | Local | Brand: Kstar with built-in battery for 1hr backup | 81,120 | 162,240 |
| Out door IR Camera 16mm | 6 | 31-Mar-15 | China | Brand: Hikvision, resolution: 1.3MP | 12,740 | 76,440 |
| Patch panel | 5 | 15-Mar-15 | China | Rosenberger | 3,536 | 17,680 |
| PDU | 3 | 8-Oct-15 | China | Capacity: 32A, Metered PDU | 46,760 | 140,280 |
| Power Inverter-250 W | 2 | 23-Mar-15 | Local | Sine wave inverter | 7,800 | 15,600 |
| Projector | 1 | 23-Nov-15 | China | Hitachi | 94,290 | 94,290 |
| Rack | 2 | 6-Jan-15 | China | Brand: Totten; Size: 42U Closed rack with PDU | 95,264 | 190,528 |
| Rack | 2 | 22-Feb-15 | China | Brand: Emerson; Size: 42U Closed rack | 115,232 | 230,464 |
| Rack | 2 | 28-Feb-15 | Taiwan | Brand: APC; Size: 42U Closed rack | 167,440 | 334,880 |
| Rack | 2 | 11-Oct-15 | China | Brand: Raxxas; Size: 24U Closed rack | 27,300 | 54,600 |
| Rack | 1 | 17-Oct-15 | Local | Brand: Toten; Size: 24U open | 26,565 | 26,565 |
| Rack | 2 | 1-Oct-15 | China | Brand: Toten; Size: 24U Closed rack | 30,713 | 61,425 |
| Recording Server | 3 | 2-Feb-15 | China | Blade), Brand: Dell, Model: M620 Power Edge | 232,024 | 696,072 |
| Router JWNR 2010 | 31 | 9-Nov-15 | China | Netgear | 2,794 | 86,625 |
| SFP Switch | 2 | 28-Oct-15 | USA | HP | 35,700 | 71,400 |
| Storage server - EMC | 2 | 31-Aug-15 | USA | Brand: Polycom, Model: Polycom RPAD | 7,210,500 | 14,421,000 |
| Switch | 8 | 23-Feb-15 | USA | Brand: Netgear, unmanagable, 24port | 14,425 | 115,400 |
| Switch 24 Port | 1 | 29-Oct-15 | China | Brand: Cisco, SRW2024-K9-EU | 22,575 | 22,575 |
| Switch CISCO-SF300PP-K9-EU 24 Port | 2 | 2-Nov-15 | USA | Cisco | 74,813 | 149,625 |
| TP-Link Switch | 402 | 1-Oct-15 | USA | Brand: TP Link, Managable | 171 | 68,565 |
| Switch | 8 | 21-Sep-15 | USA | Brand: Dell equilogic, Managable, 24port | 28,875 | 231,000 |
| Un. Switch 24 Port | 8 | 5-Mar-15 | China | Brand: Netgear, Unmanagable | 4,810 | 38,480 |
| UPS | 3 | 15-Oct-15 | Local | Brand: Kstar; Capacity: 3000VA | 40,250 | 120,750 |
| Wire Management Panel | 1 | 13-Jan-15 | China | Size: 1U, Enclosure Type: Steel, Standard: | 21,974 | 21,974 |

| | | | | | | |
|---|---|---|---|---|---|---|
| | | | | EIA-RS310-D | | |
| Wireless Acces Point | 1 | 2-Mar-15 | USA | Band: 2.4 & 5.2GHz, Throughput: 600Mbps | 23,608 | 23,608 |
| Wireless Router | 2 | 31-Mar-15 | China | Band: 2.4 & 5.2GHz, Throughput: 600Mbps | 33,893 | 67,786 |
| Wireless Router WNR-2000 | 18 | 5-Mar-15 | China | Band: 2.4GHz, Throughput: 300Mbps | 2,947 | 53,040 |
| WNR2000 | 30 | 18-Mar-15 | China | Band: 2.4GHz, Throughput: 300Mbps | 2,739 | 82,160 |
| WS-C2960-48PST-S,CISCO | 1 | 11-Mar-15 | USA | WS-C2960-48PST-S,CISCO | 107,300 | 107,300 |

**Annexure E:**

Detailed list of infrastructure & backbone equipments available with ANL as on 31-12-2015 thereof;

| Name of Machinery | Nos. of machine | Date of Purchase | Country of origin | Technical specification | Original Rate Per Unit (Amount in BDT) | Total Original Cost (Amount in BDT) | Imported directly or purchased locally; |
|---|---|---|---|---|---|---|---|
| Online Ups | 1 | 1-Feb-11 | Chain | Online UPS 3KVA, Brand: APC | 220,000 | 220,000 | Purchased locally |
| Battery | 2 | 3-Mar-11 | Chain | Battery 12V-100AH | 13,240 | 26,480 | Purchased locally |
| Cisco manageable Switch | 4 | 20-Mar-11 | USA | Model: WS-C2960X-48TS-L | 299,070 | 1,196,280 | Purchased locally |
| Cisco Router | 3 | 15-Apr-11 | USA | Brand: Cisco, Model: ASR1006, with 2 Module | 269,447 | 808,340 | Purchased locally |
| Wire Manager | 210 | 25-Jun-11 | Chain | Rosenberger | 1,121 | 235,400 | Purchased locally |
| Antenna | 34 | 21-Aug-11 | Chain | Brand: UBNT, Model: Antenna 5GHz Dish 30Dbi | 27,730 | 942,810 | Purchased locally |
| Rack | 2 | 21-Oct-11 | Chain | 42U Close rack, Brand: APC | 180,200 | 360,400 | Purchased locally |
| Server | 2 | 28-Nov-11 | USA | Model: Power Edge VRTX, Brand: DEL | 7,121,474 | 14,242,948 | Purchased locally |
| Online Ups | 2 | 1-Feb-12 | Chain | Brand: Kstar, 3KVA | 45,000 | 90,000 | Purchased locally |
| offline Ups | 32 | 1-Feb-12 | Chain | Brand: Kstar, 650VA | 2,850 | 91,200 | Purchased locally |
| Server | 2 | 26-Feb-12 | USA | RP Collaboration, Model: 1800 IP (RMX | 4,239,150 | 8,478,300 | Purchased locally |
| Battery | 9 | 3-Mar-12 | Chain | Battery 12V-100AH | 13,333 | 120,000 | Purchased locally |
| Cisco manageable Switch | 2 | 27-Mar-12 | USA | 24 port, Brand: Cisco, Model: WS-C3560X-24T-S | 173,413 | 346,826 | Purchased locally |
| Online ups | 3 | 1-Apr-12 | Chain | Brand: Kstar, 3KVA | 96,667 | 290,000 | Purchased locally |
| Cisco manageable Switch | 8 | 17-May-12 | USA | 48 port, Brand: Cisco, Model: WS-C2960X-48TS-L | 274,622 | 2,196,977 | Purchased locally |
| Wire Manager | 500 | 25-May-12 | Chain | Systimax | 900 | 450,000 | Purchased locally |
| Krone with MDF | 2 | 31-Jul-12 | Germany | MDF for PABX System | 191,000 | 382,000 | Purchased locally |
| Online Ups | 2 | 31-Jul-12 | Chain | Online UPS 3KVA, Brand: APC | 220,000 | 440,000 | Purchased locally |
| Rack | 1 | 31-Jul-12 | Chain | | 130,000 | 130,000 | Purchased locally |
| Antenna | 10 | 1-Aug-12 | Chain | Rosenberger | 80,524 | 805,243 | Purchased locally |
| Cisco Router | 3 | 13-Aug-12 | USA | Brand:Cisco, Model: 2911-SEC/K9 | 235,111 | 705,333 | Purchased locally |
| Wire Manager | 500 | 19-Sep-12 | Chain | Systimax | 900 | 450,000 | Purchased locally |
| Rack | 2 | 21-Oct-12 | Chain | Brand: APC, Model: 42U | 230,880 | 461,760 | Purchased locally |
| Server | 2 | 8-Nov-12 | USA | RP Collaboration, Model: 1800 IP (RMX | 4,632,500 | 9,264,999 | Purchased locally |
| Cisco Router | 2 | 31-Dec-12 | USA | Brand: Cisco, Model: 2901/K9 | 108,315 | 216,629 | Purchased locally |

| | | | | | | | |
|---|---|---|---|---|---|---|---|
| Antenna | 75 | 31-Dec-12 | Chain | Brand: UBNT, Model: Antenna 5GHz Dish 30Dbi | 31,712 | 2,378,390 | Purchased locally |
| Splicer Machine | 6 | 10-Jan-13 | Chain | Brand: Fujikora | 597,748 | 3,586,487 | Purchased locally |
| Non Manageable Switch | 12 | 16-Jan-13 | Chain | Brand: Netgear 24 port | 6,240 | 74,880 | Purchased locally |
| Non Manageable Switch | 10 | 16-Jan-13 | USA | Brand: Netgear 8 port | 1,352 | 13,520 | Purchased locally |
| Non Manageable Switch | 1 | 27-Jan-13 | USA | Brand: LEVELONE, Model: GES-2451 | 16,640 | 16,640 | Purchased locally |
| server | 2 | 31-Jan-13 | USA | Dell, Model: Power Edge R720 | 691,340 | 1,382,680 | Purchased locally |
| Internet Security Appliance | 1 | 20-Feb-13 | China | Brand: Juniper, Model: SRX210B | 43,680 | 43,680 | Purchased locally |
| Tower | 1 | 28-Feb-13 | China | 3 Leg 100ft Tower with aviation light | 191,500 | 191,500 | Purchased locally |
| Tower | 1 | 28-Feb-13 | China | 3 Leg 100ft Tower | 133,800 | 133,800 | Purchased locally |
| Non Manageable Switch | 3 | 28-Feb-13 | China | Brand: LEVELONE, Model: GES-2451 | 16,640 | 49,920 | Purchased locally |
| Lan Set Up Device | 2 | 28-Feb-13 | China | Patch Panel winth keystone | 14,144 | 28,288 | Purchased locally |
| Tower | 1 | 24-Mar-13 | China | 40ft Guy Must tower | 31,800 | 31,800 | Purchased locally |
| Game server | 2 | 25-Mar-13 | China | NAS), Brand: QNAP, Model: TS-420U | 68,000 | 136,000 | Purchased locally |
| Wireless Access Point | 2 | 31-Mar-13 | China | Brand: Cisco, Model: AIR-CAP1602I-C-K9 | 24,960 | 49,920 | Purchased locally |
| Wireless Access Point | 2 | 31-Mar-13 | China | EnGenius EAP600 | 14,872 | 29,744 | Purchased locally |
| Non Manageable Switch | 6 | 31-Mar-13 | China | 24 port, Brand: Netgear | 5,547 | 33,280 | Purchased locally |
| Hard Disk | 2 | 30-Apr-13 | China | 4TB, Toshiba | 12,000 | 24,000 | Purchased locally |
| Hard Disk | 40 | 30-Apr-13 | China | 6TB, Brand: Hikvision | 19,463 | 778,500 | Purchased locally |
| Online UPS | 1 | 30-Apr-13 | China | 3KVA, Brand: Kstar | 110,000 | 110,000 | Purchased locally |
| Cisco manageable Switch | 5 | 15-May-13 | USA | Blade Switch, Brand: Dell, Model: N4032 F | 320,000 | 1,600,000 | Purchased locally |
| Wireless Access Point | 10 | 27-May-13 | China | Brand: Netgear, Model: JWNR2020 | 3,432 | 34,320 | Purchased locally |
| Wireless Access Point | 15 | 27-May-13 | China | Brand: Netgear, Model: JWNR2020 | 3,432 | 51,480 | Purchased locally |
| Non Manageable Switch | 15 | 27-May-13 | China | 8 port, Netgear | 1,300 | 19,500 | Purchased locally |
| Tower | 1 | 26-Jun-13 | China | Guy Mast 60fts | 53,000 | 53,000 | Purchased locally |
| Tower | 1 | 27-Jun-13 | China | Guy Mast 20Fts | 26,500 | 26,500 | Purchased locally |
| Hard Disk | 32 | 27-Jun-13 | USA | 6TB, Brand: Hikvision | 20,451 | 654,437 | Purchased locally |
| Tower | 1 | 21-Jul-13 | China | Guy Mast Tower 60fts | 58,800 | 58,800 | Purchased locally |
| Tower | 3 | 21-Jul-13 | China | Guy Mast tower 20fts | 25,667 | 77,000 | Purchased locally |

| | | | | | | | |
|---|---|---|---|---|---|---|---|
| Wireless Access Point | 10 | 21-Jul-13 | China | Brand : Netgear, Model: JWNR2010 | 3,432 | 34,320 | Purchased locally |
| Server | 2 | 25-Jul-13 | USA | Brand: Polycom, Model: Polycom Capture Server | 10,867,726 | 21,735,451 | Purchased locally |
| Tower | 2 | 29-Jul-13 | China | Guy mast tower 75fts | 72,400 | 144,800 | Purchased locally |
| Rack | 7 | 30-Jul-13 | USA | 42U Network Cabinet, Brand: APC Model: AR 3100 | 154,393 | 1,080,751 | Purchased locally |
| Non Manageable Switch | 10 | 18-Sep-13 | China | 8 port, Netgear | 1,300 | 13,000 | Purchased locally |
| Tower | 4 | 26-Sep-13 | China | Guy Mast Tower 60Fts | 64,500 | 258,000 | Purchased locally |
| Online UPS | 2 | 20-Oct-13 | China | Online UPS 3KVA, Brand: APC | 451,588 | 903,176 | Purchased locally |
| Router | 6 | 31-Oct-13 | USA | Brand:Cisco, Model: 2911-SEC/K9 | 130,944 | 785,664 | Purchased locally |
| Router | 85 | 31-Oct-13 | USA | Brand: Cisco, Model: 2901/K9 | 107,982 | 9,178,496 | Purchased locally |
| Router | 17 | 31-Oct-13 | USA | Brand: Cisco, Model: CISCO2901-SEC/K9 | 57,769 | 982,080 | Purchased locally |
| Router | 4 | 31-Oct-13 | USA | Brand: Cisco, Model: ASR1006, with 2 Module | 2,003,712 | 8,014,848 | Purchased locally |
| Router | 4 | 31-Oct-13 | USA | Brand:Cisco, Model: 2911-SEC/K9 | 208,659 | 834,636 | Purchased locally |
| Router | 36 | 31-Oct-13 | USA | Brand: Cisco, Model: Cisco1941-SEC/K9 | 90,536 | 3,259,280 | Purchased locally |
| Router | 2 | 31-Oct-13 | USA | CISCO 800 Series, Brand: Cisco, Model: 881-SEC-K9 | 28,142 | 56,284 | Purchased locally |
| Router | 2 | 31-Oct-13 | USA | Model: R7000, Brand: NETGEAR | 21,540 | 43,079 | Purchased locally |
| Router | 2 | 31-Oct-13 | USA | Router, Brand:Cisco, Model: 2911-SEC/K9 | 2,732,080 | 5,464,160 | Purchased locally |
| Switch Cisco | 2 | 31-Oct-13 | USA | 24-Port, Brand: HP, Model:3800-24SFP-2SFP+ | 578,240 | 1,156,480 | Purchased locally |
| Switch Cisco | 2 | 31-Oct-13 | USA | Brand: HP, Model:3800-24SFP-2SFP+ | 887,900 | 1,775,800 | Purchased locally |
| Switch Cisco | 10 | 31-Oct-13 | USA | Layer2 10G, Model: S2928, Brand: BDCOM | 295,796 | 2,957,960 | Purchased locally |
| Server | 1 | 31-Oct-13 | China | Storage Server Model: Isilon X200, Brand: EMC | 400,400 | 400,400 | Purchased locally |
| Splicer Machine | 4 | 1-Nov-13 | China | Brand: Fujikora | 320,865 | 1,283,460 | Purchased locally |
| Online UPS | 7 | 10-Nov-13 | China | UPS 3KVA Brand: APC | 385,097 | 2,695,680 | Purchased locally |
| Tower | 1 | 27-Nov-13 | China | 3 Leg Tower | 138,000 | 138,000 | Purchased locally |
| Patch Panel | 11 | 23-Dec-13 | USA | Rosenberger | 10,379 | 114,169 | Purchased locally |

| | | | | | | | |
|---|---|---|---|---|---|---|---|
| Switch Cisco | 4 | 30-Dec-13 | USA | Blade Switch, Brand: Dell, Model: N4032 F | 295,000 | 1,180,000 | Purchased locally |
| Tower | 3 | 30-Dec-13 | China | Guy Mast tower 20fts | 22,500 | 67,500 | Purchased locally |
| Tower | 1 | 30-Dec-13 | China | Guy Mast tower 40fts | 47,800 | 47,800 | Purchased locally |
| Tower | 1 | 31-Dec-13 | China | Guy Mast tower 20fts | 21,000 | 21,000 | Purchased locally |
| Mikrotik Router | 114 | 2-Jan-14 | China | RB450G | 8,942 | 1,019,367 | Purchased locally |
| Switch | 30 | 6-Jan-14 | China | Brand: Cisco, Model: WS-C2960X-48FPS-L | 313,877 | 9,416,313 | Purchased locally |
| Tower | 6 | 28-Jan-14 | Local | Guy Mast 40Fts | 44,500 | 267,000 | Purchased locally |
| STM Converter, Switch | 240 | 23-Feb-14 | China | 4E1 Converter | 3,132 | 751,608 | Purchased locally |
| Rack | 30 | 23-Feb-14 | China | 42U Close rack, Brand: Toten | 47,161 | 1,414,827 | Purchased locally |
| Bullet, Nano Station | 40 | 25-Feb-14 | China | NSM5. BM5 | 22,211 | 888,446 | Purchased locally |
| Server | 14 | 12-Mar-14 | China | Brand: Dell, Model: powerEdge T110 | 102,892 | 1,440,493 | Purchased locally |
| Server | 16 | 19-Mar-14 | China | Brand: Dell, Model: powerEdge T110 | 101,069 | 1,617,096 | Purchased locally |
| Juniper | 10 | 20-Mar-14 | China | Brand: Cisco, Model:ISA550-BUN1-K9 | 125,978 | 1,259,775 | Purchased locally |
| Tower | 5 | 23-Mar-14 | Local | Guy mast 40fts | 50,760 | 253,800 | Purchased locally |
| UTP Cable, patch cord | 250 | 23-Mar-14 | China | Holdkey | 7,577 | 1,894,200 | Purchased locally |
| Switch, Router | 2 | 20-Apr-14 | China | , Brand: Dell, Model: N4032 F | 312,488 | 624,975 | Purchased locally |
| Bullet, Nano Station | 57 | 20-Apr-14 | China | NSM5. BM5 | 22,267 | 1,269,218 | Purchased locally |
| Dell Server | 1 | 21-Apr-14 | USA | Dell, Model: Power Edge R720 | 6,781,064 | 6,781,064 | Purchased locally |
| Tower | 5 | 23-Apr-14 | Local | Guy Mast 40Fts | 46,460 | 232,300 | Purchased locally |
| Bullet, Nano Station | 48 | 21-May-14 | Local | NSM5. BM5 | 22,044 | 1,058,102 | Purchased locally |
| Mikrotik Router,Roclet | 10 | 26-May-14 | China | CCR1016-12G | 51,056 | 510,560 | Purchased locally |
| Router and Switch | 162 | 28-May-14 | China | Brand: Cisco, Model: WS-C2960-24TD-L | 30,045 | 4,867,345 | Purchased locally |
| Tower | 5 | 24-Jun-14 | Local | Guy Mast 60fts | 59,220 | 296,100 | Purchased locally |
| Router and Switch | 26 | 2-Jul-14 | China | Switch 24-Port, Brand: HP, Model:1920-24G | 51,156 | 1,330,043 | Purchased locally |
| Router,switch | 21 | 20-Jul-14 | China | Blade Switch, Brand: Dell, Model: N4032 F | 350,238 | 7,354,996 | Purchased locally |
| Tower | 9 | 21-Jul-14 | Local | Guy Mast 40Fts | 45,244 | 407,198 | Purchased locally |
| Online ups | 6 | 24-Jul-14 | China | 3KVA, Brand: Kstar | 92,105 | 552,630 | Purchased locally |
| Online ups | 7 | 24-Jul-14 | China | 3KVA, Brand: Kstar | 85,577 | 599,038 | Purchased locally |
| Router | 12 | 21-Aug-14 | China | Brand:Cisco, Model: 2911-SEC/K9 | 136,295 | 1,635,536 | Purchased locally |
| Tower | 10 | 25-Aug-14 | Local | Guy Mast 45Fts | 50,200 | 502,000 | Purchased locally |

| | | | | | | | |
|---|---|---|---|---|---|---|---|
| Rack | 15 | 23-Sep-14 | China | 42U Close rck, Brand: Toten | 49,420 | 741,293 | Purchased locally |
| Radio Product | 45 | 23-Sep-14 | China | BM5 with Antenna | 15,059 | 677,666 | Purchased locally |
| Bullet, Nano Station | 72 | 25-Sep-14 | China | MB5- NSM5 | 19,849 | 1,429,140 | Purchased locally |
| Tower | 15 | 28-Sep-14 | Local | Guy Mast 20Fts | 29,174 | 437,615 | Purchased locally |
| Radio Product | 7 | 28-Sep-14 | China | AF-5X, Brand: UBNT | 123,614 | 865,300 | Purchased locally |
| Mikrotik Router,Roclet | 23 | 29-Oct-14 | China | RB1100AHX2 | 24,966 | 574,228 | Purchased locally |
| Tower | 5 | 2-Nov-14 | Local | Guy Mast 40Fts | 43,900 | 219,500 | Purchased locally |
| Tower | 6 | 8-Dec-14 | Local | Guy Mast 40Fts | 44,433 | 266,600 | Purchased locally |
| Router,wire manager | 285 | 15-Dec-14 | China | Brand: Cisco, Model: 881-SEC-K9 | 21,053 | 6,000,000 | Purchased locally |
| Rocket,WAP | 25 | 18-Dec-14 | China | RM3 with ant | 25,191 | 629,771 | Purchased locally |
| Rocket,WAP | 55 | 21-Dec-14 | China | RM3 | 15,334 | 843,389 | Purchased locally |
| Online ups | 2 | 22-Dec-14 | China | 10KVA Online | 591,773 | 1,183,545 | Purchased locally |
| Tower | 3 | 30-Dec-14 | Local | Guy Mast 45Fts | 59,000 | 177,000 | Purchased locally |
| Router CISCO | 1 | 8-Jan-15 | USA | Model: Cisco 1941/K9 IOS) | 60,000 | 60,000 | Purchased locally |
| Network Tower | 23 | 20-Jan-15 | Local | 3 Leg 100ft Tower with avaiation light | 193,036 | 4,439,824 | Purchased locally |
| DIMM Memory RAM | 2 | 1-Feb-15 | USA | 8GB (RAM 1 x 8GB) DIMM Memory) | 18,000 | 36,000 | Purchased locally |
| Wireless Radio | 10 | 15-Feb-15 | USA | Bullet m5, 5GHz | 8,944 | 89,440 | Purchased locally |
| Network Tower | 12 | 25-Feb-15 | Local | 3 Leg 100ft Tower with avaiation light | 195,095 | 2,341,142 | Purchased locally |
| Wireless Radio | 1 | 2-Mar-15 | USA | Dish antenna 30 dBi, 5GHz | 23,608 | 23,608 | Purchased locally |
| Wireless Radio | 10 | 4-Mar-15 | USA | Flat Panel antenna, 5GHz | 20,904 | 209,040 | Purchased locally |
| DVR | 2 | 9-Mar-15 | USA | DS-7208HFI-SH | 10,400 | 20,800 | Purchased locally |
| Hard Disk | 2 | 9-Mar-15 | USA | 2TB Sata (WD2002FAEX) | 17,680 | 35,360 | Purchased locally |
| Hard Disk | 18 | 9-Mar-15 | USA | HDD-6.0 TB, Brand: Hikvision | 35,295 | 635,304 | Purchased locally |
| Switch | 1 | 11-Mar-15 | China | Brand: HP, Model:2620-24-PoE | 105,031 | 105,031 | Purchased locally |
| DVR | 1 | 15-Mar-15 | USA | DS-7208HFI-SH | 10,400 | 10,400 | Purchased locally |
| PoE Switch | 1 | 25-Mar-15 | USA | Brand: TP Link; 16port | 10,712 | 10,712 | Purchased locally |
| Firewell Security Appliance | 1 | 29-Mar-15 | USA | Brand: Fortinet, Model:FG-80CM | 220,800 | 220,800 | Purchased locally |
| Firewell Security Appliance | 1 | 30-Mar-15 | USA | ASA5508-FPWR-BUN | 461,760 | 461,760 | Purchased locally |
| Cisco switch | 36 | 1-Apr-15 | USA | WS-C3560X-24T-S | 180,720 | 6,505,920 | Purchased locally |
| Wireless Radio | 5 | 2-Apr-15 | USA | Bullet m5, 5GHz | 8,944 | 44,720 | Purchased locally |
| Wireless Router | 100 | 3-Apr-15 | China | Rocket m5, 5GHz | 17,749 | 1,774,933 | Imported directly |
| Wireless Radio | 5 | 5-Apr-15 | USA | Bullet m5, 5GHz | 8,944 | 44,720 | Purchased locally |
| Wireless Radio | 5 | 7-Apr-15 | USA | Bullet m5, 5GHz | 8,944 | 44,720 | Purchased locally |
| Antenna | 130 | 12-Apr-15 | China | Grid Antenna, 5GHz | 14,219 | 1,848,462 | Purchased locally |

| | | | | | | | |
|---|---|---|---|---|---|---|---|
| Cable UTP | 224 | 30-Apr-15 | China | Cat-6 UTP Solid 23 AWG | 7,308 | 1,637,040 | Purchased locally |
| AIR-CAP | 5 | 25-May-15 | China | AIR-CAP2602E-N-K9 | 60,096 | 300,480 | Purchased locally |
| Patch Panel | 40 | 28-May-15 | China | Brand: Panduit with Keystone jack | 37,391 | 1,495,651 | Purchased locally |
| Online UPS | 4 | 28-May-15 | China | Brand: Kstar; Capacity: 10K | 956,876 | 3,827,505 | Purchased locally |
| Blade Server | 6 | 8-Jun-15 | China | PowerEdge VRTX, Brand: DEL | 810,000 | 4,860,000 | Purchased locally |
| Firewell Security Appliance | 2 | 8-Jun-15 | USA | Brand: Fortinet, Model: FG-200D | 740,884 | 1,481,767 | Purchased locally |
| Wireless Radio | 9 | 9-Jun-15 | USA | Bullet m5, 5GHz | 8,632 | 77,688 | Purchased locally |
| Switch | 7 | 10-Jun-15 | China | Brand: Cisco, Model: WS-C2960S-24PS-L | 155,000 | 1,085,000 | Purchased locally |
| Firewell Security Appliance | 2 | 11-Jun-15 | USA | Brand: Cyberoam, Model: CR750iNG-XP | 460,000 | 920,000 | Purchased locally |
| Switch | 3 | 12-Jun-15 | China | Brand: Dell, Model: N4032 F | 366,667 | 1,100,000 | Purchased locally |
| Vedio Recoter | 2 | 13-Jun-15 | China | Model: DS-96128NI-F16/H, Brand: Hikvision | 250,000 | 500,000 | Purchased locally |
| Switch | 3 | 14-Jun-15 | China | Brand: Cisco, Model: WS-C2960S-24PS-L | 136,183 | 408,550 | Purchased locally |
| Wireless Radio | 9 | 17-Jun-15 | USA | Bullet m5, 5GHz | 8,632 | 77,688 | Purchased locally |
| Wireless Radio | 21 | 21-Jun-15 | USA | Nano station m5, 5GHz | 5,727 | 120,276 | Purchased locally |
| Wireless Radio | 12 | 24-Jun-15 | USA | Bullet m5, 5GHz | 8,268 | 99,216 | Purchased locally |
| Cisco Router | 1 | 30-Jun-15 | USA | Brand:Cisco, Model: 2911-SEC/K9 | 156,480 | 156,480 | Purchased locally |
| NVR | 4 | 14-Jul-15 | USA | Model: DS-9664NI-I8, Brand: HIKVISION | 154,025 | 616,100 | Purchased locally |
| Wireless Radio | 80 | 5-Aug-15 | USA | Flat Panel antenna, 5GHz | 21,121 | 1,689,690 | Purchased locally |
| Cisco Router | 5 | 6-Aug-15 | USA | Model: ASR1006, with 4 Module | 320,000 | 1,600,000 | Purchased locally |
| Keystone Jack | 1628 | 7-Aug-15 | China | Cat6 Keystone jack, Brand: Panduit | 390 | 635,000 | Purchased locally |
| Cisco Router | 7 | 8-Aug-15 | USA | Model: ASR1006, with 2 Module | 307,143 | 2,150,000 | Purchased locally |
| Cisco Router | 4 | 9-Aug-15 | USA | Model: ASR1006, with 6 Module | 350,000 | 1,400,000 | Purchased locally |
| Keystone Jack | 1429 | 10-Aug-15 | China | Cat6 Keystone jack, Brand: Rosenberger | 350 | 500,000 | Purchased locally |
| Cisco Router | 1 | 11-Aug-15 | USA | Brand: Cisco, Model: Cisco 800M ISR | 67,200 | 67,200 | Purchased locally |
| Keystone Jack | 1516 | 11-Aug-15 | China | Cat6 Keystone jack, Brand: Rosenberger | 350 | 530,757 | Purchased locally |

| | | | | | | | |
|---|---|---|---|---|---|---|---|
| Rack | 4 | 11-Sep-15 | USA | 42U Network Cabinet, Brand: APC Model: AR 3100 | 1,381,961 | 5,527,845 | Purchased locally |
| Rack | 6 | 11-Sep-15 | USA | 42U Network Cabinet, Brand: APC Model: AR 3100 | 1,482,193 | 8,893,155 | Purchased locally |
| Cisco Router | 1 | 17-Sep-15 | USA | Brand: Cisco, Model: Cisco 800M ISR | 67,333 | 67,333 | Purchased locally |
| Face Plate | 7222 | 23-Sep-15 | Garman | Brand: Rosenber, Single port | 90 | 650,000 | Purchased locally |
| Face Plate | 5556 | 23-Sep-15 | Garman | Brand: Rosenber, Single port | 90 | 500,000 | Purchased locally |
| Face Plate | 657 | 23-Sep-15 | Garman | Brand: Rosenber, Single port | 90 | 59,170 | Purchased locally |
| Keystone Jack | 857 | 23-Sep-15 | China | Cat6 Keystone jack, Brand: Rosenberger | 350 | 300,000 | Purchased locally |
| Patch Panel | 99 | 23-Sep-15 | China | Brand: Rosenberger | 8,081 | 800,000 | Purchased locally |
| Server | 1 | 23-Sep-15 | USA | Brand: Polycom, Model: Polycom Capture Server | 1,330,000 | 1,330,000 | Purchased locally |
| Switch | 3 | 23-Sep-15 | China | Blade Switch, Brand: Dell, Model: N4032 F | 333,333 | 1,000,000 | Purchased locally |
| Wire Manager | 500 | 23-Sep-15 | Garman | Brand: Rosenberger 1U | 1,000 | 500,000 | Purchased locally |
| Wireless Radio | 5 | 23-Sep-15 | USA | Bullet m5, 5GHz | 8,348 | 41,738 | Purchased locally |
| Cisco Router | 2 | 19-Oct-15 | USA | Brand: Cisco, Model: Cisco 800M ISR | 65,100 | 130,200 | Purchased locally |
| Cisco switch | 1 | 19-Oct-15 | USA | Brand: Cisco, Model: Cisco 800M ISR | 115,000 | 115,000 | Purchased locally |
| Antenna | 11 | 30-Oct-15 | China | Dish antenna 34 dBi, 5GHz | 90,000 | 1,000,000 | Purchased locally |
| Antenna | 11 | 30-Oct-15 | China | Dish antenna 34 dBi, 5GHz | 90,000 | 1,000,000 | Purchased locally |
| Antenna | 9 | 30-Oct-15 | China | AirFiber 5U, 5GHz | 110,000 | 1,000,000 | Purchased locally |
| Antenna | 9 | 30-Oct-15 | China | AirFiber 5U, 5GHz | 110,000 | 1,000,000 | Purchased locally |
| Antenna | 11 | 30-Oct-15 | China | Dish antenna 34 dBi, 5GHz | 90,000 | 1,000,000 | Purchased locally |
| Antenna | 22 | 30-Oct-15 | China | Dish antenna 30 dBi, 5GHz | 45,000 | 1,000,000 | Purchased locally |
| Wire Manager | 500 | 30-Oct-15 | Garman | Brand: Rosenberger 1U | 1,000 | 500,000 | Purchased locally |
| Wire Manager | 500 | 30-Oct-15 | Garman | Brand: Rosenberger 1U | 1,000 | 500,000 | Purchased locally |
| Online UPS | 2 | 30-Oct-15 | China | Brand: Kstar; Capacity: 6K | 504,463 | 1,008,926 | Purchased locally |
| Online UPS | 4 | 30-Oct-15 | China | Brand: ABB; Capacity: 10K | 1,308,750 | 5,235,000 | Purchased locally |
| Splicer Machine | 5 | 30-Oct-15 | China | Model: 62-S, Brand: Fujikura) | 659,670 | 3,298,349 | Purchased locally |
| Splicer Machine | 4 | 20-Nov-15 | China | Model: Z1C, Brand: Sumitomo | 786,385 | 3,145,539 | Purchased locally |
| Mikrotik Router | 15 | 20-Nov-15 | China | Mikrotik CCR 1036-12G-8S-EM+ | 91,211 | 1,368,171 | Purchased locally |

| | | | | | | | |
|---|---|---|---|---|---|---|---|
| Wireless Router | 100 | 2-Dec-15 | China | Router, Model: R7000, Brand: NETGEAR | 27,114 | 2,711,354 | Imported directly |
| Server | 1 | 2-Dec-15 | China | Server RP Collabaration, Model: 1800 IP RMX | 4,767,011 | 4,767,011 | Purchased locally |
| Mikrotik Router | 25 | 11-Dec-15 | China | Mikrotik CCR 1036-12G-4S-EM+ | 86,115 | 2,152,876 | Purchased locally |
| Mikrotik Router | 24 | 21-Dec-15 | USA | Mikrotik CCR 1036-12G-4S | 83,890 | 2,013,355 | Purchased locally |
| Cisco switch | 50 | 25-Dec-15 | USA | Brand: Dell, Model: N4032 F | 366,216 | 18,310,794 | Imported directly |
| | | | | | **Sub-Total** | **298,759,942** | |
| | | | | | Balance as on 31.12.2010 | 103,375,956 | |
| | | | | | **Total** | **402,135,898** | |

**Annexure F:**

Details list of equipments sold by ANL during 2015 with technical specifications, names, addresses of customers, prices:

| SL/No. | Client Name | Address | Product Name | Technical Specification | Net Selling Price |
|---|---|---|---|---|---|
| 1 | Birds Bangaldesh Agencies Ltd. | Darus Salam Road, Mirpur1, Dhaka. | Optical Fiber So lution | Cable Tie, Fiber Optic Cable 4 core, Splice Protection Sleeve | 3,365 |
| 2 | Plan International Bangladesh | House-14, Road-35, Gulshan-2, Dhaka | Switch & Router Inst. | Ethernet Router CCR1016-12G | 58,000 |
| 3 | QA Services Hong Kong Limited | House-24,Riad-05, Nikunju South, Nikunju-1,Dhaka,Bangladesh | Other Solutions | Door Controller COSEC DOOR FOP, Electro Magnetic Door Lock, Push Button , Exit Reader CPM EM PROX, Exit Reader READER CA | 69,949 |
| 4 | Karnafuly Shoes Industries Ltd | Rangadia, Anowara, GPO Nox 1010, Chittagong, Bangladesh | Radio Equipment Inst. | Antenna-3GHZ-Panel 23 DBI, Jumper cable, RM3, POE adapter, | 81,731 |
| 5 | Halliburton Bangladesh | House # 11, Road # 7, Baridhara, Dhaka-1212 | Switch & Router Inst. | Model:WS-C2960-24LC-S,Brand:CISCO-01 Unit, | 267,987 |
| 6 | Birds Bangaldesh Agencies Ltd. | Darus Salam Road, Mirpur1, Dhaka. | Optical Fiber Solution | Cable tie, Fiber Cable 4 core, Sleeve, TJ Box-2 pcs, | 3,365 |
| 7 | Expeditors | Dhaka Branch - DAC<br>25 Gulshan Avenue<br>Dhaka-1212, Bangladesh | LAN Setup Solution & Other Solution | Keystone jack, RJ45 Connector, UTP Cat6 Cable, Face plate, Face Plate Duel port, MK Box | 27,275 |
| 8 | Unifill Group | House No - 156-B (1st and 2nd floor), Road No - 22, New DOHS, Mohakhali, Dhaka - 1206. | Radio Equipment Inst., Lan Setup & Radio Equipments | 40ft Guy Mast Tower, Feed Horn, G.Antenna, ARM, RJ45 Connector, UTP Cable | 38,462 |
| 9 | RSPL Health Bangladesh Limited | House # 04, Road # 9A, Nikunja 1, Dhaka - 1229,Bangladesh. | Other Solutions & Video Surveillance Solution | DVR 16CH, BNC COnnector, Camera Adapter, Combine Socket, Dome Camera, Electric Cabl, MK Box & Coaxial Cable, | 63,000 |
| 10 | Karnafuly Shoes Industries Ltd | Rangadia, Anowara, GPO Nox 1010, Chittagong, Bangladesh | Radio Equipment Inst. | Antenna-3GHZ-Panel 23 DBI, Jumper cable, RM3, POE adapte | 81,731 |
| 11 | ANANTA Group | House-20, road-99, Gulsha-2, Dhaka Present Client: Norton 138 Gulshan Avenue. | Video Surveillance Solution | Dome IP Camera -GV-EFD1100 | 278,846 |
| 12 | North West Power Generation | Bidyut Bhaban, Level - 14, 1, Abdul Gani Road Dhaka - 1000 | Lan Setup & Switch & Router, Video Surveillance | RJ45Connector, Wireless Access Point Archer C8, Projector Model: CP- X4030WN, Brand: HITACHI, Sound Station2 (Analog), Mikrotik RB1100AHX2, Expension microphone kit. | 410,669 |
| 13 | Bureau Veritas (Bangladesh) Private Limited | Road 11,House 77- 10th Floor,Banani-Dhaka-1213 | LAN Setup Solution | 42U Rack,Cat6 UTP Cable, Patch Pannel, Patch Cord 1M,Patch cord 3M, Keystone Jack,Wire Manager, | 751,190 |
| 14 | Birds Bangaldesh Agencies Ltd. | Darus Salam Road, Mirpur1, Dhaka. | Optical Fiber Solution | Cable tie, Fiber Cable 4 core, Sleeve, TJ Box-2 pcs, | 3,365 |
| 15 | Transcom Foods Limited | House-10/A, Road-142, SE (H)1, Gulshan Avenue, Dhaka, Bangladesh. | Switch & Router Inst. | Mikrotik-450G | 14,423 |
| 16 | ANANTA GROUP LTD | House-20, road-99, Gulsha-2, Dhaka Present Client: Norton 138 Gulshan Avenue. | Optical Fiber Solution | Cable Tie,4 Core Optical Cable, MC-2pcs, PC SC/SC 5M, Sleever & TJB Box | 24,038 |
| 17 | Alliance Holdings Limited | The Alliance Building<br>63, Pragati Sharani | Other Solutions | Anti Virus Symantech | 24,438 |
| 18 | Quasem Drycell Limited | F R Tower (21st & 22nd Flr), 32 Kemal Attaturk Avenue Banani C/A, Dhaka, | Other Solutions | Offline UPS 2000VA | 30,000 |

| | | | | | |
|---|---|---|---|---|---|
| 19 | Orion Pharma Ltd. | Orion .Pharma Narayangonj | Other Solutions & Video Surveillance Solution | 1 TB HDD ,RG6 Coaxial Cable Jelly, | 34,327 |
| 20 | Hellmann World Wide Logistics | 12 Gausul Azam Avenue, Sector-13, Uttara Model Town, Dhaka | Lan Setup Solution, Other Solutions & Video Surveillance Solution | On Line UPS- 1KVA (With Battery 12V-100AH-1 Unit & Battery Box), IP Box Camera Model: GV-UBX1301-1F,Cat6 RJ45 Connector, UTP CAT6 Cable | 62,500 |
| 21 | Karnaphuli Shoes Industries Ltd | Rangadia, Anowara, GPO Nox 1010, Chittagong, Bangladesh | Radio Equipment Inst. | Antenna-3GHZ-Panel 23 DBI, Jumper cable, Rocket M3, POE adapter | 81,731 |
| 22 | Pioneer Knitwears (BD.) Ltd. | Confidence Tower ,6th Floor, (Near Shahjadpur Bus stand and Cambrian School & Collage) Progoti Sarani , Shahjadpur | Video Surveillance Solution | RealPresence Group 300-720p, RealPresence Group 500-720p | 3,076,923 |
| 23 | Birds Bangaldesh Agencies Ltd. | Darus Salam Road, Mirpur1, Dhaka. | Optical Fiber Solution | Cable tie, Fiber Cable 4 core, Sleeve, TJ Box-2 pcs, | 3,365 |
| 24 | Tupperware Bangladesh Pvt. Ltd. | Road 12, House No: 104-E Banani, Dhaka-1213 | Switch & Router Inst. | Wireless Access Point, Brand: Netgear, Model: WNR2000 | 5,288 |
| 25 | Concord Group | 93 B New Eskaton Road Dhaka-1000. | Switch & Router Inst. | Mikrotik RB450G | 10,577 |
| 26 | Morimoto Singapore Pte. Ltd | House # 16, Flat # 2-B, Road # 13 Sector # 04, Uttara, Dhaka-1230 Bangladesh | Switch & Router Inst. | Mikrotik RB450G | 12,019 |
| 27 | M & U Cycles Ltd. | Mawna, Nayanpur, gazipur. | Switch & Router Inst. | Mikrotik RB450G | 12,981 |
| 28 | RAB Control Office | Airport, Uttara | Switch & Router Inst. | Mikrotik RB450G | 13,462 |
| 29 | Apollo Hospitals Dhaka | House-Plot-81, Block-E, Basundhara R/A,Dhaka-1229, Bangladesh | Switch & Router Inst. | Wireless Access point EAP300 & PoE injector. | 16,986 |
| 30 | DFDL Dhaka | 40 Kawran Bazar (2nd floor)(Ittefaq's Building), Dhaka-1215, Bangladesh | Optical Fiber Solution & Switch & Router Inst. | Cable Tie,Optical Cable 4 core, Media Converter, Patch Cord 5M, Sleever, TJ Box, Connector, WNR2000, | 20,000 |
| 31 | Masco Cottons Ltd | Gazipur | Optical Fiber Solution | Cable Tie, UTP patch-2 mtr,,Optical Fiber Cable 4 core, Media Converter-10/100 Patch Cord-sc/sc-5 mtr, Sleeve, TJ Box | 23,077 |
| 32 | Galaxy Bangladesh | House-8, Road-9,Gulshan-1, Dhaka-1212,Bangladesh | Switch & Router Inst. | WNP EAP600 & PoE Injector | 23,558 |
| 33 | Tupperware Bangladesh Pvt. Ltd | Road 12, House No: 104-E Banani, Dhaka-1213 | Switch & Router Inst. | 8CH DVR Hikvision, BNC Connector | 23,738 |
| 34 | Thermax Melange Spinning Mills Ltd | 30/A, V.I.P Road (14th floor), Nayapaltan. | Radio Equipment Inst. | Bullet M5, Nano Station M5 & POE Adapter | 33,173 |
| 35 | SM Knitwear | Head Office HOUSE # SE 4, ROAD# 137, GULSHAN 1 Dhaka | LAN Setup Solution | 3 boxes Cat-6 Cable | 57,692 |
| 36 | Karnafuly Shoes Industries Ltd | Rangadia, Anowara, GPO Nox 1010, Chittagong, Bangladesh | Radio Equipment Inst. | Antenna-3GHZ-Panel 23 DBI, Jumper cable, RM3, POE adapter, | 81,731 |
| 37 | Nestle Bangladesh Ltd | Level 4 227/A, Tejgaon Gulshan Link Road Tejgaon Industrial Area Dhaka | Video Surveillance Solution | Sound Station2 (Analog), Expansion microphones kit for sound station 2, | 157,692 |
| 38 | Royal Park Residence, Dhaka | House # 85, Road # 25A, Block # A, Banani C/A, Dhaka-1213, Bangladesh | Switch & Router Inst. | Firewell Security Appliance Model:FG-80CM Brand:Fortinet | 365,385 |

| | | | | | |
|---|---|---|---|---|---|
| 39 | Faujdarhat Cadet College | Faujdarhat Cadet College Faujdarhat,Ctg. | LAN Setup Solution, Others Solution & Video Surveillance Solution | DVR-16 CH, BNC- Connector, Bullet CC Camera, Cable Tie, Camera Housing, Camera stand, Camera adapter, Socket Multipin, Electric Cable-23/76, HDD-4tb, MK Box, Power plug-3 pin, power strip, Patch Cord FC/FC, LED Television, VGA to HDMi Converter, HDMi Cable 30m, | 409,500 |
| 40 | Bangladesh Express Co. Ltd. | House # 16, Block # 8 Road # 10A, Banani Dhaka-1213. | Other Solutions | Cosec Vega, Cosec Path RDFE, CPM EM Prox, GE Plateform, GE tam, & Cosec GE ESS, | 583,650 |
| 41 | Lenny Fashions Ltd | Plot-66-68, DEPZ, Savar, Dhaka | Switch & Router Inst. | Wireless Access point EAP300 | 12,981 |
| 42 | Dhakarea Limited (Mirae Company) | Plot 23-27 DEPZ (Ext. Area), Savar | LAN Setup Solution, Optical Fiber Solution | RJ45 Connector, UTP cat6 Cable, WNR2000,Combained socket, 23/76 Electric Cable, Electric Tape, MK Box, Royal plug, Screw, Cable Tie, Sleeve, TJ Box, Optical Fiber4 core, Patch Cord 5M, Media Converter, & Patch Cord 3M, | 28,807 |
| 43 | Birds Bangaldesh Agencies Ltd. | Darus Salam Road, Mirpur1, Dhaka. | Optical Fiber Solution | Cable tie, Fiber Cable 4 core, Sleeve, TJ Box-2 pcs, | 3,365 |
| 44 | BOGRA ENERGY & POWER LTD | Rangpur Highway, Nishindara, Bogra. | Lan Setup Solution, Optical Fiber Solution, Radio Equipment Inst. | Cable Tie, Connector, UTP Cat6 Cable, Nanao M5, | 9,615 |
| 45 | Concord Group | 93 B New Eskaton Road Dhaka-1000. | Switch & Router Inst. | Mikrotik RB450G, | 10,577 |
| 46 | Masco Cottons Ltd. | Redwan Complex,<br>House # 44, Gazipura, | Lan Setup Solution | Cable Tie 12,Cat6 RJ45 Connector, UTP CAT6 Solid Cable , | 15,385 |
| 47 | SM Knitwear | Head Office HOUSE # SE 4, ROAD# 137, GULSHAN 1 Dhaka | Optical Fiber Solution | Media Converter-10/100, Tie, Sleever, Patch Cord, Optical Fiber Cable 4 Core & TJ Box | 23,558 |
| 48 | Expeditors (Bangladesh) Ltd | Dhaka Branch - DAC<br>25 Gulshan Avenue<br>Dhaka-1212, Bangladesh | Lan Setup Solution | Keystone Jack, RJ45 Connector, UTP Cat6 Cable, MK Box, Face plate & Face Plate Duel port, | 25,460 |
| 49 | Rising Group | Plot-I/10, Block-K, Sialbari Mirpur, Dhaka, Bangladesh. | Optical Fiber Solution & Radio Equipment Inst. | Nano Station M5, RJ45 Connector, Cable Tie, Cat6 cable, | 27,130 |
| 50 | The Delta Spinning Mills Ltd | Road # 6, House #389(2nd Floor),Baridhar, D.O.H.S, Dhaka | Switch & Router Inst. | Mirotik RB450G | 36,058 |
| 51 | Novo Nordisk Pharmaceuticals (Pvt.) Ltd | House#26 Road#7 Bolck -G Banani Dhaka-1213 | Other Solutions | Cable Tie, Patch Cord 2M , Optical Cable 4 core, Media Converter, Patch Cord 5M & TJ Box | 48,833 |
| 52 | Karnafuly Shoes Industries Ltd | Rangadia, Anowara, GPO Nox 1010, Chittagong, Bangladesh | Radio Equipment Inst. | Antenna-3GHZ-Panel 23 DBI, Jumper cable, RM3, POE adapter, | 81,731 |
| 53 | Bangla Tel | R# 29, H# 396, Mohakhali DOHS. | Video Surveillance Solution | Audio Confarencing Device IP 7000 | 156,395 |
| 54 | Novo Nordisk Pharmaceuticals (Pvt.) Ltd | House#26 Road#7 Bolck -G Banani Dhaka-1213 | Video Surveillance Solution & Other Solutions | Monitor HP 18.5'' LED, PC HP pro 6300 MT Intel Core i5 3.2 Ghz/4Gb DDR#/500 GB/KB/Mouse, 1200 VA UPS , | 293,315 |
| 55 | Next Sourcing (Bangladesh Liaison Office) | SM tower ( level - 7 ) , House - 14, Road -2 , Sector- 3 , uttara, Dhaka | Video Surveillance Solution & Switch & Router Inst. | Realpresence Group300, Mikrotik Router RB-450G, | 672,615 |

| | | | | | |
|---|---|---|---|---|---|
| 56 | Radisson BLU Hotel | Labonee Beach Road,Hotel Motel Zone, Kalatali,Cox'sBazar | Video Surveillance Solution | VCD Group500 , | 826,923 |
| 57 | Birds Bangaldesh Agencies Ltd. | Darus Salam Road, Mirpur1, Dhaka. | Optical Fiber Solution | Cable tie, Fiber Cable 4 core, Sleeve, TJ Box-2 pcs, | 3,365 |
| 58 | Homebound Packers & Shippers | SW(A) 26, Gulshan Avenue, P.O. Box No. GN-6052, Dhaka-1212 , Bangladesh | Optical Fiber Solution | Cable Tie, UTP patch cord-3M, Optical Fiber 4 core, Media Converter-10/100, Patchc cord-sc/sc-5 mtr, Sleeve & TJ Box, | 15,574 |
| 59 | Expeditors (Bangladesh) Ltd | Dhaka Branch - DAC<br>25 Gulshan Avenue<br>Dhaka-1212, Bangladesh | Lan Setup Solution | Keystone Jack, RJ45 Connector, UTP Cat6 Cable, MK Box, Face plate & Face Plate Duel port, | 22,750 |
| 60 | East West Property Development Pvt. Ltd. | BG NoC, Bashundhara | Optical Fiber Solution | Cable Tie, Optical Fiber 4 Core, Media Converter, Patch Cord SC/SC 10M, Patch Cord SC/SC 3M & TJ Box. | 28,846 |
| 61 | Knit Concern Ltd | 62, Water Works Road, Godnail, Narayangonj-1400 | Switch & Router Inst. | Mikrotik- RB1100AHX2 | 40,385 |
| 62 | Rising Group | Plot-I/10, Block-K, Sialbari Mirpur, Dhaka, Bangladesh. | Optical Fiber Solution & Radio Equipment Inst. | RJ45 Connector, Cable Tie, Cat6 cable, | 42,202 |
| 63 | Lafarge Surma Cement | 65 Gulshan Avenue, 3rd Floor, Gulshan-1, Dhaka-1212, Bangladesh | Other Solutions | UPS 1000VA Offline & Offline UPS 650VA | 67,308 |
| 64 | Karnafuly Shoes Industries Ltd | Rangadia, Anowara, GPO Nox 1010, Chittagong, Bangladesh | Radio Equipment Inst. | Antenna-3GHZ-Panel 23 DBI, Jumper cable, RM3, POE adapter, | 81,731 |
| 65 | ANANTA GROUP LTD | House-20, road-99, Gulsha-2, Dhaka Present Client: Norton 138 Gulshan Avenue. | Video Surveillance Solution | Box IP Camera DV Bx1300 Camera Housing & Camera stand | 265,000 |
| 66 | ANANTA GROUP LTD | House-20, road-99, Gulsha-2, Dhaka Present Client: Norton 138 Gulshan Avenue. | Video Surveillance Solution | Box IP Camera, Dome IP Camera, HDD-2 pcs, NVR 19 CH & POE Switch 24 port | 330,000 |
| 67 | Industrial Hand Protection Ltd | Plot:06, Sector:1A, Road No:05, CEPZ, Chittagong | Video Surveillance Solution | 16 CH DVR, BNC Connector, Cabel tie, Bullet CC Camera, Camera Housing, Camera Stand, , HDD, MK Box,Bullet CC Camera HW912A, DVR 16 Channel , SO# 2015031802, 23/76 Electric cable-2000M, Bullet CC Camera YH-555LT-15 pcs, RG coaxial cable, LED monitor 18.5". | 850,240 |
| 68 | Lafarge Surma Cement | 65 Gulshan Avenue, 3rd Floor, Gulshan-1, Dhaka-1212, Bangladesh | Video Surveillance Solution | PTZ IP Camera, Mod: SNP-6320RHP, Camera Joystick, Model: SPC-1010, Bullet IP Ca, Mo: SNO-6084RP, Dome IP C, M: SND-6011RP, BIP C, M: SNO-6011RP-19 Units, NVR 64 Channel, Model: SRN-4000, On Line UPS- 2KVA, 24 Port 10/100 Managed -SRW224G4, & LED TV Sony, | 3,846,154 |
| 69 | Sainsbury's Asia Limited | Level # 3, Concord IK Tower, Plot # 2, North Avenue, Gulshan-2, | Video Surveillance Solution | BNC Connector Camera Adapter, Dome Cam CCADR700FL36CW | 7,500 |
| 70 | ICDDR,B | ICDDR,B Head office, Mohakhali | Optical Fiber Solution | Cable Tie,Optical Fiber Cable 4 Core, TJ Box | 11,886 |
| 71 | Bangladesh Accord Foundation | AJ Heights, 12th Floor Cha-72/1/D, Progoti Shoroni North Badda, Dhaka - 1212 | Switch & Router Inst. | EnGenius WAP ENS202EXT, | 31,048 |
| 72 | Youngone Group | Plot No:11-16 , Scetor-2, Road No: 2 ,CEPZ | Radio Equipment Inst. | Antenna-5GHZ-29 DBI, Jumper cable, Rocket M5, POE adapter, | 90,476 |
| 73 | Embassy of the Republic of Korea | 4 madani road, Baridhara, Dhaka | Optical Fiber Solution | Cable Tie,Optical Fiber 4 core, Meadia Converter-10/100, Sleeve, TJ Box, Patch-sc/sc-5 m, Patch-sc/sc-10m. | 90,476 |
| 74 | Youngone Group | Plot No:11-16 , Scetor-2, Road No: 2 ,CEPZ | Radio Equipment Inst. | Air Fiber 5U | 195,238 |

| | | | | | |
|---|---|---|---|---|---|
| 75 | Industrial Hand Protection Ltd | Plot:06, Sector:1A, Road No:05, CEPZ, Chittagong | Video Surveillance Solution | 16 CH DVR, BNC Connector, Cabel tie, Bullet CC Camera, Camera Housing, Camera Stand, , HDD, MK Box,Bullet CC Camera HW912A, DVR 16 Channel , SO# 2015031802, 23/76 Electric cable-2000M, Bullet CC Camera YH-555LT-15 pcs, RG coaxial cable, LED monitor 18.5". | 842,143 |
| 76 | Radio Foorti Limited | Land Mark(8th Floor) 12-14 Gulshan Northa C/A, Gulshan-2, Dhaka-1212 | LAN Setup Solution | Cat6 UTP Cable | 27,196 |
| 77 | Masco Cottons Ltd. | Masco Cottons Limited<br>Redwan Complex,<br>House # 44, Gazipura, | Video Surveillance Solution | Bullet CC Camera DS-2CD2132F-I5, Camera Housing, Dome Camera DS-2CD2132-I, HDD 3TB-8, Switch 24 port-, NVR32 Channel & PTZ IP Camera DS-9632NI-ST, | 890,476 |
| 78 | Unilever Bangladesh Limited | ZN Tower, Plot # 2, Road # 8, Gulshan-1, Dhaka-1212, Bangladesh | Optical Fiber Solution | Tie, 4 core, MC, PC.5M, Sleeve & TJB, | 10,619 |
| 79 | Bashundhara Paper Mills Ltd | Road-3, Block-G, Umme Kulsum Road, Bashundhara R/A, Baridhara, | Optical Fiber Solution | Tie-100pcs, 4 Core, MC, PC SC/SC 5M, Sleever, TJB, | 12,876 |
| 80 | International Turkish Hope School | Plot # 07, Road # 6, Sector # 4, Uttara, Dhaka-1230 | Other Solutions & Switch & Router Inst. | ARUBA -Injector-3501G, Screw, ARUBA -IAP-205, ARUBA-wallmount kit-220, | 23,810 |
| 81 | Bashundhara Paper Mills Ltd. | Bashundhara Paper Mills, Meghnaghat. | Optical Fiber Solution | Cable Tie,Optical Fiber 4 Core, Media Converter, Patch Cord SC/SC 5M, Inverter, Sleever, TJ Box, | 29,048 |
| 82 | ANANTA GROUP LTD | House-20, road-99, Gulsha-2, Dhaka Present Client: Norton 138 Gulshan Avenue. | Switch & Router Inst. | Mikrotik-450G | 55,238 |
| 83 | Orion Footwear Ltd. | 153-154 Tejgaon Industrial Area, Dhaka-1208, Bangladesh | Video Surveillance Solution | 6U Rack, DVR 8 CH, BNC-connector, Camera Housing, Camera Adapter, Camera stand, Keystone Jack, Cat6 cable, UTP patch cord-3 mtr, Combined socket mul, LED Monitor, Offline UPS-650 VA, Coaxial cable, Switch 24 port & Wire Manager-1 U, | 212,153 |
| 84 | Computer Network Systems Ltd. | Corporate Office : 75-76, 3rd Floor, B.S Bhaban, Labratory Road, 1205, Dhaka | Video Surveillance Solution | Bullet IP Camera, Model: DS-2CD2232-I5, Brand: Hikvision, | 221,429 |
| 85 | Orion Footwear Ltd. | 153-154 Tejgaon Industrial Area, Dhaka-1208, Bangladesh | Video Surveillance Solution | DVR-8 CH, BNC Connector, CC Dome camera, Camera power adapter, HDD-4 TB, Keystone jack, Face plate-1 port, RJ 45 connector, LED Monitor, MK Box, Switch 24 port, Wire Manager, Bullet Camera, Combined socket-mul, | 272,313 |
| 86 | F R Properties Limited | FR Tower, 32 Kemal Ataturk Avenue, Banani, Dhaka | Video Surveillance Solution | 9U Rack, BNC Connector, B. IP Camera, Rj45 Connector, Cat6 UTP Cable, Combine Socket, Electric Cable 23/76 cable, Optical Fiber Cable 4 core, Media Converter, Mk Box, UPS 650VA, P. Panel , Coaxial Cable, LED TV 32", Cable Tie, E. Tape, Royal bolt, Royal plug, Saddle , Screw, HDD 4TB, Switch 8 port, PoE Switch 16 port, HVR 8CH, PC. SC/FC 2M, TV Stand, F. Pipe 1", PVC Pipe 3/4" & Washer, | 293,825 |
| 87 | JC Penney (Bangladesh Liaison Office) | House#67/D, R#11, Banani, Dhaka-1213, | Video Surveillance Solution | CAT6 UTP Keystone Jack, Rosenberger, Cat6 RJ45 Connector-Rosenberger, Cat6 UTP Solid Cable 23 AWG, Brand: Rosenberger, CAT6 UTP patch cord 1 Meter (Rosenberger), Cat6 UTP Patch cord 3 Meter ( Rosenbeger), MK Box, Face Plate single port CAT6 ( Rosenberger), Face Plate Duel port CAT6 ( Rosenberger) | 411,544 |
| 88 | Simple Approach Ltd. | House : 152, (3rd & Floor)<br>Road: 01, (Est Side), | Switch & Router Inst. | VCD Realpresence group500 | 495,238 |

| | | | | | |
|---|---|---|---|---|---|
| 89 | Orion Infrastructure Ltd | Jatarbari Fly Over Project Central Plaza | LAN Setup Solution & Switch & Router Inst. | PoE switch 8 port, 24 port switch,RND, Bullet CC Camera, Cat6 UTP Cable, Cable Tie, & RJ45 Connector, | 768,165 |
| 90 | Orion Infrastructure Ltd | Jatarbari Fly Over Project Central Plaza | Video Surveillance Solution | Bullet IP Camera,Camera Housing, Camera Adapter,Camera Stand, RJ45 Connector, UTP Patch Cord 1M, Combine Socket, Electric Cable 23/76, Media Converter, PC. SC/SC 5m, TJ Box, MK Box & NVR24P | 780,121 |
| 91 | HA-MEEM Group | Head Office, Ha-Meem Group, Phoenix Tower (4th Floor), Tejgaon I/A, Dhaka | Radio Equipment Inst. | Grounding with copper wire, Electric Cable 10RM, Loghting Arrestor, Guy mast tower. | 65,000 |
| 92 | HA-MEEM Group | Head Office, Ha-Meem Group, Phoenix Tower (4th Floor), Tejgaon I/A, Dhaka | Switch & Router Inst. | Mikrotik-CCR1016-12G | 74,286 |
| 93 | Consumer Knitex Limited | 158 Shantinagar Dhaka-1217 Bangladesh | Optical Fiber Solution, Radio Equipment Inst. | ARM, Cable Tie, RJ45 Connector, UTP Cat6 Cable, Electric Tape, PIB tape, Bullet M5, Nano Station M5. | 80,989 |
| 94 | North West Power Generation | Bidyut Bhaban, Level - 14, 1, Abdul Gani Road Dhaka - 1000 | Other Solutions | Projector Model: CP- X4030WN, Brand: HITACHI. | 100,952 |
| 95 | HA-MEEM Group | Head Office, Ha-Meem Group, Phoenix Tower (4th Floor), Tejgaon I/A, Dhaka | Switch & Router Inst. | Mikrotik CCR1036-12G-4S-EM, | 185,714 |
| 96 | BANGLADESH SECURITIES AND EXCHANGE COMMISSION | Jiban Bima Tower (14th, 15th, 16th & 20th Floor). 10, Dilkusha Commercial Area. Dhaka 1000, Bangladesh | Video Surveillance Solution | Samsung LED TV 55",M-55H6400, UPS 1000VA (Online),RealPresence Group 300-720p, TV Trolly | 474,762 |
| 97 | Sea Pearl Beach Resort & Spa ltd | F.R Tower(18th Floor), 32 Kemal Ataturk Avenue, Banani C/A, Dhaka 1212, Bangladesh | Various products | Recording Server (3U, 8-Bay), Analog Trunk with CID Model:KX-TDA6181- 1 Unit,CID Extension Card Model:KX-TDA6178,-25pcs,DISA Card Model:KX-TDA0190+0191,-1 Unit,IP Phone Set Model: KX-NT321-19pcs,IP Phone Set Model: KX-NT343-3 unit,IP Phone Set Model: KX-NT305-1 Unit,IP SIP Extension Activation Key Model:KX-NCS4716, Brand: PANASONIC-2 Unit,IP SIP Trunk Activation Key Model: KX-NCS4104-16 Unit,IPPT Activation Key Brand: PANASONIC-16 Unit,MDF for PABX System-1 Unit,PABX Main Unit Model:KX-TDE600-1 Unit,Power Unit for PABX System-60 Unit,SLT CID Telephone Set Model: KX-T7705, Brand: PANASONIC-18 Unit,SLT CID Telephone Set Model: KX-T7703-550 Unit,SLT CID Telephone Set Model: KX-T7716- 604 , Optcal fiber cable 6 core OM3-1350M, | 29,927,386 |
| 98 | JC Penney (Bangladesh Liaison Office) | House#67/D, R#11, Banani, Dhaka-1213, Bangladesh. | LAN Setup Solution | CAT6 UTP Keystone Jack, Rosenberger, Cat6 RJ45 Connector-Rosenberger, Cat6 UTP Solid Cable 23 AWG, Brand: Rosenberger, CAT6 UTP patch cord 1 Meter (Rosenberger), Cat6 UTP Patch cord 3 Meter ( Rosenbeger), MK Box, Face Plate single port CAT6 ( Rosenberger), Face Plate Duel port CAT6 ( Rosenberger), | 683,480 |
| 99 | British American Tobacco Bangladesh(BATB) | New DOHS Road, Mohakhali, Dhaka-1206. | Video Surveillance Solution | Audio Conferencing device soundstation2 | 500,000 |
| 100 | Debenhams Hong Kong Limited, Bangladesh Liaison Office | House # 23, Road # 28, Block # K, Banani, Dhaka | Video Surveillance Solution | Server HP proLiant DL 320e Gen.8 V2, | 182,900 |

| | | | | | |
|---|---|---|---|---|---|
| 101 | LankaBangla Finance Limited | Safura Tower (5th Floor), 20 , Kemal Ataturk Avenue, Banani C/A, Dhaka -1213 | Video Surveillance Solution | Sound Station2 (Analog) | 65,000 |
| 102 | Bangladesh Madrasah Education Board | 2 Orphanage Road, Bakshi Bazar, Dhaka-1211 | Video Surveillance Solution | Bullet CC Camera Model: YH-8001, Camera stand, Camera housing, Camera power adapter, Socket multi pin, Electric cab-23/76, MK Box, Coaxial jelly cable, | 32,880 |
| 103 | Index Companies | House#34, Road#12, Block#K, Baridhara Diplomatic Zone, Dhaka. | LAN Setup Solution | Cable tie, UTP patc Cord-3 mtr-,Optical Fiber Cable 4 core, Media Converter-10/100, Patch-sc/sc-5 mtr, Sleeve, TJ Box, | 27,120 |
| 104 | Bengal Meat Processing Industries Limited | 110, Tejgaon 1/A Dhaka-1208 | Video Surveillance Solution | Dome CC Camer, Camera Power Adapter, | 6,831 |
| 105 | ANANTA GROUP LTD | House-20, road-99, Gulsha-2, Dhaka Present Client: Norton 138 Gulshan Avenue. | Video Surveillance Solution | CMS Software | 28,571 |
| 106 | Armana Group Limited. | Plot:232-234 Tejgaon I/A,Dhaka1208 | Video Surveillance Solution | Bullet CC Camera DS-2CD2132F-I5, Camera Housing, D. Camera DS-2CD2132-I, HDD 3TB, Switch 24 port, NVR32 Channel & PTZ IP Camera DS-9632NI-ST, | 436,455 |
| 107 | Base Papers Limited | Dhamrai, Dhaka | LAN Setup Solution | Power Strip, Cat6 UTP Cable, Cable Tie, Connector, | 11,260 |
| 108 | British American Tobacco Bangladesh(BATB) | New DOHS Road, Mohakhali, Dhaka-1206. | Video Surveillance Solution | Audio Conferencing device soundstation2 | 239,544 |
| 109 | DIPTA Apparels Ltd. | | Optical Fiber Solution | Cable Tie,Optical Fiber 4 Core, Media Converter, Patch Cord SC/SC 5M, Inverter, Sleever, TJ Box, | 23,810 |
| 110 | Kurmitola Golf Club | Kurmitola Golf Club, Dhaka Cantonment | Radio Equipment Inst. | Dish Antenna 3GHz, ARM, Cable Tie, RJ45 Connector, UTP Cat6 Cable, RM3, POE adapter, | 1,366,362 |
| 111 | Lafarge Surma Cement | 65 Gulshan Avenue, 3rd Floor, Gulshan-1, Dhaka-1212, Bangladesh | Video Surveillance Solution | PTZ IP Camera, Mod: SNP-6320RHP, Camera Joystick, Model: SPC-1010, Bullet IP Ca, Mo: SNO-6084RP, Dome IP C, M: SND-6011RP, BIP C, M: SNO-6011RP-19 Units, NVR 64 Channel, Model: SRN-4000, On Line UPS- 2KVA, 24 Port 10/100 Managed -SRW224G4, & LED TV Sony, | 2,808,850 |
| 112 | Masco Cottons Ltd. | Redwan Complex,<br>House # 44, Gazipura, | Video Surveillance Solution | Bullet CC Camera DS-2CD2132F-I5, Camera Housing, D. Camera DS-2CD2132-I, HDD 3TB, Switch 24 port, NVR32 Channel & PTZ IP Camera DS-9632NI-ST, | 1,000,000 |
| 113 | Masco Cottons Ltd. | Redwan Complex,<br>House # 44, Gazipura, | Video Surveillance Solution | Bullet CC Camera DS-2CD2132F-I5, Camera Housing, D. Camera DS-2CD2132-I, HDD 3TB, Switch 24 port, NVR32 Channel & PTZ IP Camera DS-9632NI-ST, | 2,200,000 |
| 114 | Metro Knitting & Dyeing Ltd (Banani) | Metro Knitting & Dyeing Ltd (Banani Office) House-19, Road- 16, Block- B, Banani, Dhaka. | Video Surveillance Solution | OTC, VC- Group-500 ( Polycom) | 1,492,857 |
| 115 | MetroNet Bangladesh Limited | PBL Tower (13th Floor), 17(New) Gulshan North C/A,Dhaka 1212 | Video Surveillance Solution | 6U Rack, DVR 8 CH, BNC-connector, Camera Housing, Camera Adapter, Camera stand, Keystone Jack, Cat6 cable, UTP patch cord-3 mtr, Combined socket mul, LED Monitor, Offline UPS-650 VA, Coaxial cable, Switch 24 port & Wire Manager-1 U, | 438,095 |
| 116 | Nestle Bangladesh Ltd | Nina Kabbo, 227/A Gulshan Tejgaon Link Road, Tejgaon, Dhaka - 1208, Bangladesh | Optical Fiber Solution | Antenna-5GHZ-29 DBI, Jumper cable, Rocket M5, POE adapter, | 75,238 |
| 117 | Optimal Technology | Flat No - C4, Level - 4, House No - GA-85, Gulshan Badda Link Road, Dhaka - 1212 | Video Surveillance Solution | Realpresence Group500-1 pcs, Group Series Multipoint Licens, Brand: Polycom | 495,238 |
| 118 | Optimal Technology | Flat No - C4, Level - 4, House No - GA-85, Gulshan Badda Link Road, Dhaka - 1212 | Video Surveillance Solution | Realpresence Group500-1 pcs, Group Series Multipoint Licens, Brand: Polycom | 542,857 |

| | | | | | |
|---|---|---|---|---|---|
| 119 | Philip Morris Bangladesh Limited | Nina Kabbo (Level 8), 227/A, Gulshan - Tejgong Link Road Tejgong | Video Surveillance Solution | VVX500, VVX600, VVX Color Exoension, Universal power supply, CX3000 & Microphone kit, | 1,062,237 |
| 120 | RSPL Health Bangladesh Limited | House # 04, Road # 9A, Nikunja 1, Dhaka - 1229,Bangladesh. | Video Surveillance Solution | DVR-16 CH, BNC- Connector, Bullet CC Camera, Cable Tie, Camera Housing, Camera stand, Camera adapter, Socket Multipin, Electric Cable-23/76, HDD-4tb, MK Box, Power plug-3 pin, power strip, Patch Cord FC/FC, LED Television, VGA to HDMi Converter, HDMi Cable 30m, | 200,629 |
| 121 | Sonia & Sweaters Limited | Kondolbagh, Taibpur, Ashulia Road, Savar Dhaka-1341, Bangladesh | Video Surveillance Solution | Realpresence Group500-1 pcs, Group Series Multipoint Licens, Brand: Polycom | 520,000 |
| 122 | Tupperware Bangladesh Pvt. Ltd | Road 12, House No: 104-E Banani, Dhaka-1213 | Optical Fiber Solution | Cable Tie,Optical Fiber 4 core, Meadia Converter-10/100, Sleeve, TJ Box, Patch-sc/sc-5 m, Patch-sc/sc-10m. | 15,429 |
| 123 | Kung Keng Textile (Bangladesh) Co. Ltd. | Depz, extension zone, plot# 135-146,Savar, Dhaka | Switch & Router Inst. | Wirless Access Point EPA-300 | 15,429 |
| 124 | Rapid Action Battalion Forces | Airport, Uttara | 22U Close rack | 22U Close rack | 17,660,751 |
| | | | Mikrotik RB450G | Mikrotik RB450G | |
| | | | LED Television 40Inch | LED Television 40Inch | |
| | | | Power Strip | Power Strip | |
| | | | Keystone Jack | Keystone Jack | |
| | | | RJ45 Connector | RJ45 Connector | |
| | | | Cat6 UTP Cable | Cat6 UTP Cable | |
| | | | MK Box | MK Box | |
| | | | Face Plate | Face Plate | |
| | | | Royal plug | Royal plug | |
| | | | Screw | Screw | |
| | | | VCD group700 | VCD group700 | |
| | | | Group serise 1080p license | Group serise 1080p license | |
| | | | Mic Array | Mic Array | |
| | | | Eagle Eye producer | Eagle Eye producer | |
| | | | RMX 1800Ip server | RMX 1800Ip server | |
| | | | Realpresence group500 | Realpresence group500 | |
| | | | RPAD-1 pcs & Capture server | RPAD-1 pcs & Capture server | |
| **Total** | | | | | **84,021,223** |

**Annexure G:**

Quantity of inventories-in-transit and subsequent realization thereof with bank names, cheque numbers & dates

| Sl/No. | Name of clients | Inventories -in-transit 31.12.2015 in BDT | Realization (invoice value) in BDT | Quantity | Name of Bank | 1st Cheque No. | 2nd Cheque No. | 3rd Cheque No. | 1st Date | 2nd date | 3rd Date |
|---|---|---|---|---|---|---|---|---|---|---|---|
| 1 | ACI Godrej Agrovet Private Limited | 347,671 | 540,000 | Video Conference Device (VCD) | BAL | EFT | - | - | 6/16/2016 | - | - |
| 2 | Actionaid Bangladesh | 47,592 | 62,465 | Tie-100pcs, 4 Core-800mtr, Sleever-12pcs & TJB-2 pcs | BAL | BEFTN | - | - | 2/22/2016 | - | - |
| 3 | ANANTA GROUP LTD | 63,697 | 85,900 | Dome IP Camera -GV-EFD1100-20 pcs, Box IP Camera-4 pcs, Dome IP Camera-4 pcs, HDD-2 pcs, NVR 19 cha:-1 pcs & POE Switch 24 port-1 pcs, | BAL | 2550366 | - | - | 6/29/2016 | - | - |
| 4 | Apollo Hospitals Dhaka | 17,200 | 22,575 | EAP600-1 pcs, Kit-220-1 pcs, IAP-205-1 pc, MC--10/100-1 pcs & PoE Injector-1 pc | BAL | 9201232 | - | - | 6/26/2016 | - | - |
| 5 | Augere Wireless Broadband Bangladesh Ltd. | 425,000 | 525,000 | Service Support | BAL | 6849503 | 794561 | - | 2/4/2016 | 2/23/2016 | - |
| 6 | Bangladesh Economic Zones Authority (BEZA) | 1,815,015 | 3,267,783 | VCD Group 500-2 pcs, Multipoint License-1 pcs & Cisco Router 2911-SEC-K9-1 pcs, Online UPS 3KVA-3 pcs, Speaker-1 pcs, Group700-1 pcs, Group multipoint license Group700-1 pcs, LED TV 55"-2 pcs & LED TV 40"-1 pcs | DBBL | 2045362 | - | - | 5/18/2016 | - | - |
| 7 | Bangladesh Edible Oil Limited. | 164,758 | 200,000 | mikrotik, CCR 1036-8G-2S+EM-2 pcs | BAL | EFT | - | - | 4/12/2016 | - | - |
| 8 | Bangladesh Export Processing Zones , Authority BEPZA | 8,339,959 | 10,592,247 | Various of Quantity - 2774 | BAL | 2129033 | - | - | - | - | - |
| 9 | Bangladesh International Tutorial Ltd. | 336,831 | 494,506 | Matrix, Bullet came-13FL-40CW-4 pcs, Tie-200 pcs, Camera Housing-4 pcs, Camera stand-4 pcs, RJ45 conn-30 pcs, Matrix- Dome IP Came-13FL-40CW-5 pcs, EL Tape-2 pcs & HVR-0408-2 pcs, Rack -6U-1 pcs, Rack -9U-2 pcs, Cat6 systi-610 m, Fiber 4 core-300 m, HDD-4BT-2 pcs, LED TV-40"-2 pcs, MC-10/100-2 pcs, Off L-UPS-1KVA-2 pcs, Off-L-UPS-650VA-1 pcs, Patch- | BAL | 6662210 | 0621547 | - | 3/24/2016 | 9/7/2016 | - |

| | | | | | | | | | | | |
|---|---|---|---|---|---|---|---|---|---|---|---|
| | | | | sc/sc-5 m-2 pcs, POE switch-TL-8 port-2 pcs, TJ Box-2 pcs | | | | | | | |
| 10 | Bangladesh Youth Leadership Center | 62,993 | 107,011 | RJ45 conn-120 pcs, Cat6-Rosen:-915 m, Socket mul-1 pcs, Mikrotik-450g-1 pcs, MK Box-1 pcs, Switch-24 port-1 pcs, JWNR-2010-1 pcs, 12U wall mount rack-1 pcs, | BAL | 0548525 | 0548571 | - | 4/12/2016 | 5/25/2016 | - |
| 11 | Berger Paints Bangladesh Ltd. | 251,429 | 330,000 | Mikrotik CCR1016-12G-1 pcs Tie-300 pcs, Optical adap-50 pcs, 6 core armored-1000 m, Optical PigTail (MM) 1.5M OM3-50 pcs, Patch Cord SC/LC (MM) Duplex - 3 Meter-50 pcs, Sleeve-60 pcs, | BAL | 3690386 | - | - | 3/10/2016 | - | - |
| 12 | Berger Paints Bangladesh Ltd. | 42,711 | 82,500 | Kit-220-5 pcs, POE inj-3501-5 pcs, IAP-205-5 pcs, | BAL | 3729778 | - | - | 6/19/2016 | - | - |
| 13 | Biman Bangladesh Airlines Ltd. | 370,579 | 457,774 | 6U Rack-1 pcs, 9U Rack-1 pcs, RJ45 conn-50 pcs, Cat6-305m, CISCO Router-1 pcs, UPS-Offline-1KVA-2 pcs, 12U Wall Mount Rack-1 pcs, Cat6 Keystone Jack, Brand: Safenet-5 pcs, Cat6 RJ45 Connector-20 pcs, UTP CAT6 Solid Cable 23 AWG, Brand: Safenet-245 m, Cat6 UTP Patch Cord - 1 Meter, Brand: Safenet-20 pcs, Cat6 UTP Patch Cord - 3 Meter, Brand: Safenet-5 pcs, MK Box-10 pcs, UPS Offline - 1KVA-2 pcs, Patch Cord SC/SC (SM) Simplex -5 Meter-1 pcs, Face Plate Single Port, Brand: Safenet-5 pcs, Cat6 UTP Patch Panel 24 Port with keystone Jack, Brand: Safenet-1 pcs, Wire Manager - 1U, Brand: Safenet-1 pcs, | BAL | 7494123 | - | - | 6/30/2016 | - | - |
| 14 | Biman Bangladesh Airlines Ltd. | 36,498 | 59,830 | Manageable Switch 48 port-1 pcs & Manageable Switch 24 port-1 pcs, Tie-200 pcs, Electric Tape-2 pcs, RJ45 Connector-50 pcs, Cat6 UTP Cable -200M, RM2-7 pcs & Rubber Duck Antenna-10 pcs | BAL | 7494123 | - | - | 6/30/2016 | - | - |
| 15 | BRAC | 136,640 | 168,790 | Service Support | BAL | EFT | - | - | 6/15/2016 | - | - |
| 16 | BRAC Bank Limited. | 109,725 | 125,000 | Mikrotik CCR1036-8G-2S+EM-1 pcs, | BAL | EFT | - | - | 5/25/2016 | - | - |
| 17 | BRACnet | 384,000 | 480,000 | POE Injector-3501-4 pcs, Kit-220-4 pcs, IAP-220-4 pcs, Screw-12 pcs POE inj-3501-5 pcs, Kit-220-5 pcs, IAP-205-5 pcs, PoE injector-2 pcs, Wall mount kit-2 pcs & IAP-205-2 pcs, | BAL & Shahjalal | 2010086 | 0748221 | - | 3/13/2016 | 1/13/2016 | - |
| 18 | DEBENHAMS HONG KONG LIMITED | 305,550 | 579,687 | Tie-150 pcs, 4 core-5200 m, 12 core-200 m, MC-10/100-2 pcs, Patch-sc/sc-5 m-2 pcs, Sleeve-12 pcs & TJ B-2 pcs, | DBBL | 11025263 | | - | 3/16/2016 | - | - |
| 19 | DEBENHAMS HONG KONG LIMITED | 2,170,733 | 4,317,242 | Battery 12V-100AH-20 pcs, Battery Cabinet-1 pcs & Batter Charger 240V 10aH-1 pcs | DBBL | EFT | EFT | - | 7/20/2016 | 7/28/2016 | - |

| | | | | | | | | | | | |
|---|---|---|---|---|---|---|---|---|---|---|---|
| 20 | Dekko Bottom Division | 182,946 | 225,992 | UTP Cable-5490 mtr, Cable tie-200 pcs, Keystone jack Rosenber:-150 pcs, RJ45 conn Rose:-100 pcs, UTP patch cord Rosen:-1 mtr-150 pcs, UTP patch 5 mtr-Rosen:-75 pcs, Electric tape-5 pcs, Face plate-2 port-Rosen:-60 pcs, PABX Main unit-1 set, PABX master phone-1 pcs, Telephone set -40 pcs, Face 1port-65 pcs & RJ11 keystone jack-65 pcs, Security Appliance, Brand: Cisco-1 pcs, Manageable Switch 24 port, Brand: Cisco-5 pcs & EHWIC -4ESG, Brand:CISCO-2 pcs Etc. | BAL | 5833223 | - | - | 6/30/2016 | | - |
| 21 | Dressmen | 518,500 | 640,500 | SQLCAL 2014 SNGL OLP NL UsrCAL, Brand: Microsoft-10 pcs, SQLSvrStd 2014 SNGL OLP NL, Brand: Microsoft-2 pcs, WinSvrCAL 2012 SNGL OLP NL DvcCAL, Brand: Microsoft-10 pcs & WinSvrStd 2012R2 SNGL OLP NL 2Proc ( P73-06285), Brand: Microsoft-2 pcs | BAL | 7849890 | 7849888 | - | 3/15/2016 | 2/11/2016 | - |
| 22 | Dutch Club Dhaka | 25,323 | 46,026 | Service Support | BAL | 1978980 | - | - | 3/13/2016 | - | - |
| 23 | e.Gen Consultants Ltd. | 416,500 | 514,500 | Service Support | BAL | 3795884 | - | - | 2/29/2016 | - | - |
| 24 | Edotco Bangladesh Co. Ltd. | 86,135 | 159,916 | Cable Clip-30 pcs, Tie-50 pcs, RJ45 conn-6 pcs, Cat6 Cable -100M, POE Injector-3501G-1 pcs, ARUBA wallmount kit-220-1pcs, ARUBA-IAP-1 pcs, | BAL | 681208 | - | - | 4/4/2016 | - | - |
| 25 | Envoy Textile Limited. | 366,590 | 525,000 | Service Support | DBBL | BEFTN | - | - | 2/22/2016 | - | - |
| 26 | Halliburton International Inc. | 98,522 | 203,963 | Router, Brand: Cisco, Model: Cisco1941-SEC/K9-1 pcs, Tie-100 pcs, 4 core-600 m, MC-10/100-2 pcs, Patch-sc/sc-5 m-1 pcs, Patch-sc/sc-10 m-1 pcs, Sleeve-12 pcs & TJ B-3 pcs | BAL | 0525459 | - | - | 4/20/2016 | - | - |
| 27 | Hellmann World Wide Logistics. | 36,208 | 38,000 | Box IP Camera Model: GV-UBX1301-1F-2 pcs, Camera Stand-1 pcs, Camera Housing-1 pcs, | BAL | 0985870 | - | - | 6/19/2016 | - | - |
| 28 | ICDDR'B | 102,499 | 154,350 | BWMGR v5 License-1 pcs, Mokrotik-450g-1 pcs, POE-3501g-4 pcs, Kit-220-4 pcs, IAP-205-4 pcs, | BAL | 0867693 | - | - | 5/25/2016 | - | - |
| 29 | JMS Garments Ltd. | 477,619 | 590,000 | Group500-1 pcs, Multipoint License -Group500, Brand: Polycom-1 pcs, LED Television 55Inchi, Model: 55J5500-1 pcs | DBBL | 7331346 | 8317235 | - | 1/30/2016 | 1/21/2016 | - |
| 30 | Korean EPZ (KEPZ) Corporation Bd. Ltd | 247,714 | 306,000 | Service Support | DBBL | 7497245 | - | - | 5/29/2016 | - | - |
| 31 | Lanka Bangla Asset | 56,568 | 78,750 | Cable Clip 6mm-20 pcs, Tie-20 pcs, Connector-12 pcs, UTp Cable-100m, PoE Injector PD-3501G-AC-2 pcs, Screw 1"-12 pcs, Wall mount | BAL | 9365327 | - | - | 6/13/2016 | - | - |

| | | | | | | | | | | | |
|---|---|---|---|---|---|---|---|---|---|---|---|
| | Management Company Ltd. | | | kit-2 pcs & WAP IAP-205-2 pcs, Tie-100pcs, Cat6 UTP PC3M-2 Unit, 4 Core-500mtr, MC-2 Unit, PC SC/SC 5M-1 Unit, Sleever-12pcs, TJB-2 Unit, Tie-100 pcs, UTP PC. 3M-2 pcs, 4 core-300m, MC-2 pcs, PC/ SC/SC 5m-2 pcs, Sleeve-12 pcs & TJB-2 pcs | | | | | | | |
| 32 | Marico Bangladesh Limited. | 2,429 | 3,000 | Rj45 Con-80 pcs, Thai Alluminium CH-7 pcs, PVC pipe 1"-30 pcs, Socket 1"-20 pcs, PVC pipe 1.5"-10 pcs, PVC Socket 1"-20 pcs, PVC pipe 1"-10 pcs, PVC CH 1"-4 pcs, Rlectric Tape-2 pcs, Flexible pipe -100Fts, Screw 1:-156 pcs & Royal plug -156 pcs, | BAL | EFT/BC | - | - | 4/18/2016 | - | - |
| 33 | Marico Bangladesh Limited. | 26,714 | 33,000 | F. Plate Single port-33pcs, Keystone jack-33 pcs, PC.1M-37 pcs, PC.3M-33 pcs, F. Plate Single port-33 pcs, 22U rack-1 pcs & P. Panel 24 port-2 pcs | BAL | EFT | - | - | 5/19/2016 | - | - |
| 34 | Masco Cottons Ltd. | 95,200 | 124,950 | Tie-200 pcs, UTP patch-2 m-2 pcs, 4 core-500 m, MC-10/100-2 pcs, Patch-sc/sc-5 m-2 pcs, Sleeve-24 pcs & TJB-3 pcs, Tie-150 pcs, UTP patch-3 m-2 pcs, 4 core-200 m, MC-10/100-2 pcs, Patch-sc/sc-5 m-2 pcs, Sleeve-12 pcs, TJB-2 pcs, Tie-200 pcs, RJ45 Con-12 pcs, Cat6 UTP-200M, F.P Anten 3GHz-2 pcs, ARM-2 pcs, PoE Adapter-2 pcs, & RM3-2 pcs. | BAL | 2758137 | - | - | 2/16/2016 | - | - |
| 35 | Masco Exports Ltd. | 38,048 | 47,000 | POE switch-8 port-3 pcs | BAL | CASH | - | - | 5/24/2016 | - | - |
| 36 | Metlife | 1,794,697 | 2,428,027 | Camera- SATATYA-CIBR13FL60CW-4 pcs, RJ45 conn-150 pcs, Cat6 Rosen:-3050 m, Dome IP Cam-42 pcs, HDD-4TB-8 pcs, HDMI Cable-20m-2 pcs, HVR-2 pcs, PoE Switch 24 port, Brand: CISCO Model: SRW224G4P-K9-5 pcs | BAL | EFT | - | - | 6/21/2016 | - | - |
| 37 | MetroNet Bangladesh Limited | 807,619 | 1,060,000 | RMX 1500 /2000/4000 Resource License Pack-1 pcs & Group 310-720p-3 pcs, | BAL | 1244618 | 1785650 | - | 1/18/2016 | 3/15/2016 | - |
| 38 | MetroNet Bangladesh Limited | 298,310 | 368,500 | VCD Group 500-3 pcs & Group License-3 pcs | BAL | 2553380 | - | - | 6/9/2016 | - | - |
| 39 | MRB Bangladesh PVT. Ltd. | 110,500 | 136,500 | Service Support | BAL | EFT | - | - | 2/29/2016 | - | - |
| 40 | NewZealand Dairy Products Bangladesh Ltd. | 947,513 | 1,158,150 | Server, Brand: Dell, Model: Dell Power Edge R730-1 pcs, ExchgStdCAL 2013 SNGL OLP NL DvcCAL (381-04313) -5 pcs, ExchgSvrStd 2013 SNGL OLP NL-1 pcs, SSL Certificate, Brand: RapidSSL-1 pcs, WinSvrCAL 2012 SNGL OLP NL UsrCAL, Brand: Microsoft-5 pcs & WinSvrStd | BAL | 3724510, | 3677014 | - | 5/25/2016 | 2/9/2016 | - |

| | | | | | | | | | | | |
|---|---|---|---|---|---|---|---|---|---|---|---|
| | | | | 2012R2 SNGL OLP NL 2Proc -1 pcs, Access Control Device Cosec FOP-3 pcs. | | | | | | | |
| 41 | Orion Power Dhaka Ltd. | 347,671 | 578,200 | 6U rack-1 pcs, DVR 8 CH-1 pcs, BNC COnn-12 pcs, Tie-100 pcs, Camera Adapter-6 pcs, Keystone jack-8 pcs, RJ45 Conn-12 pcs, UTP PC. 1M-8 pcs, UTP PC. 3M-6 pcs, Dome CC Camera -6 pcs, Electric Cable 23/76-300m , HDD 4TB-1 pcs, LED monitor -1 pcs, Power Strip-1 pcs, Coaxial Cable-300m, Face plate-8 pcs, UTP Patch panel-1 pcs, Royal bolt-4 pcs & Switch 16 port-1 pcs, USB 3G Modem-10 pcs & Mikrotik RB951Ui-2Hnd-10 pcs, | BAL | 0106051 | - | - | 6/27/2016 | - | - |
| 42 | Rising Group | 76,002 | 89,250 | CCR1036-12G-4S-EM-1 pcs | BAL | CASH | - | - | 5/31/2016 | - | - |
| 43 | RSPL Health BD Ltd. | 24,757 | 57,988 | Service Support | DBBL | EFT | - | - | 6/8/2016 | - | - |
| 44 | Sainsbury's Asia Limited | 10,332 | 12,763 | Tie-100 pcs, UTP PC. 3m-2 pcs, 4 core-600m, MC-2 pcs, PC. 5M SC/SC -2 pcs, Sleeve-12 pcs & TJB-2 pcs, | BAL | 0003669 | - | - | 2/3/2016 | - | - |
| 45 | Sanmar Group | 647,619 | 800,000 | VC- Group-300 polycom-1 set & Group 500-720P - 1 Pc | DBBL | 6340852 | 6340853 | 5748855 | 2/17/2016 | 3/10/2016 | 6/14/2016 |
| 46 | Sea Pearl Hotel | 6,956,515 | Invoice not genareted yet | | | | - | - | - | - | - |
| 47 | Shanta Properties Ltd. | 51,877 | 61,600 | Mikrotik CCR1009-8G-1S-1S+-1 pcs & Wireless AP R6220-3 units. | BAL | 0093000 | - | - | 4/6/2016 | - | - |
| 48 | Sheltech Technologies Limited. | 262,947 | 577,500 | Bullet IP Camera, Brand: Matrix, Model: SATATYA-CIBR13FL40CW-10 pcs, Camera Power Adapter OUTPUT 12V-..1A-10 pcs, Combined Socket - Multipoint-10 pcs, MK Box-10 pcs, Switch Unmanaged 8 - Port-1 pcs, E L cable-23/76-200 m,offline UPS-2KVA-1 pcs, Power strip-2 pcs, 9U Rack-1 pcs, RJ45 conn-50 pcs, Cat6-915 m, Tie-500 pcs, 4 core-800 m, TJB-4 pcs | BAL | 4457570 | - | - | 6/28/2016 | - | - |
| 49 | Shimizu Corporation | 31,346 | 37,701 | Tie-200 pcs, RJ45 conn-10 pcs, Cat6-100 m, 4core-2050 m, MC-10/100-4 pcs, Patch-sc/sc-5 m-3 pcs, Sleeve-12 pcs TJB-4 pcs, Switch-8 port-1 pcs, Tie-100 pcs, RJ45 conn-4 pcs, Cat6-50 m, 4 core-838 m, MC-10/100-2 pcs, Patch-sc/sc-5 m-3 pcs, Sleeve-12 pcs TJB-2 pcs, Antenna Rubber duck 2.4 GHz 9 Dbi-4 pcs, RM2-2 pcs, RJ45 Con-6 pcs, UTp Cat6-60m & WAP WNR2000-1 pcs | BAL | 2031993 | - | - | 5/19/2016 | - | - |
| 50 | STS Educational Group Ltd. | 560,744 | 782,216 | RJ45-5 pcs, Cat6-5Mtr, Mikrotik RB450G-1 pcs, Mounting kit-1 pcs, PoE Injector-1 pcs & Wireless AP IAP-205-1 pcs, | BAL | 6141340 | 5120178 | - | 4/25/2016 | 5/2/2016 | - |

| | | | | | | | | | | | |
|---|---|---|---|---|---|---|---|---|---|---|---|
| 51 | STS Educational Group Ltd. | 370,311 | 681,030 | Keystone jack-Rosen ber-231 pcs, RJ45 conn-80 pcs, Cat6 cable-resenber-3050 mtr, UTP patch cord rosenber-1 mtr-49 pcs, UTP patch cord-rosenber-3 mtr-45 pcs, Mikrotik-CCR1016-12G-1 pcs, POE Injector-4818-2 pcs, Face plate-2 port- rosenber-87 pcs, ARUBA-IAP-205-2 pcs, ARUBA wall mountkit-2 pcs, UTP Cable Rosenberger-3660M, PC. 1M -88 pcs,PC 3M-44 pcs, Mikrotik CCR1016-12G-1 pcs, POE Switch 24 port-4 pcs, Wire Manager-4 pcs & UPS 1KVA UPS offline-1 pcs, Pach Pannel-10 Units | BAL | 6140992 | 5120164 | - | 4/17/2016 | 9/8/2016 | - |
| 52 | Techstar Packaging Pvt Ltd | 11,025 | 18,000 | Mikrotik RB450G-1 pcs | BAL | 0823012 | - | - | 5/18/2016 | - | - |
| 53 | Tex Services (Bangladesh) Limited | 186,000 | 315,241 | Security Appliance, Model: ASA5520-K9, Brand: CISCO-1 pcs | BAL | 7715013 | - | - | 6/21/2016 | - | - |
| 54 | Union Group | 956,388 | 1,460,899 | Bullet IP Camera CIBR13FL40CW-13 pcs, Bullet IP Camera CIBR13FL60CW-1 pcs, Camera adapter-39 pcs, Intel NUC-1 pcs, Dome IP Camera CIDR13FL40CW-31 pcs, HDD 500GB-1 pcs & RAM DDR3 4G-1 pcs, Access control FR-1200-6 pcs, Access Control F18-6 pcs, Magnetic door lock-6 pcs & Power Adapter-6 pcs, Push Button-6 Unit, UPS-650 VA-2 pcs, Switch-8 port TPL-1 pcs, VNR-64CH-1 pcs, HDD-4TB-8 pcs | DBBL | 7216147 | 4520847 | 8632430 | 6/29/2016 | 7/5/2016 | 1/7/2016 |
| 55 | Universal Menswear Ltd. | 407,015 | 590,000 | Group500-1 set & Group Serise License-1 pcs & LED Television - 40 Inch, -1 pcs | DBBL | 0128285 | - | - | 2/29/2016 | - | - |
| 56 | Varner Retail Bangladesh | 106,696 | 131,801 | Access Control Exit reader, KR-500-1 pcs & Iclock-700, ZKTeco-1 pcs, Drill bit 6.5mm-1 pcs & PVC CH 1.5"-4 pcs PVC Ch 1.5"-6 pcs, | BAL | 0934585 | - | - | 1/25/2016 | - | - |
| 57 | Viyellatex Limited | 396,667 | 490,000 | Group Series Multipoint Licens, Brand: Polycom-1 pcs & Polycom-Realpresence Group500-1 pcs | BAL | 0026685 | - | - | 5/25/2016 | - | - |
| **Total** | | **33,568,647** | **38,024,623** | | - | - | - | - | - | - | - |

**N. B:** BAL = Bank Asia Limited

DBBL = Dutch Bangla Bank Limited

EFT = Electronic funds transfer

BEFTN = Bangladesh Electronic Funds Transfer Network

**Annexure H:**

Name wise schedule of trade and other receivables having outstanding balance of more than TK. 1,00,000.00 with subsequent realization thereof;

| Particulars | Receivable as at 31 December 2015 Taka | Subsequent realization up to 31 August 2016 Taka |
|---|---|---|
| **Trade Receivables** | | |
| ABB Limited | 885,955 | 885,955 |
| ACI Godrej Agrovet Private Limited | 465,001 | 465,001 |
| Agrabaad Hotel | 124,350 | 124,350 |
| AGRICULTURAL MARKETING CO. LTD. | 127,271 | 127,271 |
| AKH Fashion Ltd | 674,595 | 674,595 |
| Al-Faruque Group | 167,813 | 167,813 |
| Amari Dhaka | 156,800 | 156,800 |
| American International University Banglad | 148,000 | 148,000 |
| Amex Knitting & Dyeing | 103,650 | 103,650 |
| ANANTA GROUP LTD | 466,195 | 466,195 |
| Angel Drop Limited | 237,060 | 180,000 |
| Armana Group (Goldenwear Outfitters Ltd) | 553,278 | 553,278 |
| Arunima Group | 112,500 | 112,500 |
| Augere Wireless Broadband Bangladesh | 525,000 | 495,000 |
| Bangladesh Army | 156,400 | 156,400 |
| Base Textiles Limited | 317,168 | 317,168 |
| Bellagio Restaurant | 209,816 | 209,816 |
| Bengal Meat Processing Industries Limited | 177,733 | 177,733 |
| Berger Paints Bangladesh Ltd | 365,178 | 365,178 |
| Best Holdings Ltd. | 4,129,447 | 4,129,447 |
| Biman Bangladesh Airlines Ltd | 927,761 | 927,761 |
| BracNet | 480,000 | 212,572 |
| British American Tobacco Bangladesh | 929,070 | 929,070 |
| Campex | 110,150 | 103,000 |
| CEMEX CEMENT BANGLADESH LTD-IPL | 941,147 | 941,147 |
| Chevron Bangladesh | 2,040,868 | 2,040,868 |
| Chittagong University of Engineering & Te | 226,159 | 226,159 |
| Coats Bangladesh Ltd | 312,000 | 312,000 |
| Computer Network Systems Limited | 203,000 | 203,000 |
| Consumer Knittex Limited | 167,084 | 167,084 |
| Cosmos Telecom | 713,400 | 713,400 |
| Danish Condensed Milk (BD) Ltd.(Partex) | 599,118 | 599,118 |
| DBL Group | 323,935 | 321,606 |
| Debenhams Hong Kong Limited, Bangladesh L | 739,153 | 739,153 |
| Debonair Group(Head File) | 109,250 | 109,250 |
| Dekko Group | 451,983 | 451,983 |
| DeniTex | 138,000 | 138,000 |
| Department Of Social Services | 330,000 | 330,000 |
| Dewhirst Group Limited (Dhaka Office) | 195,000 | 195,000 |
| Diamond World | 141,600 | 125,600 |
| Digi Net | 126,000 | 126,000 |
| Dressmen | 640,500 | 320,250 |
| Dutch Bangla Power Plant | 216,800 | 216,800 |
| e.Gen Consultants Ltd. | 514,500 | 514,500 |
| Enam Labels Ltd | 137,858 | 137,858 |
| Envoy Group Ltd. | 194,000 | 194,000 |
| Envoy Textile Limited | 641,000 | 641,000 |
| EON Group | 156,000 | 156,000 |
| Evergreen Products Factory (BD) | 102,409 | 102,409 |
| Executive Technologies Ltd | 109,437 | 109,437 |
| Gap International Sourcing Pte | 136,650 | 136,650 |
| Gazi Group | 160,000 | 160,000 |
| Germania-Trest Consortium | 151,000 | 151,000 |
| Grey Advertising Bangladesh Ltd | 114,500 | 114,500 |
| Habib Group | 2,115,729 | 2,115,729 |

| | | |
|---|---|---|
| Halliburton (HBR Energy, Inc.) | 274,682 | 274,682 |
| HA-MEEM Group | 491,827 | 409,854 |
| Haque & Sons Ltd. | 275,000 | 275,000 |
| High Commission of INDIA | 194,521 | 194,521 |
| HOTEL SARINA LTD | 106,143 | 106,143 |
| HSBC Bangladesh | 996,524 | 996,524 |
| Hutchison Global Comm. ltd | 4,059,120 | 4,059,120 |
| ICDDR,B | 328,831 | 328,831 |
| IEL (Orion Group) Shidhir Gonj | 413,000 | 413,000 |
| Industrial Hand Protection Ltd. | 231,800 | 231,800 |
| International Beverages Private Limited | 186,000 | 186,000 |
| Interstoff Apparel | 207,065 | 207,065 |
| JC Penney(Bangladesh Liaison Of | 403,299 | 220,885 |
| JMS Garments Ltd | 295,000 | 282,174 |
| Karnafhuli Fertilizer Company | 144,885 | 144,885 |
| Karnaphuli Shoes Industries Ltd | 178,946 | 178,946 |
| Kurmitola Golf Club | 520,180 | 419,011 |
| Kwun Tong Apparels Ltd | 184,816 | 184,816 |
| Lafarge Surma Cement Limited | 7,287,054 | 7,287,054 |
| Lanka Bangla Finance Limited | 125,750 | 125,750 |
| Lenny Fashions Limited | 146,000 | 146,000 |
| Linde Bangladesh Limited. (BOC) | 168,979 | 168,979 |
| LM Ericsson Bangladesh Limited | 205,866 | 205,866 |
| Long beach Hotel | 109,000 | 109,000 |
| LSI Industries Ltd | 131,000 | 131,000 |
| Macomm | 223,137 | 223,137 |
| Madina Cement Industries Ltd. | 103,500 | 103,500 |
| Marks & Spencer Bangladesh | 232,019 | 232,019 |
| MASCO GROUP | 2,074,000 | 2,074,000 |
| Meghna Group of Industries(Fresh) | 458,475 | 458,475 |
| Mermaid Beach Resort | 138,186 | 138,186 |
| Metlife Alico | 138,896 | 138,896 |
| MetroNet bangladesh Ltd. | 530,000 | 530,000 |
| Monno Group | 168,872 | 168,872 |
| Nestle Bangladesh Ltd | 409,449 | 409,449 |
| Nevigate Communication SPL | 549,900 | 549,900 |
| Next Accessories Ltd | 102,000 | 102,000 |
| North South University | 148,500 | 148,500 |
| Northern University Bangladesh | 518,637 | 518,637 |
| North-West Power Generation company Ltd | 283,318 | 283,318 |
| Opex Group Ltd | 401,891 | 401,891 |
| Optimal Technology | 675,000 | 675,000 |
| Orion Footwear Ltd | 1,920,230 | 1,920,230 |
| Orion Group Ltd | 1,351,719 | 1,351,719 |
| Orion Infrastructure Ltd. | 923,556 | 923,556 |
| Orion Laboratories Ltd | 241,033 | 241,033 |
| Orion Pharma Ltd | 400,468 | 400,468 |
| Pacific Bangladesh Telecom Ltd | 210,000 | 210,000 |
| Papella Limited | 114,000 | 114,000 |
| Partex Furniture Industries Ltd | 235,981 | 235,981 |
| Pedrollo nk ltd | 101,090 | 101,090 |
| Philip Morris International | 565,349 | 565,349 |
| Pioneer Knitwear Ltd. | 248,403 | 248,403 |
| Plan International Bangladesh | 211,669 | 211,669 |
| Praasad Paradise, Hotel and Resorts | 177,933 | 177,933 |
| Qatar Petrochemical Company | 118,000 | 118,000 |
| Radisson Blu Dhaka Water Garden | 150,900 | 150,900 |
| RECKITT BENCKISER (BD) LTD | 120,300 | 120,300 |
| Roche Bangladesh Ltd | 196,320 | 196,320 |
| RSPL Health BD Ltd. | 317,070 | 317,070 |
| Sainsbury's Asia Limited | 207,763 | 207,763 |
| Sanmar | 620,000 | 620,000 |
| Sayeman Beach Resort | 157,015 | 157,015 |
| Sea Pearl Beach Resort & Spa Ltd. | 7,106,511 | 315,000 |
| SGS Bangladesh Limited | 339,725 | 339,725 |
| Shafi Processing Industries Ltd | 208,725 | 208,725 |
| Shore To Shore (Bd) Ltd. | 266,778 | 266,778 |

| | | |
|---|---|---|
| Silver Wave Tours Ltd | 300,000 | 150,000 |
| Simftex Apparels Ltd. | 106,000 | 106,000 |
| SITA Bangladesh (INC BV) | 130,000 | 130,000 |
| Sky Link Cable Network Ltd | 104,903 | 104,903 |
| SOS Solutions | 600,000 | 600,000 |
| Stamford University BD | 178,000 | 178,000 |
| Standard Chartered Bank | 437,994 | 437,994 |
| Standard Group | 100,000 | 100,000 |
| Star Particle Board Mills Ltd | 669,656 | 669,656 |
| Summit Alliance Port Limited | 132,833 | 132,833 |
| THE DAILY ITTEFAQ | 138,000 | 138,000 |
| Thomson Reuters | 100,000 | 100,000 |
| TM Global | 1,099,334 | 1,099,334 |
| Tupperware Bangladesh Pvt. Ltd | 106,799 | 106,799 |
| UNDP | 184,783 | 184,783 |
| Unilever Bangladesh Limited | 1,293,211 | 1,293,211 |
| Unimas Sportswear Limited | 125,000 | 125,000 |
| Unitex Spinning Mills Ltd | 101,992 | 101,992 |
| Universal Menswear ltd | 614,000 | 614,000 |
| Universal Yarn Dyeing Ltd | 320,000 | 320,000 |
| Western Marine Shipyard Ltd. | 139,478 | 139,478 |
| Windy Group | 120,000 | 120,000 |
| Youngone (CEPZ) Ltd. | 471,468 | 471,468 |
| | **74,603,326** | **66,583,216** |

**Annexure I:**

Month-wise gross sales & amount of VAT for the year 2015 thereof;

| Month | Net Sales (BDT) | VAT (BDT) | Gross Sales (BDT) |
|---|---|---|---|
| January | 50,294,531 | 4,348,716 | 54,643,247 |
| February | 44,783,545 | 4,192,426 | 48,975,972 |
| March | 51,405,825 | 4,618,205 | 56,024,030 |
| April | 45,111,445 | 4,586,112 | 49,697,558 |
| May | 45,944,726 | 4,757,595 | 50,702,321 |
| June | 68,005,948 | 5,361,387 | 73,367,336 |
| July | 45,535,996 | 4,515,534 | 50,051,530 |
| August | 49,230,706 | 4,991,942 | 54,222,648 |
| September | 55,934,271 | 4,966,141 | 60,900,412 |
| October | 59,023,100 | 4,896,152 | 63,919,253 |
| November | 87,638,506 | 6,848,182 | 94,486,688 |
| December | 60,040,037 | 5,740,631 | 65,780,668 |
| **Total** | **662,948,637** | **59,823,025** | **722,771,662** |

**Annexure J:**

Name-wise schedule of advance against suppliers with date of advance, subsequent position:

| Name of suppliers | Date | Balance as on 31.12.2015 (BDT) | subsequent position as on 31.08.2016 (BDT) |
|---|---|---|---|
| **Apurba Electric** | 06/16/2015 | 700,000 | - |
| | 06/16/2015 | 613,317 | - |
| | 08/27/2015 | 15,552 | - |
| | 09/20/2015 | 167,772 | - |
| | 10/21/2015 | 553,114 | - |
| | 10/21/2015 | 600,000 | - |
| **Lakeshore Hotel (Open House Party)** | 10/29/2015 | 200,000 | - |
| | 11/03/2015 | 104,500 | - |
| | 11/05/2015 | 290,061 | - |
| | 11/11/2015 | 50,000 | - |
| | 11/16/2015 | 51,000 | - |
| | 11/29/2015 | 87,000 | - |
| | 12/20/2015 | 421,128 | - |
| | 12/21/2015 | 97,500 | - |
| | 12/30/2015 | 45,000 | - |
| **Excel Technology** | 08/19/2015 | 7,280,287 | - |
| | 08/23/2015 | 5,985,526 | - |
| | 08/27/2015 | 2,800,000 | - |
| | 09/08/2015 | 1,400,000 | - |
| | 09/10/2015 | 2,624,685 | - |
| | 10/20/2015 | 925,171 | - |
| | 10/21/2015 | 716,918 | - |
| | 10/26/2015 | 225,547 | - |
| | 11/30/2015 | 483,778 | - |
| **Samsung Electronic** | 02/08/2015 | 720,000 | - |
| | 07/05/2015 | 472,000 | - |
| | 07/05/2015 | 500,000 | - |
| **Bangladesh Cable Shilpa Ltd.** | 11/03/2015 | 827,729 | - |
| **Business Data Automation** | 01/25/2015 | 588,000 | - |
| | 07/06/2015 | 181,500 | - |
| **Elitecore Technologies** | 09/08/2015 | 400,000 | - |
| | 09/10/2015 | 598,250 | - |
| **Double M** | 02/17/2015 | 200,000 | - |
| **Lanbowan Communications Ltd.** | 04/21/2015 | 700,000 | - |
| | 04/21/2015 | 726,375 | - |
| **Run Power Engineering Ltd.** | 11/16/2015 | 76,000 | - |
| **Speed Technology & Engineering** | 01/01/2015 | 1,500,000 | - |
| **United Express** | 03/10/2015 | 1,600,000 | - |
| **implode impressions** | 10/21/2015 | 1,153,114 | - |
| **Lucky Electronics** | 12/25/2015 | 31,851 | - |
| **Power-Link Electronics & Comput** | 02/19/2015 | 1,301,184 | - |
| **FONS Bangladesh Ltd.** | 09/08/2015 | 700,000 | - |
| | 09/10/2015 | 600,000 | - |
| | 09/14/2015 | 597,087 | - |
| **Tatal** | | **39,910,946** | **-** |

**Annexure K:**

Details list of name-wise schedule with quantity of bandwidth & equipment purchased as shown in note 22.1, 22.3

A) Schedule of bandwidth purchased as shown in note 22.1, 22.3

| SL/No. | Suppliers Name | Product Name | QTY (MBPS) |
|---|---|---|---|
| 1 | aamra technology limited | Bandwidth | 68,140 |

B) Schedule of equipment purchased as shown in note 22.1, 22.3

| SL/No. | Suppliers Name | Product Name | QTY (In various UOM) |
|---|---|---|---|
| 1 | Birds Bangladesh Agencies Ltd. | Optical Fiber Solution | 265 |
| 2 | Plan International Bangladesh | Switch & Router Inst. | 5 |
| 3 | QA Services Hong Kong Limited | Other Solutions | 313 |
| 4 | Karnafuly Shoes Industries Ltd | Radio Equipment Inst. | 107 |
| 5 | Halliburton Bangladesh | Switch & Router Inst. | 11 |
| 6 | Birds Bangladesh Agencies Ltd. | Optical Fiber Solution | 265 |
| 7 | Expeditors | LAN Setup Solution & Other Solution | 17 |
| 8 | Unifill Group | Radio Equipment Inst., Lan Setup & Radio Equipments | 3 |
| 9 | RSPL Health Bangladesh Limited | Other Solutions & Video Surveillance Solution | 10 |
| 10 | Karnafuly Shoes Industries Ltd | Radio Equipment Inst. | 107 |
| 11 | ANANTA Group | Video Surveillance Solution | 629 |
| 12 | North West Power Generation | Lan Setup & Switch & Router, Video Surveillance | 823 |
| 13 | Bureau Veritas (Bangladesh) Private Limited | LAN Setup Solution | 1,583 |
| 14 | Birds Bangladesh Agencies Ltd. | Optical Fiber Solution | 265 |
| 15 | Transcom Foods Limited | Switch & Router Inst. | 3 |
| 16 | ANANTA GROUP LTD | Optical Fiber Solution | 547 |
| 17 | Alliance Holdings Limited | Other Solutions | 29 |
| 18 | Quasem Drycell Limited | Other Solutions | 35 |
| 19 | Orion Pharma Ltd. | Other Solutions & Video Surveillance Solution | 243 |
| 20 | Hellmann World Wide Logistics | Lan Setup Solution, Other Solutions & Video Surveillance Solution | 473 |
| 21 | Karnaphuli Shoes Industries Ltd | Radio Equipment Inst. | 107 |
| 22 | Pioneer Knitwears (BD.) Ltd. | Video Surveillance Solution | 4,949 |
| 23 | Birds Bangladesh Agencies Ltd. | Optical Fiber Solution | 265 |
| 24 | Tupperware Bangladesh Pvt. Ltd. | Switch & Router Inst. | 2 |
| 25 | Concord Group | Switch & Router Inst. | 4 |
| 26 | Morimoto Singapore Pte. Ltd | Switch & Router Inst. | 3 |
| 27 | M & U Cycles Ltd. | Switch & Router Inst. | 1 |
| 28 | RAB Control Office | Switch & Router Inst. | 2 |
| 29 | Apollo Hospitals Dhaka | Switch & Router Inst. | 2 |
| 30 | DFDL Dhaka | Optical Fiber Solution & Switch & Router Inst. | 507 |
| 31 | Masco Cottons Ltd | Optical Fiber Solution | 587 |
| 32 | Galaxy Bangladesh | Switch & Router Inst. | 4 |
| 33 | Tupperware Bangladesh Pvt. Ltd | Switch & Router Inst. | 4 |
| 34 | Thermax Melange Spinning Mills Ltd | Radio Equipment Inst. | 3 |
| 35 | SM Knitwear | LAN Setup Solution | 655 |
| 36 | Karnafuly Shoes Industries Ltd | Radio Equipment Inst. | 107 |
| 37 | Nestle Bangladesh Ltd | Video Surveillance Solution | 49 |
| 38 | Royal Park Residence, Dhaka | Switch & Router Inst. | 9 |
| 39 | Faujdarhat Cadet College | LAN Setup Solution, Others Solution & Video Surveillance Solution | 1,396 |
| 40 | Bangladesh Express Co. Ltd. | Other Solutions | 977 |
| 41 | Lenny Fashions Ltd | Switch & Router Inst. | 2 |
| 42 | Dhakarea Limited (Mirae Company) | LAN Setup Solution, Optical Fiber Solution | 655 |
| 43 | Birds Bangaldesh Agencies Ltd. | Optical Fiber Solution | 265 |
| 44 | BOGRA ENERGY & POWER LTD | Lan Setup Solution, Optical Fiber Solution, Radio Equipment Inst. | 256 |
| 45 | Concord Group | Switch & Router Inst. | 1 |
| 46 | Masco Cottons Ltd. | Lan Setup Solution | 359 |
| 47 | SM Knitwear | Optical Fiber Solution | 766 |

| | | | |
|---|---|---|---|
| 48 | Expeditors (Bangladesh) Ltd | Lan Setup Solution | 349 |
| 49 | Rising Group | Optical Fiber Solution & Radio Equipment Inst. | 456 |
| 50 | The Delta Spinning Mills Ltd | Switch & Router Inst. | 5 |
| 51 | Novo Nordisk Pharmaceuticals (Pvt.) Ltd | Other Solutions | 1 |
| 52 | Karnafuly Shoes Industries Ltd | Radio Equipment Inst. | 107 |
| 53 | Bangla Tel | Video Surveillance Solution | 677 |
| 54 | Novo Nordisk Pharmaceuticals (Pvt.) Ltd | Video Surveillance Solution & Other Solutions | 4,577 |
| 55 | Next Sourcing (Bangladesh Liaison Office) | Video Surveillance Solution & Switch & Router Inst. | 9,543 |
| 56 | Radisson BLU Hotel | Video Surveillance Solution | 7,856 |
| 57 | Birds Bangaldesh Agencies Ltd. | Optical Fiber Solution | 265 |
| 58 | Homebound Packers & Shippers | Optical Fiber Solution | 433 |
| 59 | Expeditors (Bangladesh) Ltd | Lan Setup Solution | 370 |
| 60 | East West Property Development Pvt. Ltd. | Optical Fiber Solution | 687 |
| 61 | Knit Concern Ltd | Switch & Router Inst. | 10 |
| 62 | Rising Group | Optical Fiber Solution & Radio Equipment Inst. | 1,121 |
| 63 | Lafarge Surma Cement | Other Solutions | 5,419 |
| 64 | Karnafuly Shoes Industries Ltd | Radio Equipment Inst. | 107 |
| 65 | ANANTA GROUP LTD | Video Surveillance Solution | 5,320 |
| 66 | ANANTA GROUP LTD | Video Surveillance Solution | 5,520 |
| 67 | Industrial Hand Protection Ltd | Video Surveillance Solution | 9,210 |
| 68 | Lafarge Surma Cement | Video Surveillance Solution | 27,200 |
| 69 | Sainsbury's Asia Limited | Video Surveillance Solution | 210 |
| 70 | ICDDR,B | Optical Fiber Solution | 740 |
| 71 | Bangladesh Accord Foundation | Switch & Router Inst. | 8 |
| 72 | Youngone Group | Radio Equipment Inst. | 190 |
| 73 | Embassy of the Republic of Korea | Optical Fiber Solution | 1,093 |
| 74 | Youngone Group | Radio Equipment Inst. | 212 |
| 75 | Industrial Hand Protection Ltd | Video Surveillance Solution | 3 |
| 76 | Radio Foorti Limited | LAN Setup Solution | 209 |
| 77 | Masco Cottons Ltd. | Video Surveillance Solution | 8 |
| 78 | Unilever Bangladesh Limited | Optical Fiber Solution | 201 |
| 79 | Bashundhara Paper Mills Ltd | Optical Fiber Solution | 310 |
| 80 | International Turkish Hope School | Other Solutions & Switch & Router Inst. | 45 |
| 81 | Bashundhara Paper Mills Ltd. | Optical Fiber Solution | 432 |
| 82 | ANANTA GROUP LTD | Switch & Router Inst. | 2 |
| 83 | Orion Footwear Ltd. | Video Surveillance Solution | 6 |
| 84 | Computer Network Systems Ltd. | Video Surveillance Solution | 9 |
| 85 | Orion Footwear Ltd. | Video Surveillance Solution | 11 |
| 86 | F R Properties Limited | Video Surveillance Solution | 16 |
| 87 | JC Penney (Bangladesh Liaison Office) | Video Surveillance Solution | 1 |
| 88 | Simple Approach Ltd. | Switch & Router Inst. | 2 |
| 89 | Orion Infrastructure Ltd | LAN Setup Solution & Switch & Router Inst. | 2,531 |
| 90 | Orion Infrastructure Ltd | Video Surveillance Solution | 3 |
| 91 | HA-MEEM Group | Radio Equipment Inst. | 103 |
| 92 | HA-MEEM Group | Switch & Router Inst. | 1 |
| 93 | Consumer Knitex Limited | Optical Fiber Solution, Radio Equipment Inst. | 1,004 |
| 94 | North West Power Generation | Other Solutions | 1 |
| 95 | HA-MEEM Group | Switch & Router Inst. | 2 |
| 96 | BANGLADESH SECURITIES AND EXCHANGE COMMISSION | Video Surveillance Solution | 1 |
| 97 | Sea Pearl Beach Resort & Spa ltd | Various products | 91,234 |
| 98 | JC Penney (Bangladesh Liaison Office) | LAN Setup Solution | 9,210 |
| 99 | British American Tobacco Bangladesh(BATB) | Video Surveillance Solution | 2 |
| 100 | Debenhams Hong Kong Limited, Bangladesh Liaison Office | Video Surveillance Solution | 1 |
| 101 | LankaBangla Finance Limited | Video Surveillance Solution | 1 |
| 102 | Bangladesh Madrasah Education Board | Video Surveillance Solution | 1 |
| 103 | Index Companies | LAN Setup Solution | 312 |
| 104 | Bengal Meat Processing Industries Limited | Video Surveillance Solution | 21 |
| 105 | ANANTA GROUP LTD | Video Surveillance Solution | 201 |
| 106 | Armana Group Limited. | Video Surveillance Solution | 1 |
| 107 | Base Papers Limited | LAN Setup Solution | 321 |
| 108 | British American Tobacco Bangladesh(BATB) | Video Surveillance Solution | 1 |
| 109 | DIPTA Apparels Ltd. | Optical Fiber Solution | 453 |

| | | | |
|---|---|---|---|
| 110 | Kurmitola Golf Club | Radio Equipment Inst. | 325 |
| 111 | Lafarge Surma Cement | Video Surveillance Solution | 50,321 |
| 112 | Masco Cottons Ltd. | Video Surveillance Solution | 45,577 |
| 113 | Masco Cottons Ltd. | Video Surveillance Solution | 42,122 |
| 114 | Metro Knitting & Dyeing Ltd (Banani) | Video Surveillance Solution | 35,310 |
| 115 | MetroNet Bangladesh Limited | Video Surveillance Solution | 2 |
| 116 | Nestle Bangladesh Ltd | Optical Fiber Solution | 321 |
| 117 | Optimal Technology | Video Surveillance Solution | 2 |
| 118 | Optimal Technology | Video Surveillance Solution | 3 |
| 119 | Philip Morris Bangladesh Limited | Video Surveillance Solution | 4 |
| 120 | RSPL Health Bangladesh Limited | Video Surveillance Solution | 510 |
| 121 | Sonia & Sweaters Limited | Video Surveillance Solution | 1,067 |
| 122 | Tupperware Bangladesh Pvt. Ltd | Optical Fiber Solution | 757 |
| 123 | Kung Keng Textile (Bangladesh) Co. Ltd. | Switch & Router Inst. | 1 |
| 124 | Rapid Action Battalion Forces | 22U Close rack | 4 |
| | | Mikrotik RB450G | 3 |
| | | LED Television 40Inch | 20 |
| | | Power Strip | 20 |
| | | Keystone Jack | 25 |
| | | RJ45 Connector | 200 |
| | | Cat6 UTP Cable | 2000 |
| | | MK Box | 20 |
| | | Face Plate | 20 |
| | | Royal plug | 200 |
| | | Screw | 200 |
| | | VCD group700 | 2 |
| | | Group serise 1080p license | 20 |
| | | Mic Array | 5 |
| | | Eagle Eye producer | 5 |
| | | RMX 1800Ip server | 5 |
| | | Realpresence group500 | 20 |
| | | RPAD-1 pcs & Capture server | 5 |

**Annexure L:**

Details list of vehicles with oil, fuel & lubricants used during 2015 by each vehicle and whether they run with CNG

| Vehicle No. | Rent | Expenses | Fuel | Lubricant & Servicing | Oil or CNG |
|---|---|---|---|---|---|
| Dhaka Metro- GA-19-6657 | - | 123,546 | 281,268 | 27,240 | Oil |
| Dhaka Metro GA-17-8942 | - | 93,852 | 278,484 | 26,480 | Oil |
| Dhaka Metro GA-19-6414 | - | 114,864 | 268,583 | 27,420 | Oil |
| Dhaka Metro GA-19-6421 | - | 84,924 | 232,835 | 13,800 | Oil |
| Dhaka Metro GHA- 13- 9622 | - | 160,825 | 294,634 | 15,185 | Oil |
| Dhaka Metro-GA-33-9586 | - | 113,289 | 217,815 | 19,800 | Oil |
| Dhaka Metro-cha-15-7338 (Rented) | 744,000 | - | 216,346 | - | CNG |
| Dhaka Metro-cha-15-4350 (Rented) | 720,000 | - | 247,708 | - | CNG |
| Dhaka Metro Ma -550054 | - | - | 12,873 | 1,800 | CNG |
| Dhaka Metro Tha -11-9207 | - | 132,561 | 164,100 | 27,365 | CNG |
| | **1,464,000** | **823,861** | **2,214,646** | **159,090** | |

## Additional Disclosures of the Management

### Statement Regarding Cost Audit

This is to certify that, as per provision of the Companies Act 1994, Cost Audit by Professional Accountant is not applicable for "aamra networks Ltd.".

| | | |
|---|---|---|
| **Sd/-** | **Sd/-** | **Sd/-** |
| **Md. Anamul Haque** | **Syed Farhad Ahmed** | **Mr. Khandakar Kayes Hasan** |
| Chief Financial Officer | Managing Director & CEO | Chief Executive Officer |
| aamra networks limited | aamra networks limited | LankaBangla Investments Limited |

### Management Declaration Regarding the Plant and Machinery were Purchased in Brand New Condition

aamra networks limited is a service oriented company therefore plant and machineries are not associate with the operation of the company. However, the Company use some equipment.

We do hereby declare that all the equipment of the Company were purchased in brand new condition. There are no re-conditioned or second hand equipment installed in the Company.

**Sd/-**
**Syed Farhad Ahmed**
Managing Director & CEO
aamra networks limited

### Management Declaration Regarding Warranty & After Sales Services of Equipment

**TO WHOM IT MAY CONCERN**

This is to certify that the machineries namely server, network system, storage system for data center and wireless indoor, outdoor access point, controller for Wi-Fi Hotspot which will be imported directly that will receive warranty & after sales services locally.

**Sd/-**
**Syed Farhad Ahmed**
Managing Director & CEO
aamra networks limited

### Management Declaration Regarding Relationship and Management Expenses Paid to aamra holdings limited

We do hereby declare that the payment have been made up to September 30, 2015 for Relationship and Management Expenses to aamra holdings limited. Subsequently, the management decided not to continue this arrangements.

**Sd/-**
**Syed Farhad Ahmed**
Managing Director & CEO
aamra networks limited

**It appears that you have purchased land from MR. Syed Faruqe Ahmed (Chairman of aamra networks Ltd), Mr. Syed Farhad Ahmed (Managing director & CEO of aamra networks Ltd.), Syeda Farida Ahmed (mother of MR. Syed Faruqe**

**Ahmed and Mr. Syed Farhad Ahmed) and Syeda Amina Ahmed (sister of MR. Syed Faruqe Ahmed and Mr. Syed Farhad Ahmed) amounting to Tk.16.685 crore and incurred total expenditure amounting to Tk. 19.83 crore up to 31-12-15 which is a non-operating asset. Provide management disclosure regarding this and incorporate the same in the Red-herring Prospectus as Per Annexure E (A)(6) of the Bangladesh Securities and Exchange Commission (Public Issue) Rules, 2015.**

**Reply of ANL:** ANL has bought the land to make a state of art IT intelligent building in Chittagong to provide high quality IT services to both Bangladeshi and International companies. This IT intelligent building would be an iconic building in Bangladesh to support digitalization of Bangladesh. This building will include green energy, multi-tier electricity back up, plug and play internet connectivity full Wi-Fi facility, data center with disaster recovery center etc. In fact a client will get all kinds of IT facilities whatever it needs to operate its business.

ANL has a plan to fund the construction of this building partially selling couple of floors and the rest would be coming from syndicate loan from various banks who have shown their keen interest to fund this project. Selection of architectural firm and permission to build the building are in progress now.

But raising of fund through IPO is for completely different projects which we have already explained earlier. Construction of such a big IT Intelligent building will cost a huge amount and it will not be possible to collect such fund through IPO at this moment. Moreover, leveraging debt with raising of fund through IPO (which includes some cost free fund) will be a better proposition for ANL.

**Mention business risk if band-with price falls and Tax/VAT increases and incorporate the same in the Red-herring Prospectus as Per Annexure E (A)(6) of the Bangladesh Securities and Exchange Commission (Public Issue) Rules, 2015.**

**Reply of ANL:** If bandwidth price falls and tax/VAT increase, normally it seems that it will impact in the profitability badly. Actually if bandwidth price falls in the market then our bandwidth purchase price will also falls on the other hand if price falls, uses will be increased i.e volume will be increased. So overall profitability will not impacted for price falls. Tax/VAT is under the Govt. jurisdiction. If TAX/VAT increase than it will impact in our business and also impact in our competitors business. Govt.is working to success their Vision 21 program where digitalization is an important part. So we hope TAX/VAT in our sector will not increase in near future.

**Explain why you have been maintaining 'Enterprise Cloud Services', whereas no income is generated from such services.**

**Reply of ANL:** Revenue from 'Enterprise Cloud Services' was not generated in 2015 since it was not commercially launched at that time. Currently, ANL is generating revenue from cloud services.

**Justification of selling ACE IT ltd. at face value on which ANL had 99.99% shareholdings before selling all its shares to the Chairman and Managing Director of ANL. Also explain the reasons of selling a profitable related business concern to the Chairman and MD and related conflict of interest.**

**Reply of ANL:** The board of directors of ANL considered the following factors while taking the decision regarding sell of share at face value:

a. NAV was BDT 109.86 after dividend declared (Face value was BDT 100).
b. To avoid complicacy of consolidation in the financial statements
c. Insignificant Volume of profit
d. To avoid regulatory complicacy as both company are in same nature of business.

**Copy of approval from BTRC regarding compliance of the condition 3.25 of the BTRC license.**
**Reply of ANL:** Since, ANL has sold the equipments by purchasing those from local sources, therefore, approval from BTRC is not required as per Condition No. 3.25 of the BTRC license.

**Copies of appointment letters of employees recruited from 01-10-2015 to 31-12-2015 for providing services mentioned in note 23.2.1.**

**Reply of ANL:** It is mentionable that, though the management decided not to continue the relationship and management expense with aamra holdings limited from October 01, 2015 but they were assessing and developing the capacity of the current human resources from long before to find out whether they were capable to carry out those responsibilities which are mentioned in note 23.2.1 of the financial statements of ANL. The management of ANL had initiated many in-house assessment for capacity built up of its employees. Subsequently, the management decided not to continue the relationship and management expense with aamra holdings limited, once the current employees were ready to bear out the responsibilities. Also Corporate Governance is well practiced in ANL and the Company has a well-placed organogram. Thus the Company is now emphasizing more on the development of its current employees and bring out their best rather seeking services from other parties. As a result during the period of 01-10-2015 to 31-12-2015 no employee has been recruited for providing services mentioned in note 23.2.1.

## Compliance Status of BTRC license of aamra networks limited

In reference to the below information, we do hereby confirm that the compliance of the condition number 3.29 and 4.04 of the BTRC license have been complied by aamra networks limited.

| Condition number | Compliance Status |
|---|---|
| 3.29 | • ANL does not use any VSAT.<br>• It is mentionable here that aamra networks limited sold bandwidth to ACE IT Networks Ltd. up to 2015 on the basis of work order. Currently, ACE IT Networks Ltd. is purchasing bandwidth from aamra technologies Ltd through an agreement to comply with this clause. |
| 4.04 | • ANL submit tariff plan regularly to BTRC. |

**Sd/-**
**Syed Farhad Ahmed**
Managing Director & CEO

**INDEPENDENT AUDITOR'S REPORT**

to the shareholders of

aamra networks limited

We have audited the accompanying financial statements of **aamra networks limited,** which comprise the statement of financial position as at 30 June 2016, the statement of profit or loss and other comprehensive income, statement of changes in equity and statement of cash flows for the period then ended and a summary of significant accounting policies and other explanatory notes and information.

**Managements' Responsibility for the Financial Statements**

Management of **aamra networks limited** is responsible for the preparation and fair presentation of these financial statements in accordance with Bangladesh Financial Reporting Standards (BFRSs), and for such internal control as management determines is necessary to enable the preparation of financial statements that are free from material misstatement, whether due to fraud or error.

**Auditor's Responsibility**

Our responsibility is to express an opinion on these financial statements based on our audit. We conducted our audit in accordance with Bangladesh Standards on Auditing (BSA). Those standards require that we comply with ethical requirements and plan and perform the audit to obtain reasonable assurance about whether the financial statements are free from material misstatement.

An audit involves performing procedures to obtain audit evidence about the amount and disclosures in the financial statements. The procedures selected depend on the auditor's judgment, including the assessment of the risks of material misstatement of the financial statements, whether due to fraud or error. In making those risk assessments, the auditor considers internal control relevant to the entity's preparation and fair presentation of the financial statements in order to design audit procedures that are appropriate in the circumstances, but not for the purpose of expressing an opinion on the effectiveness of the entity's internal control. An audit also includes evaluating the appropriateness of accounting policies used and the reasonableness of accounting estimates made by management, as well as evaluating the overall presentation of the financial statements.

We believe that the audit evidence we have obtained is sufficient and appropriate to provide a basis for our audit opinion.

**Auditor's Opinion**

In our opinion, the financial statements, prepared in accordance with Bangladesh Financial Reporting Standards (BFRSs), give a true and fair view of the company's financial position as at 30 June 2016 and its financial performance and cash flows for the period then ended and comply with the Companies Act, 1994, Securities and Exchange Rules, 1987 and other applicable laws and regulations.

We also report that:

(a) we have obtained all the information and explanations which to the best of our knowledge and belief were necessary for the purposes of our audit and made due verification thereof;

(b) in our opinion, proper books of account as required by law have been kept by the company so far as it appeared from our examination of those books;

(c) the company's statement of financial position and statement of profit or loss and other comprehensive income dealt with by the report are in agreement with the books of account; and

(d) the expenditure was incurred for the purposes of the company's business.

**Sd/-**

Place: Dhaka **K. M. HASAN & CO.**

24 October 2016 Chartered Accountants

# aamra networks limited
## STATEMENT OF FINANCIAL POSITION
### As at 30 June 2016

| | Notes | Amount in Taka | |
|---|---|---|---|
| | | 30 June 2016 | 31 December 2015 |
| **ASSETS** | | | |
| **Non-current assets** | | | |
| Property, plant & equipments | 4 | 656,004,527 | 599,503,920 |
| Intangible assets | 5 | 26,749,660 | 29,721,845 |
| Advance, deposit & prepayments | 8.1 | 7,740,731 | 8,265,302 |
| Total non-current assets | | 690,494,918 | 637,491,067 |
| **Current assets** | | | |
| Inventories | 6 | 179,385,265 | 106,367,669 |
| Trade and other receivables | 7 | 96,724,905 | 100,924,931 |
| Advance, deposit & prepayments | 8.2 | 99,831,479 | 73,976,414 |
| Cash & cash equivalents | 9 | 13,994,108 | 24,392,730 |
| Total current assets | | 389,935,757 | 305,661,744 |
| **TOTAL ASSETS** | | **1,080,430,675** | **943,152,811** |
| **EQUITY AND LIABILITIES** | | | |
| **Capital and reserves** | | | |
| Share capital | 10 | 380,000,000 | 380,000,000 |
| Share premium | 11 | 159,131,807 | 159,131,807 |
| Retained earnings | 12 | 360,025,458 | 296,024,605 |
| Total equity | | 899,157,265 | 835,156,412 |
| **Non-current liabilities** | | | |
| Deferred tax liability | 13 | 15,816,386 | 14,093,201 |
| **Current liabilities** | | | |
| Lease liabilities | 14 | 964,873 | 1,278,889 |
| Short term loan | 15 | 93,799,204 | 37,002,384 |
| Accrued expenses | 16 | 12,010,236 | 8,514,706 |
| Provision for Workers' Profit Participation Fund (WPPF) | 17 | 10,898,977 | 11,033,407 |
| Trade and other payables | 18 | 40,290,973 | 28,169,791 |
| Provision for tax | 19 | 7,492,761 | 7,904,021 |
| Total current liabilities | | 165,457,024 | 93,903,198 |
| Total liabilities | | 181,273,410 | 107,996,399 |
| **TOTAL EQUITIES AND LIABILITIES** | | **1,080,430,675** | **943,152,811** |
| **Net Asset Value (NAV) per share** | 28.4 | **23.66** | **21.98** |

The annexed notes form an integral part of these financial statements.

| Sd/- | Sd/- | Sd/- |
|---|---|---|
| **Chairman** | **Managing Director** | **Company Secretary** |

Signed in terms of our separate report of even date annexed.

**Sd/-**
**K. M. HASAN & CO.**
Chartered Accountants

Place: Dhaka
24 October 2016

# aamra networks limited

## STATEMENT OF PROFIT OR LOSS AND OTHER COMPREHENSIVE INCOME

### For the half year ended 30 June 2016

| | Notes | Amount in Taka | |
|---|---|---|---|
| | | Jan-Jun'16 | Jan-Jun'15 |
| Revenue | 21 | 381,639,816 | 305,546,025 |
| Cost of goods sold & services | 22 | (234,629,964) | (187,918,178) |
| **Gross Profit** | | **147,009,852** | **117,627,847** |
| Operating expenses | 23 | (69,234,635) | (58,340,365) |
| **Operating Profit** | | **77,775,217** | **59,287,483** |
| Financial expenses | 24 | (5,313,128) | (6,190,905) |
| Other income | 25 | 215,085 | 2,678,164 |
| **Profit before WPPF** | | **72,677,174** | **55,774,741** |
| Workers' Profit Participation Fund (WPPF) | | (3,460,818) | (2,655,940) |
| **Profit before income tax** | | **69,216,356** | **53,118,801** |
| **Provision for income tax** | | | |
| Current tax | 26 | (3,492,318) | (1,707,737) |
| Deferred tax | | (1,723,185) | (2,720,751) |
| | | (5,215,503) | (4,428,488) |
| **Net Profit after income tax** | | **64,000,853** | **48,690,314** |
| Other comprehensive income | | - | - |
| **Total comprehensive income** | | **64,000,853** | **48,690,314** |
| **Earning per share (EPS)** | 28.1 | **1.68** | **1.28** |

The annexed notes form an integral part of these financial statements.

| Sd/- | Sd/- | Sd/- |
|---|---|---|
| **Chairman** | **Managing Director** | **Company Secretary** |

**Sd/-**
**K. M. HASAN & CO.**
Chartered Accountants

Place: Dhaka
24 October 2016

# aamra networks limited

## STATEMENT OF CHANGES IN EQUITY

**For the half year ended 30 June 2016**

**Amount in Taka**

| Particulars | Ordinary Share Capital | Share Premium | Share money deposit | Retained Earnings | Total |
|---|---|---|---|---|---|
| **Balance at 01 January 2015** | **260,000,000** | **-** | **133,862,500** | **175,943,118** | **569,805,618** |
| Addition during the year | 120,000,000 | 163,800,000 | - | - | 283,800,000 |
| Adjustment during the year | - | (4,668,193) | (133,862,500) | - | (138,530,693) |
| Net profit after tax | - | - | - | 120,081,487 | 120,081,487 |
| **Balance at 31 December 2015** | **380,000,000** | **159,131,807** | **-** | **296,024,605** | **835,156,412** |
| **Balance at 01 January 2016** | **380,000,000** | **159,131,807** | **-** | **296,024,605** | **835,156,412** |
| Addition during the year | - | - | - | - | **-** |
| Adjustment during the year | - | - | - | - | **-** |
| Net profit after tax | - | - | - | 64,000,853 | 64,000,853 |
| **Balance at 30 June 2016** | **380,000,000** | **159,131,807** | **-** | **360,025,458** | **899,157,265** |
| **Balance at 30 June 2015** | **380,000,000** | **159,131,807** | **-** | **224,633,432** | **763,765,239** |

**Sd/-**
**Chairman**

**Sd/-**
**Managing Director**

**Sd/-**
**Company Secretary**

*Signed in terms of our separate report of even date annexed.*

**Sd/-**

Place: Dhaka
*24 October 2016*

**K. M. HASAN & CO.**
*Chartered Accountants*

**aamra networks limited**
**STATEMENT OF CASH**
**For the half year ended 30 June 2016**

| | Notes | Amount in Taka | |
|---|---|---|---|
| | | Jan-Jun'16 | Jan-Jun'15 |
| **A. Cash flows from operating activities** | | | |
| Cash received from customers & others | 28 | 386,054,927 | 289,276,402 |
| Cash paid to suppliers and employees | | (264,716,032) | (155,585,729) |
| Operating expenses and others | | (81,489,213) | (71,107,161) |
| Finance expenses paid | | (5,313,128) | (6,190,905) |
| Income tax paid | | (3,533,670) | (5,071,129) |
| **Net cash provided from operating activities** | | **31,002,884** | **51,321,479** |
| **B. Cash flows from investing activities** | | | |
| Acquisition of property, plant & | | (97,884,312) | (61,983,510) |
| Addition/Disposal of non-current assets | | - | 260,000 |
| **Net cash used in investing activities** | | **(97,884,312)** | **(61,723,511)** |
| **C. Cash flows from financing activities** | | | |
| Short-term loan received/(paid) | | 56,796,820 | (128,070,824) |
| Term loan paid | | - | (45,963,913) |
| Lease liabilities paid | | (314,014) | (34,507,316) |
| Proceeds from issue of share capital | | - | 149,937,500 |
| Share issue cost | | - | (4,507,193) |
| **Net cash provided from/(used in) financing activities** | | **56,482,806** | **(63,111,746)** |
| **D. Net increase/ (decrease) in Cash & cash equivalent (A+B+C)** | | (10,398,622) | (73,513,778) |
| Cash & cash equivalent at the beginning of the year | | 24,392,730 | 153,007,018 |
| **Cash & cash equivalent at the end of the period** | 9 | **13,994,108** | **79,493,240** |

The annexed notes form an integral part of these financial statements.

| Sd/- | Sd/- | Sd/- |
|---|---|---|
| **Chairman** | **Managing Director** | **Company Secretary** |

Signed in terms of our separate report of even date annexed.

**Sd/-**

Place: Dhaka
24 October 2016

**K. M. HASAN & CO.**
Chartered Accountants

# aamra networks limited

## NOTES TO THE FINANCIAL STATEMENTS

### For the half year ended 30 June 2016

## 1. ABOUT THE COMPANY

### 1.1 Reporting entity

**aamra networks limited** (formerly Global Online Services Limited) was incorporated in Bangladesh under The Companies Act, 1994 on 10 January 2001 vide registered No. C - 42228(1587)/2001 as a private company limited by shares. The company was converted in to a public company limited by shares on May 08, 2013 under The Companies Act 1994.The registered office of the company is situated at Safura Tower (12th floor), 20 Kemal Ataturk Avenue, Banani C/A, Dhaka - 1213.

### 1.2 Principal activities

Over the last decade, aamra networks limited has been consistently providing state-of-the-art IT communication solutions and services to its customers which includes Internet Access, Web Page Development and Hosting, Leased Port Internet Access ,Total Network Solutions, Video Conferencing Solutions, various IT enable Support, Software Development and Maintenance Services etc.

## 2. SIGNIFICANT ACCOUNTING POLICIES

The accounting policies set out below, which comply with Bangladesh Financial Reporting Standards (BFRSs), have been applied consistently to all periods presented in these financial statements, and have been applied consistently by entities.

### 2.1 Basis of preparation of financial statements

These financial statements of **aamra networks limited** have been prepared on a going concern basis under historical cost convention in accordance with Bangladesh Financial Reporting Standards (BFRSs).The disclosures of information are made in accordance with the requirements of the Companies Act 1994 and the financial statements have been prepared in accordance with Bangladesh Accounting Standard (BAS) -1 using the accrual basis of accounting.
In the preparation of these financial statements, management used available information to make judgments, estimate and assumption that affect the application of accounting policies and the reported amounts of assets and liabilities, income and expenses. Actual results may differ from those estimate.

### 2.2 Going concern

The Company has adequate resources to continue in operation for foreseeable future and hence, the financial statements have been prepared on going concern basis. As per management assessment there are no material uncertainties related to events or conditions which may cast significant doubt upon the Company's ability to continue as a going concern.

It is to be mentioned that, license from BTRC is being regularly renewed by them since 2001 and aamra networks limited has already got the renewed ISP license from BTRC for the period 30 June 2015 to 29 June 2020. It is expected that BTRC will continue the renewal of license in future.

### 2.3 Property, plant and equipments

Property, plant and equipment are stated at historical cost less accumulated depreciation in compliance with the requirements of Bangladesh Accounting Standard (BAS) -16: "Property, Plant and Equipment". The cost of acquisition of an asset comprises its purchase price and any directly attributable cost of bringing the assets to its working condition for its intended use inclusive of inward freight, duties and non-refundable taxes.

#### 2.3.1 Depreciation on property, plant and equipment

Depreciation has been charged to allocate the cost of property, plant and equipments, over the period of their expected useful life, in accordance with BAS 16: "Property, Plant and Equipment". Depreciation is provided for the period in use of the assets. Acquisitions during the year are depreciated for effective month. Depreciation is charged at the following rates under reducing balance method:

| Category of property, plant and equipment | Rate (%) |
|---|---|
| Furniture & Fixture | 10 |
| Office Equipment | 15 |
| Electric Installation | 18 |
| Telephone Installation | 18 |
| Computer & Computer Equipment | 20 |
| Data Centre | 20 |
| Fiber Optic Cable & Equipment | 20 |
| Radio link/infrastructure & Backbone | 18 |
| Motor Vehicle | 20 |
| Office Decoration | 15 |
| Wi-Fi Equipment & Installation | 20 |

### 2.4 Intangible assets

Intangible assets (BAS - 38 Para -8) that are acquired by the Company such as computer software and have finite useful lives are measured at cost less accumulated amortization and accumulated impairment losses, if any.

Subsequent expenditure is capitalized only when it increases the future economic benefits embodied in the specific asset to which it relates.

Intangible assets are amortized on a reducing balance method and charged in statement of profit or loss and other comprehensive income.

Amortization methods, useful lives and residual values are reviewed at each reporting date and adjusted if appropriate.

### 2.5 Components of financial statements

a) Statement of financial position.
b) Statement of profit or loss and other comprehensive income.
c) Statement of changes in equity
d) Statement of cash flows.
e) Notes to the financial statements

### 2.6 Other regulatory compliances

The Company is also required to comply with the following major legal provisions in addition to the Companies Act 1994 and other applicable laws and regulations:

a) The Income Tax Ordinance & Rules, 1984
b) The Value Added Tax Act & Rules, 1991
c) Bangladesh Telecommunication Regulatory Commission Act. 2001
d) Securities & Exchange Rules, 1987

## 2.7 Valuation of inventories

Inventories are stated at cost which is lower than net realizable value in compliance with the requirements of paras 21 and 25 of BAS-2 (Inventories).

The cost of inventories is based on the weighted average cost principle, and includes expenditure incurred in acquiring the inventories and other costs incurred in bringing them to their existing location and condition.

Net realizable value (NRV) is the estimated selling price in the ordinary course of business, less the estimated costs necessary to make the sale.

## 2.8 Impairment

**Non-derivative financial assets**

Financial assets not classified as at fair value through profit or loss, are assessed at each reporting date to determine whether there is objective evidence that it is impaired. A financial asset is impaired if objective evidence indicates that a loss event has occurred after the initial recognition of the asset, and that the loss event had a negative effect on the estimated future cash flows of that asset that can be estimated reliably.

**Non-financial assets**

The carrying amount of the non-financial assets, other than inventories are reviewed at each reporting date to determine whether there is any indication of impairment. If any such indication exists then the assets' recoverable amounts are estimated. For intangible assets that have indefinite lives, recoverable amount is estimated at each reporting date. An impairment loss is recognized if the carrying amount of an asset or its cash generating unit (CGU) exceeds its estimated recoverable amount.

## 2.9 Trade & other receivables

Trade & other receivables are financial assets with fixed or determinable payments that are not quoted in an active market. Such assets are recognized initially at fair value plus any directly attributable transaction costs. Subsequent to initial recognition trade & other receivables are measured at amortized cost using the effective interest method, less any bad debts provision.

## 2.10 Advance, deposit & prepayments

Advances are initially measured at cost. After initial recognition, advances are carried at cost less deduction, adjustment or charges to other account heads. Deposits are measured at payment value. Prepayments are initially measured at cost. After initial recognition prepayments are carried at cost less charges to Statement of Comprehensive Income.

## 2.11 Cash and cash equivalents

Cash and cash equivalents include cash in hand and with banks on current and deposit accounts which are held and available for use by the company without any restriction. There is insignificant risk of change in value of the same.

## 2.12 Share capital

Ordinary shares are classified as equity. Incremental costs directly attributable to the issue of ordinary shares are recognized as a deduction from equity, net of any tax effects. Paid up share capital represents total amount contributed by the shareholders. Holders of ordinary shares are entitled to receive dividends as declared from time to time and are entitled to vote at shareholders' meetings. In the event of a winding up of the Company, ordinary shareholders rank after all other shareholders and creditors and are fully entitled to any residual proceeds of liquidation.

**2.13 Borrowings**

Interest-bearing borrowings include short term bank loan. Interest-bearing borrowings are recognized initially at fair value less any directly attributable transaction costs. Subsequent to initial recognition, interest-bearing borrowings are stated at amortized cost using the effective interest method.

**2.14 Trade & other payables**

Trade & other payables for goods and services received have been accounted for those goods & services for which no payment has been made. Payables are not interest bearing and are stated at their nominal value.

**2.15 Provision for tax**

Provision for tax is made @ 35% on estimated taxable income in accordance with Income Tax Ordinance - 1984.

**2.16 Basis of calculation of deferred tax**

Deferred tax (as per BAS-12) is recognized in accordance with the provision of BAS-12. Deferred tax arises due to temporary difference deductible or taxable for the events of transactions recognized in the statement of comprehensive income. A temporary difference is the difference between the tax base of an asset or liability and its carrying amount/ reported amount in the financial statement. Deferred tax asset or liability is the amount of income tax payable or recoverable in future period(s) recognized in the current period. The deferred tax asset/ income or liability/ expense does not create a legal liability/ recoverability to and from the income tax authority. This is recognized for book purpose as equalization item presented in the financial statements to show the retained earnings as a consistent reflection of the business events.

The nature and amount of a change as deferred tax in an accounting estimate that has an effect in the current period or is expected to have an effect in future periods.

**2.17 Revenue recognition**

**Revenue from goods & services**

In compliance with the requirements of BAS 18 : Revenue from receipts from customers against sales and services are recognized when products and services are provided to customers, that is, when the significant risk and rewards of ownership have been transferred to the buyer, recovery of the consideration is probable, the associated costs and possible return of goods can be estimated reliably, and there is no continuing management involvement with the goods.

**Revenue from other income**

Revenue from bank interest has been recognized at the time of received.

**2.18 Earnings per share (EPS)**

This has been calculated in compliance with the requirements of BAS 33 : Earnings Per Share is calculated dividing the basic earnings by the number of ordinary shares outstanding at the end of the year.

**2.19 Number of employees**

The number of employees engaged for the period who received a total salary of Taka 36,000 and above during the period was 348. None of them were receiving below Taka 3,000 per month.

### 2.20 Statement of cash flows

The statement of cash flows has been prepared in accordance with the requirements of "BAS 7: statement of cash flows" using direct method.

### 2.21 Risk and uncertainty for use of estimates and judgments

The preparation of financial statements in conformity with Bangladesh Financial Reporting Standards (BFRSs) requires management to make judgments, estimates and assumptions that affect the applicable of accounting policies and the reported amounts of assets, liabilities, income and expenses, and disclosure requirements for contingent assets and liabilities during and at the date of the financial statements.

Actual result may differ from these estimates. Estimates and underlying assumptions are reviewed on an ongoing basis. Revisions of accounting estimates are recognized in the period in which the estimate is revised in any future years affected as required by BAS 8 : Accounting Policies, Changes in Accounting Estimates and Errors.

### 2.22 Financial instruments

Non-derivative financial instruments comprise accounts and other receivables, cash and cash equivalents, borrowings and other payables are shown at transaction cost.

### 2.23 Provision, contingent liabilities and contingent assets

The preparation of financial statements in conformity with BAS-37 Provision, Contingent Liabilities and Contingent Assets, requires management to make estimates and assumptions that affect the reported amounts of revenues and expenses, assets and liabilities, and the disclosure requirements for contingent assets and liabilities during and at the date of the financial statements. Due to the inherent uncertainty involved in making estimates, actual result reported could differ from those estimates.

In accordance with the guidelines as prescribed by BAS-37 provisions were recognized in the following situations:

* When the company has a present obligation as a result of past event.

* When it is probable that an outflow of resources embodying economic benefits will be required to

* Reliable estimates can be made of the amount of the obligation.

The Company has contingent liability which has been disclosed in Note-20.

### 2.24 Events after the reporting period

As per BAS -10, Event after the reporting period are those event favorable and unfavorable that occur between the end of the reporting year and the date when the Financial Statements are authorized for issue. Two types of event can be identified:

* Those that provide evidence of conditions that existed at the end of the reporting period (adjusting events after the reporting period); and

* Those that are indicative of conditions that arose after the reporting period (non-adjusting events after the reporting period).

No material events had occurred from the end of the reporting period to the date of issue of this Financial Statements, which could materially affect the value stated in the Financial Statements.

### 2.25 Related party disclosures

The company carried out a number of transactions with related parties (as per BAS-24) in the normal course of business and on arm's length basis. The information as required by BAS 24. Related party disclosure have been disclosed in note-30 to the Financial Statements.

### 2.26 Financial Expenses

Financial expenses comprise the interest on external borrowings, bank charges & others and are recognized as they accrue.

### 2.27 Date of authorization for issue

The financial statements of the company have been authorized for issue by the Board of Directors on 24 October 2016.

## 3. OTHERS

### 3.1 Employee benefits

The company maintains the following benefit schemes for their employees:

(a) **Defined contribution plan**
The company maintains a recognized contributory provident fund for all its permanent employees. Assets of provident fund are held in a separate trustee board administered fund as per the relevant rules and is funded by contributions from both the employees and the company at pre-determined rates.

(b) **Insurance scheme**
Employees of the company are covered under group life insurance scheme & Medical Insurance.

### 3.2 Workers' profit participation fund

The company has made a provision for Worker's Profit Participation Fund (WPPF) for the period Jan - Jun'16. The Company provides 5% of its net profit before tax after charging such expense as Workers' Profit Participation in accordance with "Bangladesh Labour (Amendment) Act 2013".

### 3.3 Reporting period

Previously the company follows the reporting period for 12 months from January to December of each year and accordingly the Financial Statements are prepared and consistently followed. Now, in compliance with the Section-2(35) of the current Income Tax Ordinance 1984, the Financial Statements need to be prepared for the period of 12 months commencing from 01 July each year onwards 2016, which shall be considered income year for the Company. For compliance with the current law, the Company prepared the Financial Statements for half yearly ending June 30, 2016.

### 3.4 Reporting currency

The financial statements are prepared and presented in Bangladeshi currency (Taka), which is the company's functional currency. All financial information presented have been rounded off to the nearest taka except where indicated otherwise.

### 3.5 Comparative information

Comparative information has been disclosed for the period (01.01.2015 to 30.06.2015) in the financial statements for all numerical information and also the narrative and descriptive information where it is relevant for understanding of the current period`s financial statements.

| | | Amount in Taka | |
|---|---|---|---|
| | | 30 June 2016 | 31 December 2015 |
| **4.** | **PROPERTY, PLANT AND EQUIPMENTS** | | |
| | Property, plant and equipments (Except EPZ Project) (Note - 4.1) | 652,586,899 | 595,777,391 |
| | Property, plant and equipments (EPZ Project) (Note - 4.2) | 3,417,628 | 3,726,529 |
| | | **656,004,527** | **599,503,920** |
| **4.1** | **Property, plant and equipments (Except EPZ Project)** | | |
| | Land and land development | 198,344,514 | 198,344,514 |
| | Furniture & fixture | 1,053,828 | 912,380 |
| | Office equipment | 19,750,037 | 20,146,524 |
| | Electric installation | 927,847 | 1,019,612 |
| | Telephone installation | 107,286 | 117,897 |
| | Computer & comp. equipments | 4,678,045 | 4,851,328 |
| | Data centre | 21,144,452 | 23,493,835 |
| | Fiber optic cable & equipment | 67,895,813 | 56,177,236 |
| | Infrastructure & backbone equipments | 230,248,313 | 227,910,405 |
| | Motor vehicle | 5,893,232 | 6,548,035 |
| | Office decoration | 25,312,699 | 27,365,080 |
| | WiFi equipment & installation | 77,230,832 | 28,890,543 |
| | | **652,586,899** | **595,777,391** |
| **4.2** | **Property, plant and equipments (EPZ Project)** | | |
| | Furniture & Fixture | 146,863 | 154,593 |
| | Office Equipments | 536,452 | 579,948 |
| | Computer & Comp. Equipments | 194,491 | 216,101 |
| | Infrastructure & Backbone Equipments | 1,690,990 | 1,858,231 |
| | Office Decoration | 848,831 | 917,656 |
| | | **3,417,628** | **3,726,529** |
| | Details of property, plant and equipments are shown in annexure -"A". | | |
| **5.** | **INTANGIBLE ASSETS** | | |
| | Computer software | **26,749,660** | **29,721,845** |
| | Details of intangible assets are shown in annexure -"B". | | |
| **6.** | **INVENTORIES** | | |
| | Inventories (Note-6.1) | 69,739,715 | 72,799,021 |
| | Inventories in transit for sales (Note- 6.2) | 109,645,550 | 33,568,647 |
| | | **179,385,265** | **106,367,669** |

| **6.1** | **Inventories** | **UOM** | **Qty** | | |
|---|---|---|---|---|---|
| | Audio & video equipments | Pc | 290 | 7,436,738 | 7,460,306 |
| | Security & surveillance equipment | Pc | 2786 | 13,295,173 | 7,666,707 |
| | Radio device & related equipment | Pc | 500 | 3,283,059 | 5,598,429 |
| | Switch & router | Pc | 2674 | 32,613,351 | 6,181,274 |
| | Computer & related accessories | Pc | 84 | 1,389,900 | 133,302 |
| | Fiber optic cable | Meter | 93502M | 2,506,479 | 474,209 |
| | Fiber optic equipment | Pc | 118902 | 4,249,877 | 7,093,197 |
| | LAN accessories | Pc | 150964 | 3,060,902 | 37,238,228 |
| | Power, UPS and related accessories | Pc | 16756 | 1,904,235 | 953,369 |
| | | | | **69,739,715** | **72,799,021** |

| | Amount in Taka | |
|---|---|---|
| | 30 June 2016 | 31 December 2015 |
| **6.2 Inventories in transit for sales** | | |
| Audio & video equipments | - | 8,569,271 |
| Security & surveillance equipment | 25,865,549 | 9,720,913 |
| Radio device & related equipment | 422,608 | 2,809,312 |
| Switch & router | 14,194,905 | 1,711,520 |
| Computer & related accessories | 818,403 | 84,080 |
| Fiber optic cable | 18,531,845 | 1,091,096 |
| Fiber optic equipment | - | 3,628,091 |
| LAN accessories | 43,750,172 | 5,439,649 |
| Power, UPS and related accessories | 6,062,068 | 514,715 |
| | **109,645,550** | **33,568,647** |

Above products have been delivered to the customers against their purchase/work order but no invoices are issued.

| | | |
|---|---|---|
| **7. TRADE AND OTHER RECEIVABLES** | | |
| **Balance as on 01 January 2016** | 100,924,931 | 93,385,433 |
| Add: Addition during the year | 381,639,816 | 667,357,148 |
| | 482,564,747 | 760,742,581 |
| Less: Received during the year | 385,839,842 | 659,817,649 |
| **Balance as on 30 June 2016** | **96,724,905** | **100,924,931** |
| **7.1 Ageing Schedule of Trade Receivable:** | | |
| Duration | | |
| 1 - 30 days | 48,362,452 | 65,681,903 |
| 31 - 60 days | 29,017,471 | 16,203,610 |
| 61 - 90 days | 14,508,736 | 12,678,081 |
| 91 - 180 days | 4,836,245 | 6,361,337 |
| 181 - 365 days | - | - |
| Over 365 days | - | - |
| | **96,724,905** | **100,924,931** |
| **7.2 Discloser as per Para F of Schedule XI, Part-1, The Companies Act, 1994** | | |
| Debts exceeding 6 months | - | - |
| Other debts less provision | 96,724,905 | 100,924,931 |
| | **96,724,905** | **100,924,931** |
| Receivable Considered good in respect of which the Company is fully secured. | 96,724,905 | 100,924,931 |
| Receivables considered good in respect of which the Company holds no security other than the debtor personal security. | - | - |
| Receivable considered doubtful or bad | - | - |
| Receivables due by common management | - | - |
| The maximum amount of receivable due by any director or other officer of the company | - | - |
| | **96,724,905** | **100,924,931** |
| **8. ADVANCE, DEPOSIT & PREPAYMENTS** | | |
| Advance, deposit & prepayments - Non current (Note 8.1) | 7,740,731 | 8,265,302 |
| Advance, deposit & prepayments - Current (Note 8.2) | 99,831,479 | 73,976,414 |
| | **107,572,210** | **82,241,717** |

| | | Amount in Taka | |
|---|---|---|---|
| | | 30 June 2016 | 31 December 2015 |
| **8.1** | **Advance, deposit & prepayments (Non current)** | | |
| | **Advance against office rent** | | |
| | Faruque Rupayan Tower -17th Floor | - | 591,000 |
| | **Security deposit** | | |
| | Deposit against T & T | 328,200 | 328,200 |
| | Deposit against rent-safura tower | 343,575 | 343,575 |
| | Deposit against BTCL bandwidth bill | 492,181 | 258,990 |
| | Deposit against ATL bandwidth bill | 3,500,000 | 3,500,000 |
| | Deposit against POP | 110,000 | 110,000 |
| | Security deposit POP rent Bogura | 45,000 | 45,000 |
| | Security deposit POP Tanzia | 100,000 | 100,000 |
| | Deposit against rent - DEPZ | 460,821 | 460,821 |
| | Deposit against CEPZ | - | 57,716 |
| | Deposit against rent AEPZ. | 70,954 | - |
| | Deposit against Fiber @ Home underground cabling bill | - | 500,000 |
| | Deposit against Summit Communication underground cabling bill | 400,000 | 400,000 |
| | Deposit against rent F R Tower | 1,230,000 | 1,230,000 |
| | Deposit against rent NOC | 560,000 | 240,000 |
| | Deposit agains space rent for Coloasia | 100,000 | 100,000 |
| | | **7,740,731** | **8,265,302** |
| **8.2** | **Advance, deposit & prepayments (Current)** | | |
| | Advance against office rent (Note-8.2.1) | 1,521,000 | 1,593,000 |
| | Bank guarantee margin & tender security (Note-8.2.2) | 3,568,132 | 1,364,000 |
| | Advance income tax ( AIT ) (Note-8.2.3) | 28,545,392 | 28,915,301 |
| | Advance against expenses (Note-8.2.4) | 65,677,421 | 42,032,192 |
| | VAT current account | 519,534 | 71,921 |
| | | **99,831,479** | **73,976,414** |

All the above advance, deposit and prepayments are considered as good and secured by the company management.

| | | | |
|---|---|---|---|
| **8.2.1** | **Advance against office rent** | | |
| | Faruque Rupayan Tower -17th Floor | 1,155,000 | 1,128,000 |
| | Eshayat Corporation for BNS POP Uttara, Dhaka | 260,000 | 290,000 |
| | KA 6 Kalachadpur Baridhara | 30,000 | 40,000 |
| | Kawranbazar POP | 76,000 | 100,000 |
| | Mohakhali Store | - | 35,000 |
| | | **1,521,000** | **1,593,000** |
| **8.2.2** | **Bank guarantee margin & tender security** | | |
| | Al Arafah Islami Bank | 22,786 | 300,000 |
| | Ashuganj Power Station Company Ltd | 75,000 | 75,000 |
| | Inspector General of Prison | 100,000 | - |
| | Beetel Teletech Si | 2,188,000 | - |
| | Bangladesh Export Processing Zones Authority (BEPZA) | 399,000 | 254,000 |
| | Best Holdings Ltd. | 200,000 | 200,000 |
| | BSEC (Bangladesh Security & Exchange Commission) | 35,000 | 35,000 |
| | Bangladesh Sugar & Food Industr | 12,000 | - |
| | Elitecore Technologies | 400,000 | 400,000 |
| | Bangladesh Institute of Bank Ma | 36,346 | - |
| | Jamuna oil Company Ltd | 100,000 | 100,000 |
| | | **3,568,132** | **1,364,000** |

| | Amount in Taka | |
|---|---|---|
| | 30 June 2016 | 31 December 2015 |
| **8.2.3 Advance income tax ( AIT )** | | |
| **Balance as on 01 January 2016** | | |
| Add: Addition during the year | 28,915,301 | 19,795,098 |
| | 3,533,669 | 11,269,175 |
| Less: Adjustment during the year | 32,448,970 | 31,064,273 |
| **Balance as on 30 June 2016** | 3,903,578 | 2,148,972 |
| | **28,545,392** | **28,915,301** |
| **8.2.4 Advance against expenses** | | |
| Advance against suppliers | 59,697,321 | 39,910,946 |
| Advance against IPO expenses | 5,181,972 | 1,805,116 |
| Advance to staff | 798,128 | 316,130 |
| | **65,677,421** | **42,032,192** |
| **9. CASH AND CASH EQUIVALENTS** | | |
| Cash in hand | 203,670 | 183,279 |
| Cash at bank (Notes-9.1) | 13,790,438 | 24,209,451 |
| | **13,994,108** | **24,392,730** |
| **9.1 Cash at bank** | | |
| Bank Asia Limited (MCB Banani Branch) (Note - 9.1.1) | 5,183,858 | 13,296,057 |
| Dhaka Bank Limited (Banani Branch) (Note - 9.1.2) | 849,430 | 8,963,790 |
| Dutch Bangla Bank Limited (Banani Branch) (Note - 9.1.3) | 7,752,501 | 1,537,172 |
| One bank Limited (Banani Branch) (Note - 9.1.4) | - | 86 |
| Shahjalal Islami Bank Limited (Banani Branch) (Note - 9.1.5) | 4,649 | 412,346 |
| | **13,790,438** | **24,209,451** |
| **9.1.1 Bank Asia Limited (MCB Banani Branch)** | | |
| A/C No: 01233052008 | 88,689 | 89,264 |
| A/C No: 01236050632 | 4,958,591 | 4,260,663 |
| A/C No: 01236050650 | 136,577 | 8,944,253 |
| A/C No: 01233051466 | 1 | 1,878 |
| | **5,183,858** | **13,296,057** |
| **9.1.2 Dhaka Bank Limited (Banani Branch)** | | |
| A/C No: 206.100. 3714 | 446,997 | 1,873,701 |
| A/C No: 206.100. 3584 | 323,419 | 7,009,435 |
| A/C No: 201.100.7356 | 66,946 | 67,781 |
| A/C No: 204.100.552 | 12,068 | 12,873 |
| | **849,430** | **8,963,790** |
| **9.1.3 Dutch Bangla Bank Limited (Banani Branch)** | | |
| A/C No: 1031200000594 | 7,481,914 | 894,711 |
| A/C No: 1031200001113 | 190,902 | 585,666 |
| A/C No: 1031100016776 | 34,510 | 10,930 |
| A/C No: 1031100016790 | 45,175 | 45,865 |
| | **7,752,501** | **1,537,172** |
| **9.1.4 One bank Limited (Banani Branch)** | | |
| A/C No: 0181020001119 | **-** | **86** |
| **9.1.5 Shahjalal Islami Bank Limited (Banani Branch)** | | |
| A/C No: 40143 111000005465 | **4,649** | **412,346** |
| **10. SHARE CAPITAL** | | |
| **10.1 Authorized capital** | | |
| 100,000,000 ordinary shares @ Tk. 10 each | **1,000,000,000** | **1,000,000,000** |
| **10.2 Issued, subscribed & paid -up capital** | | |
| 38,000,000 ordinary shares of Tk. 10 each. | **380,000,000** | **380,000,000** |

**Amount in Taka**

| 30 June 2016 | 31 December 2015 |
|---|---|

**10.3 The detail of shareholding positions are as follows**

| Name of Shareholders | 2016 | | | 2015 | | |
|---|---|---|---|---|---|---|
| | No. of Shares | % of Holdi n g | Amount in Taka | No. of Shares | % of Holding | Amount in Taka |
| **Sponsors and Directors:** | | | | | | |
| aamra holdings ltd | 12,600,000 | 33.16% | 126,000,000 | 12,600,000 | 33.16% | 126,000,000 |
| aamra resources ltd | 4,522,030 | 11.90% | 45,220,300 | 4,522,030 | 11.90% | 45,220,300 |
| Syed Faruque Ahmed | 100,000 | 0.26% | 1,000,000 | 100,000 | 0.26% | 1,000,000 |
| Syed Farhad Ahmed | 100,000 | 0.26% | 1,000,000 | 100,000 | 0.26% | 1,000,000 |
| Syeda Munia Ahmed | 100,000 | 0.26% | 1,000,000 | 100,000 | 0.26% | 1,000,000 |
| Fahmida Ahmed | 100,000 | 0.26% | 1,000,000 | 100,000 | 0.26% | 1,000,000 |
| Sub-Total | 17,522,030 | 46.11% | 175,220,300 | 17,522,030 | 46.11% | 175,220,300 |
| Other than Sponsors and Directors (Note -10.3.1) | 20,477,970 | 53.89% | 204,779,700 | 20,477,970 | 53.89% | 204,779,700 |
| **Total** | **38,000,000** | **100%** | **380,000,000** | **38,000,000** | **100%** | **380,000,000** |

**10.3.1 Other than Sponsors and Directors**

| | 2016 | | 2015 | |
|---|---|---|---|---|
| | No. of Share | Amount in Taka | No. of Share | Amount in Taka |
| Augere Holdings (Netherlands) B.V | 8,477,970 | 84,779,700 | 8,477,970 | 84,779,700 |
| Mahmudul Huq | 800,000 | 8,000,000 | 800,000 | 8,000,000 |
| Mohammad Kamruzzaman | 200,000 | 2,000,000 | 200,000 | 2,000,000 |
| Md. Ehsanul Habib | 200,000 | 2,000,000 | 200,000 | 2,000,000 |
| Food Chain Asia Ltd. | 2,000,000 | 20,000,000 | 2,000,000 | 20,000,000 |
| Mahtab Uddin Ahmed | 120,000 | 1,200,000 | 120,000 | 1,200,000 |
| Arifur Rahman | 100,000 | 1,000,000 | 100,000 | 1,000,000 |
| Showkat Ali Sarkar | 20,000 | 200,000 | 20,000 | 200,000 |
| Touhidul Alam Zenith | 200,000 | 2,000,000 | 200,000 | 2,000,000 |
| Enayet Uddin Md. Kaiser Khan | 100,000 | 1,000,000 | 100,000 | 1,000,000 |
| Md. Shahniaz Jewel | 60,000 | 600,000 | 60,000 | 600,000 |
| Mustafa Kamal Shaheen | 100,000 | 1,000,000 | 100,000 | 1,000,000 |
| Sohel Ahmed | 20,000 | 200,000 | 20,000 | 200,000 |
| Md. Sanowar Hossain | 16,000 | 160,000 | 16,000 | 160,000 |
| Md. Nurul Afsar & Sharmin Jahan | 6,000 | 60,000 | 6,000 | 60,000 |
| Md. Monirul Islam Sarker | 5,000 | 50,000 | 5,000 | 50,000 |
| Md. Ahosan Habib | 2,500 | 25,000 | 2,500 | 25,000 |
| ATM Rakibul Hoque | 100,000 | 1,000,000 | 100,000 | 1,000,000 |
| Kazi Rafiqul Islam | 100,000 | 1,000,000 | 100,000 | 1,000,000 |
| Parvez Ahmed | 5,000 | 50,000 | 5,000 | 50,000 |
| Abdul Quadir Chowdhury | 100,000 | 1,000,000 | 100,000 | 1,000,000 |
| Business and Management Co. Limited | 100,000 | 1,000,000 | 100,000 | 1,000,000 |
| National Finance Ltd. | 1,000,000 | 10,000,000 | 1,000,000 | 10,000,000 |
| MTB Securities Ltd. | 400,000 | 4,000,000 | 400,000 | 4,000,000 |
| Pradip Kumar Das | 400,000 | 4,000,000 | 400,000 | 4,000,000 |
| Bishwajit Das | 400,000 | 4,000,000 | 400,000 | 4,000,000 |
| Major General Md. Shamsul Haque | 25,500 | 255,000 | 25,500 | 255,000 |
| Masudur Rahman | 20,000 | 200,000 | 20,000 | 200,000 |
| Investment Corporation of Bangladesh (ICB) | 5,400,000 | 54,000,000 | 5,400,000 | 54,000,000 |
| | **20,477,970** | **204,779,700** | **20,477,970** | **204,779,700** |

| | Amount in Taka | |
|---|---|---|
| | 30 June 2016 | 31 December 2015 |
| **11. SHARE PREMIUM** | | |
| Balance as on 01 January 2016 | 159,131,807 | - |
| Add: Addition during the year | - | 163,800,000 |
| | 159,131,807 | 163,800,000 |
| Less: Adjustment during the year | - | 4,668,193 |
| Balance as on 30 June 2016 | **159,131,807** | **159,131,807** |
| Adjustment breakup | | |
| Issue mangement services fees | - | 3,263,700 |
| Application fees | - | 10,058 |
| Professional Fee for credit rating | - | 70,435 |
| Arranger fee | - | 1,188,000 |
| Consent fee | - | 136,000 |
| | **-** | **4,668,193** |
| **12. RETAINED EARNINGS** | | |
| **Balance as on 01 January 2016** | 296,024,605 | 175,943,118 |
| Add: Net Profit after tax during the year | 64,000,853 | 120,081,487 |
| | 360,025,458 | 296,024,605 |
| | 360,025,458 | 296,024,605 |
| Less: Adjustment | - | - |
| **Balance as on 30 June 2016** | **360,025,458** | **296,024,605** |
| **13. DEFERRED TAX LIABILITY** | | |
| Balance as on 01 January 2016 | 14,093,201 | 7,291,323 |
| Addition during period | 1,723,185 | 6,801,878 |
| Balance as on 30 June 2016 | **15,816,386** | **14,093,201** |

Details of calculation of deferred tax liability is shown in annexure -"C".

| | | |
|---|---|---|
| **14. LEASE LIABILITIES** | | |
| Lanka Bangla Finance Limited (Banani Branch) - A/C No. 000170100000197 | 964,873 | 1,278,889 |
| | **964,873** | **1,278,889** |

**Security :**

1. Comprehensive Insurance and Registration of the vehicle favoring LBFL.
2. Personal guarantee of Mr. Syed Farhad Ahmed, Managing Director of the Company.
3. 60 no. post dated cheques covering monthly rentals BDT 64,852 each and one cheque covering the full receivables of BDT 3,891,120.

| | | |
|---|---|---|
| **15. SHORT TERM LOAN** | | |
| **Bank Asia Limited (Banani Branch)** | | |
| BAL = LTR - 01231001708 | 9,361,872 | - |
| BAL = LTR - 01231001717 | 7,264,084 | - |
| **Lanka Bangla Finance Limited (Banani Branch)** | | |
| LBFL = 0009-72100000070 | 34,701,636 | |
| **Shahjalal Islami Bank Limited (Banani Branch)** | | |
| SIBL = CC - 4013.345.0003 | - | 17,170,001 |
| SIBL = LTR - 4013 323000001772 | 1,709,664 | - |
| SIBL = LTR - 4013 323000001773 | 4,399,727 | - |
| SIBL = LTR - 4013 323000001774 | 4,448,269 | - |
| SIBL = LTR - 4013 323000001780 | 1,292,895 | - |
| SIBL = LTR - 4013 323000001781 | 875,822 | - |
| SIBL = LTR - 4013 323000001782 | 4,348,980 | - |
| SIBL = LTR - 4013 323000001783 | 2,158,471 | - |
| SIBL = LTR - 4013 323000001784 | 1,535,644 | - |
| SIBL = LTR No - 4013 32300001735 | 18,060,290 | 16,461,723 |
| SIBL = LTR No - 4013 32300001740 | 1,189,436 | 1,078,486 |
| SIBL = LTR No - 4013 32300001761 | 2,452,414 | 2,292,174 |
| | **93,799,204** | **37,002,384** |

| | Amount in Taka | |
|---|---|---|
| | 30 June 2016 | 31 December 2015 |
| **16. ACCRUED EXPENSES** | | |
| Accrued expenses (Note - 16.1) | 7,332,894 | 7,591,153 |
| Withholding tax and VAT payable (Note - 16.2) | 4,677,342 | 923,553 |
| | **12,010,236** | **8,514,706** |
| **16.1 Accrued expenses** | | |
| Salary & allowances | 396,308 | 3,856,790 |
| Office & roof rent | 1,272,341 | 585,640 |
| Utilities expenses | 1,623,847 | 1,751,046 |
| PF liabilities | 3,674,724 | 775,953 |
| Audit fee | 57,500 | 94,500 |
| Telephone & mobile bill | 308,174 | 527,224 |
| | **7,332,894** | **7,591,153** |
| **16.2 Withholding tax and VAT payable** | | |
| Tax deduction from employees salary | 305,695 | - |
| Tax & VAT deduction from various party | 3,848,499 | 909,553 |
| TDS on Royalty Fee | 523,148 | |
| TDS on office rent | - | 14,000 |
| | **4,677,342** | **923,553** |
| **17. PROVISION FOR WORKERS' PROFIT PARTICIPATION FUND (WPPF)** | | |
| Balance as on 01 January 2016 | 11,033,407 | 4,494,060 |
| Add: Addition during the period | 3,460,818 | 6,539,347 |
| | 14,494,225 | 11,033,407 |
| Less: Adjustment during the period | 3,595,248 | - |
| Balance as on 30 June 2016 | **10,898,977** | **11,033,407** |
| **18. TRADE AND OTHER PAYABLES** | | |
| aamra Technologies Ltd. | 16,469,448 | 2,840,457 |
| Agility Limited | 121,552 | - |
| Air Asia Limited | 66,096 | - |
| ARA Technologies | - | 252,852 |
| ARRA Technology Ltd. | - | 118,800 |
| Atomic Power & Co | - | 164,460 |
| Binimoy Refrigeration | - | 23,700 |
| BTCL | - | 131,850 |
| Chittagong Communications Ltd. | 569,079 | 548,127 |
| Chittagong Telecom Services Ltd | 52,220 | 33,780 |
| Computer City | 291,750 | 754,541 |
| Diginet | 231,134 | 1,775,761 |
| Express Systems Limited | - | 2,365 |
| Fiber @ Home | 6,234,064 | 8,019,941 |
| Global Brand Pvt Ltd. | 96,780 | 239,382 |
| Grameenphone Ltd. | 312,233 | 668,708 |
| Khulna Vission | 108,343 | 66,000 |
| L.B. Trading House | - | 19,077 |
| M/s. K.B. International | - | 22,730 |
| Marine Security Services | 77,278 | 70,451 |
| Onix Computers System | 59,096 | 66,226 |
| Pacific Bangladesh Ltd. | - | 3,845,198 |
| Pathway Technology | 564,741 | 286,818 |
| Power-Link Electronics & Comput | 270,121 | 385,028 |
| Presstec Printers | - | 50,359 |
| Ranks Telecom Limited | - | 925,600 |

| | 30 June 2016 | 31 December 2015 |
|---|---|---|
| | Amount in Taka | |
| Richman Informatics | 531,540 | 471,876 |
| Smart Technologies (Bd) Ltd. | 10,986,358 | - |
| Speed Technology & Engineering | 23,100 | 83,700 |
| Stargate Communications Ltd | 361,800 | 396,125 |
| Summit Communications Ltd. | 2,077,990 | 4,947,931 |
| Tata Communications Ltd. | 458,987 | 536,606 |
| United Express | 327,263 | 421,341 |
| | **40,290,973** | **28,169,791** |

**18.1 Ageing of Trade Payable:**

| Duration | | |
|---|---|---|
| 1 - 30 days | 20,145,486 | 13,521,500 |
| 31 - 60 days | 8,864,014 | 6,760,750 |
| 61 - 90 days | 5,640,736 | 4,225,469 |
| 91 - 180 days | 5,640,736 | 3,662,073 |
| 181 - 365 days | - | - |
| Over 365 days | - | - |
| | **40,290,973** | **28,169,791** |

**19. PROVISION FOR TAX**

| | | |
|---|---|---|
| **Balance as on 01 January 2016** | 7,904,021 | 6,149,415 |
| Add: Addition during the period | 3,492,318 | 3,903,578 |
| | 11,396,339 | 10,052,993 |
| Less: Adjustment during the period | 3,903,578 | 2,148,972 |
| **Balance as on 30 June 2016** | **7,492,761** | **7,904,021** |

**20. CONTINGENT LIABILITIES**

Contingent liability is BDT 7,366,537. Following are the detail of the pending issues related to litigation regarding Taxation filed by ANL for the assessment year 2004-05 and 2005-06 that are pending in the High Court and for the assessment year 2006-07 and 2007-08 that are pending in the Income Tax Appellate Tribunal:

| Assessment Year | Income Tax Paid | Further Income Tax claimed by NBR | Current Status | Financial Impact |
|---|---|---|---|---|
| 2004-05 | 620,000 | 4,562,514 | Pending in the High Court | Company has already made provision of BDT. 4,000,443 against these claims. |
| 2005-06 | 1,075,165 | 6,769,017 | Pending in the High Court | |
| 2006-07 | 429,244 | (200,584) | Pending in the Income Tax Appellate Tribunal | |
| 2007-08 | 1,489,218 | 236,033 | | |

| | Amount in Taka | |
|---|---|---|
| | Jan-Jun'16 | Jan-Jun'15 |
| **21. REVENUE** | | |
| Internet & Wi-Fi bandwidth and equipment sales (Taxable unit) (Note-21.1) | 236,972,536 | 194,099,285 |
| IT support & software (Non taxable unit) (Note-21.2) | 137,002,135 | 100,935,251 |
| EPZ project (Non taxable unit) (Note-21.3) | 7,665,145 | 10,511,490 |
| | **381,639,816** | **305,546,025** |
| **21.1 Internet & Wi-Fi bandwidth and equipment sales (Taxable unit)** | | |
| Internet & Wi-Fi bandwidth | 210,413,885 | 184,877,665 |
| Equipments sale | 57,719,929 | 34,316,121 |
| | 268,133,815 | 219,193,785 |
| Less: Value added tax (VAT) | 31,161,279 | 25,094,500 |
| Net Revenue from Internet & Wi-Fi bandwidth and equipment sales | **236,972,536** | **194,099,285** |
| **21.2 IT support & software (Non taxable unit)** | | |
| IT support & services | 51,142,812 | 38,113,971 |
| Software & website services | 88,061,645 | 64,462,551 |
| | 139,204,457 | 102,576,522 |
| Less: Value added tax (VAT) | 2,202,322 | 1,641,271 |
| Net Revenue from IT support & software | **137,002,135** | **100,935,251** |
| **21.3. EPZ project (Non taxable unit)** | | |
| Internet Service | 8,505,958 | 8,594,172 |
| Equipments sale | - | 43,460 |
| IT support & services | 280,750 | 139,801 |
| Software & website services | - | 2,862,728 |
| | 8,786,707 | 11,640,160 |
| Less: Value added tax (VAT) | 1,121,562 | 1,128,670 |
| Net Revenue from EPZ project | **7,665,145** | **10,511,490** |
| **22. COST OF GOODS SOLD & SERVICES** | | |
| Internet & Wi-Fi bandwidth and equipment sales (Taxable unit) (Note-22.1) | 176,633,252 | 140,712,024 |
| IT support & software (Non taxable unit) (Note-22.2) | 53,131,328 | 41,055,675 |
| EPZ project (Non taxable unit) (Note-22.3) | 4,865,385 | 6,150,479 |
| | **234,629,964** | **187,918,178** |
| **22.1 Internet & Wi-Fi bandwidth and equipment sales (Taxable unit)** | | |
| Wages, salary & other allowances | 26,464,120 | 23,878,455 |
| Company's contribution to provident fund (PF) | 657,550 | 650,676 |
| Infrastructure, optical fiber & networking equipment cost | 25,020,164 | 18,136,792 |
| POP expenses & roof rent | 2,214,963 | 1,764,440 |
| Utilities expenses | 909,397 | 631,638 |
| Repairs & maintenances | 50,496 | 189,792 |
| Cost of bandwidth | 51,047,050 | 50,127,136 |
| Cost of equipment | 48,851,456 | 29,671,008 |
| License renewal & others fee | 1,544,332 | 704,455 |
| Entertainment expenses | 119,400 | 220,403 |
| Communication expenses | 462,781 | 784,032 |
| Depreciation charges | 17,419,066 | 11,767,345 |
| Amortization of intangible asset | 1,872,476 | 2,185,852 |
| | **176,633,252** | **140,712,024** |
| **22.2 IT support & software (Non taxable unit)** | | |
| Wages, salary & other allowances | 15,542,420 | 12,857,629 |
| Company's contribution to provident fund (PF) | 386,180 | 350,364 |
| Cost of IT support & software | 18,377,549 | 16,661,451 |
| Utilities expenses | 534,090 | 340,113 |
| Repairs & maintenances | 29,657 | 102,196 |
| Entertainment expenses | 70,124 | 118,679 |
| Research & development | 6,576,944 | 2,676,166 |
| Communication expenses | 284,410 | 435,818 |
| Depreciation charges | 10,230,245 | 6,336,263 |
| Amortization of intangible asset | 1,099,708 | 1,176,997 |
| | **53,131,328** | **41,055,675** |

| | Amount in Taka | |
|---|---|---|
| | Jan-Jun'16 | Jan-Jun'15 |
| **22.3 EPZ project (Non taxable unit)** | | |
| Wages, salary & other allowances | 645,534 | 538,620 |
| Company's contribution to provident fund (PF) | 27,900 | 35,560 |
| Infrastructure, optical fiber & networking equipment cost | 832,524 | 1,271,687 |
| Cost of equipment | 33,410 | 26,184 |
| POP expenses | 371,224 | 170,529 |
| Utilities expenses | 57,770 | 98,379 |
| Cost of bandwidth | 2,686,687 | 3,936,751 |
| Communication expenses | 21,485 | 25,344 |
| Depreciation charges | 188,851 | 47,426 |
| | **4,865,385** | **6,150,479** |
| **23. OPERATING EXPENSES** | | |
| Internet & Wi-Fi bandwidth and equipment sales (Taxable unit) (Note-23.1) | 43,098,301 | 37,122,267 |
| IT support & software (Non taxable unit) (Note-23.2) | 25,340,674 | 20,060,357 |
| EPZ project (Non taxable unit) (Note-23.3) | 795,660 | 1,157,740 |
| | **69,234,635** | **58,340,365** |
| **23.1 Internet & Wi-Fi bandwidth and equipment sales (Taxable unit)** | | |
| Salary & other allowances | 14,530,431 | 11,662,723 |
| Company's contribution to provident fund (PF) | 427,733 | 375,460 |
| Relationship & management expenses (Note : 23.2.1) | - | 5,308,324 |
| Office rent | 4,510,729 | 4,118,336 |
| Utilities expenses | 1,873,015 | 1,601,775 |
| Travelling expenses | 1,116,137 | 984,710 |
| Training Expenses | 229,824 | 388,050 |
| Stationery expenses | 277,270 | 450,874 |
| Repair & maintenance | 142,328 | 197,499 |
| Telephone & mobile bills | 626,027 | 558,494 |
| Conveyance | 2,443,595 | 1,952,856 |
| Audit & professional fees | 126,221 | 71,305 |
| Royalty expenses (Note : 23.2.2) | 3,295,831 | 2,453,757 |
| Regulatory fees & form | 104,492 | 27,950 |
| Courier & postage | 46,769 | 6,175 |
| Business development & marketing | 1,443,752 | 706,105 |
| Vehicle expenses | 1,221,445 | 1,238,483 |
| Papers & Periodicals | 3,982 | 9,113 |
| Insurance expenses | 699,712 | 690,526 |
| Security & protection expenses | 308,167 | 197,352 |
| Office maintenances | 497,885 | 265,639 |
| Entertainment expenses | 714,898 | 80,543 |
| Depreciation charges | 8,458,061 | 3,776,218 |
| | **43,098,301** | **37,122,267** |
| **23.2 IT support & software (Non taxable unit)** | | |
| Salary & others allowances | 8,533,745 | 6,279,928 |
| Company's contribution to provident fund (PF) | 251,209 | 202,171 |
| Relationship & management expenses (Note : 23.2.1) | - | 2,858,328 |
| Office rent | 2,649,158 | 2,217,565 |
| Utilities expenses | 1,100,024 | 862,494 |
| Travelling expenses | 655,509 | 530,228 |
| Training Expenses | 134,976 | 208,950 |
| Stationery expenses | 178,967 | 255,738 |
| Repair & maintenances | 91,533 | 106,346 |
| Telephone & mobile bills | 372,570 | 304,030 |
| Conveyance | 1,435,128 | 1,099,826 |
| Audit & professional fees | 74,130 | 38,395 |
| Royalty expenses (Note : 23.2.2) | 1,935,647 | 1,321,254 |
| Regulatory fees & form | 61,368 | 15,050 |
| Courier & postage | 27,467 | 3,325 |
| Business development & marketing | 847,918 | 380,210 |
| Vehicle expenses | 717,356 | 666,875 |
| Papers & Periodicals | 2,338 | 4,907 |

| | Amount in Taka | |
|---|---|---|
| | Jan-Jun'16 | Jan-Jun'15 |
| Insurance expenses | 410,942 | 371,822 |
| Security & protection expenses | 180,987 | 106,267 |
| Office maintenances | 292,409 | 149,931 |
| Entertainment expenses | 419,860 | 43,369 |
| Depreciation charges | 4,967,432 | 2,033,348 |
| | **25,340,674** | **20,060,357** |

**23.2.1** Relationship & management expenses are paid to aamra holdings limited (AHL), corporate office, who provides Internal Audit, legal, Secretarial, Taxation, Investment, Branding and Finance related services to aamra networks limited (ANL). This payment is made for sharing of salaries and other benifit for such services of employees of aamra holdings limited. The payment have been made up to September 30, 2015. Subsequently, the management decided not to continue this arrangements.

**23.2.2** A common trade mark: "aamra the power of we" is registered by aamra holdings limited (AHL) which is also used by aamra networks limited (ANL). ANL is paying AHL royalty fees for using the said trade mark.

**23.3 EPZ project (Non taxable unit)**

| | | |
|---|---|---|
| Salary & others allowances | 550,000 | 820,000 |
| Company's contribution to provident fund (PF) | 15,000 | 27,600 |
| Stationery expenses | 27,458 | 24,067 |
| Repair & maintenances | 13,525 | 40,000 |
| Telephone & mobile bills | 8,349 | 6,133 |
| Conveyance | 12,265 | 89,679 |
| Courier & postage | 37,013 | 11,273 |
| Office maintenance | 12,000 | 12,804 |
| Depreciation charges | 120,050 | 126,185 |
| | **795,660** | **1,157,740** |

**24. FINANCIAL EXPENSES**

| | | |
|---|---|---|
| Internet & Wi-Fi bandwidth and equipment sales (Taxable Unit) (Note - 24.1) | 3,346,499 | 4,023,158 |
| IT Support & Software (Non Taxable Unit) (Note - 24.1) | 1,965,404 | 2,166,316 |
| EPZ Project (Taxable Unit) (Note - 24.1) | 1,225 | 1,432 |
| | **5,313,128** | **6,190,905** |

| Particulars | 2016 | | | | 2015 |
|---|---|---|---|---|---|
| | Internet & Wi-Fi bandwidth and equipment sales (Taxable unit) | IT support & software (Non taxable unit) | EPZ Project (Non taxable Unit) | Total | |
| **Interest for lease finance:** | | | | | |
| Lankabangla Finance Limited | 47,311 | 27,786 | - | 75,097 | 98,281 |
| Shahajalal Islami Bank Limited | - | - | - | - | 500,033 |
| | **47,311** | **27,786** | **-** | **75,097** | **598,314** |
| **Interest for term loan:** | | | | | |
| Lankabangla Finance Limited | - | - | - | - | 439,210 |
| Shahajalal Islami Bank Limited | - | - | - | - | 555,556 |
| | **-** | **-** | **-** | **-** | **994,766** |
| Shahajalal Islami Bank Limited | - | - | - | - | 1,488,889 |
| | **-** | **-** | **-** | **-** | **1,488,889** |
| **Interest for LTR account:** | | | | | |
| Bank Asia Limited | 482,172 | 283,180 | - | 765,352 | - |
| Lankabangla Finance Limited | 871,042 | 511,565 | - | 1,382,607 | - |
| Shahajalal Islami Bank Limited | 1,894,119 | 1,112,419 | - | 3,006,538 | 2,599,541 |
| | **3,247,333** | **1,907,164** | **-** | **5,154,497** | **2,599,541** |
| Bank charge & others | 51,855 | 30,454 | 1,225 | 83,534 | 509,395 |
| | **3,346,499** | **1,965,404** | **1,225** | **5,313,128** | **6,190,905** |

| | Amount in Taka | |
|---|---|---|
| | Jan-Jun'16 | Jan-Jun'15 |

**25. OTHER INCOME**

| | | |
|---|---|---|
| Interest on bank deposit | 215,085 | 348,888 |
| Interest on FDR | - | 2,329,276 |
| | **215,085** | **2,678,164** |

**26. PROVISION FOR - CURRENT TAX**

| | | |
|---|---|---|
| Net revenue (Taxable unit) | 236,972,536 | 194,099,285 |
| Allowable cost of service | (176,633,252) | (140,712,024) |
| Allowable excess depreciation | (1,170,720) | (5,390,913) |
| **Gross Profit** | **59,168,564** | **47,996,348** |
| Allowable operating expenses | (43,098,301) | (37,122,267) |
| Allowable excess depreciation | (780,480) | (1,993,899) |
| **Allowable Operating Profit** | **15,289,782** | **8,880,182** |
| Allowable finance cost | (3,346,499) | (4,023,158) |
| Other income | 215,085 | 2,678,164 |
| **Allowable Profit before WPPF** | **12,158,368** | **7,535,188** |
| Workers' Profit Participation Fund (WPPF) | (2,180,315) | (2,655,940) |
| **Business income before Tax** | **9,978,053** | **4,879,248** |
| Provision for Tax on business income @ 35% | 3,492,318 | 1,707,737 |
| **Provision for Tax during the year** | **3,492,318** | **1,707,737** |

**27. DISCLOSURE OF MANAGERIAL SALARY**

**27.1** The total amount of salary paid to the director of the company during the period is as follows :

| Name | Designation | | |
|---|---|---|---|
| Syed Farhad Ahmed | Managing Director | 1,950,000 | 2,400,000 |
| | | **1,950,000** | **2,400,000** |

**27.2** The total amount of salary paid to the director of the top five executive of the company during the period year is as follows:

| Name | Designation | | |
|---|---|---|---|
| Syed Farhad Ahmed | Managing Director | 1,950,000 | 2,400,000 |
| Sharful Alam | Chief Operating Officer | 1,300,000 | 1,200,000 |
| AKM Quamruzzaman | Company Secretary | 715,000 | 660,000 |
| Md. Anamul Haque | Chief Financial Officer | 292,500 | - |
| Mahbubor Rahman | Deputy General Manger | 845,000 | 780,000 |
| A M Ehsan - ul Haque | Deputy General Manger | 877,500 | 780,000 |
| Khaled Aahamed Nur | Deputy General Manger | 877,500 | 780,000 |
| Kh. Md Moinuddin | Deputy General Manger | 877,500 | 780,000 |
| | | **7,735,000** | **7,380,000** |

**27.3** Agregate amount of salary paid to all director and managers of the company during the period is as follows:

| Particulars | Nature of Payment | | |
|---|---|---|---|
| Director | Salary | 1,950,000 | 2,400,000 |
| Managers and Above | Salary | 17,818,750 | 13,335,000 |
| | | **19,768,750** | **15,735,000** |

i) No amount of money was expensed by the company for compensating any member of the board for special services rendered.

ii) The company does not pay any board meeting attendance fee to the directors of the company.

**27.4 Disclosures under para 3 of schedule XI part II of the Companies Act. 1994**

| Salary Range (Monthly) | Number of Employee's |
|---|---|
| Below Tk. 3000 | Nil |
| Above Tk. 3000 | 348 |

**Amount in Taka**

| | Jan-Jun'16 | Jan-Jun'15 |
|---|---|---|

**27.5 Disclosures under para 6 of schedule XI part II of the Companies Act. 1994 Amount paid to**

**Auditor**

| Name of Auditor | Purpose | | 2016 (Tk.) | 2015 (Tk.) |
|---|---|---|---|---|
| K M Hasan & Co. Chartered Accountants | Audit Fee | | 57,500 | 86,250 |

**28. INFORMATION AS REQUIRED BY ANNEXURE – E (B)(25)(f),(g),(i) OF BANGLADESH SECURITIES AND EXHANGE COMMISSION (PUBLIC ISSUE) RULES, 2015**

**28.1 Earning per share (EPS) on fully diluted basis**

| **Particulars** | | |
|---|---|---|
| Net Profit after Tax | 64,000,853 | 48,690,314 |
| Number of Ordinary Shares | 38,000,000 | 38,000,000 |
| Earning Per Share (EPS) | 1.68 | 1.28 |

**28.2 Net profit excluding Extra-ordinary income or non-recurring income coming from other than core operation**

| **Particulars** | | |
|---|---|---|
| Net Profit after Tax | 64,000,853 | 48,690,314 |
| Less: Extra-ordinary income or non-recurring income | | |
| Interest on bank deposit | 215,085 | 348,888 |
| Interest on FDR | - | 2,329,276 |
| | **215,085** | **2,678,164** |
| **Net profit excluding Extra-ordinary income or non-recurring income** | **63,785,768** | **46,012,150** |

**28.3 Earning per share excluding extra-ordinary income or non-recurring income coming from other than core operation**

| | | |
|---|---|---|
| Net profit after tax except Extra-ordinary income or non-recurring income | 63,785,768 | 48,690,314 |
| Number of Shares before IPO | 38,000,000 | 38,000,000 |
| Earning Per Share (EPS) only fully diluted basis | 1.68 | 1.28 |

**28.4 Net Asset Value per Share**

| **Particulars** | **30 Jun'16** | **31 Dec'15** |
|---|---|---|
| Share Capital | 380,000,000 | 380,000,000 |
| Share Premium | 159,131,807 | 159,131,807 |
| Retained Earnings | 360,025,458 | 296,024,605 |
| **Total Shareholders' Equity** | **899,157,265** | **835,156,412** |
| **Total Number of Ordinary Shares** | **38,000,000** | **38,000,000** |
| **Net Asset Value (NAV) per Share** | **23.66** | **21.98** |

**29. CASH RECEIVED FROM CUSTOMERS & OTHERS**

| | Jan-Jun'16 | Jan-Jun'15 |
|---|---|---|
| Cash received from customers | 385,839,842 | 286,598,239 |
| Cash received from others: | | |
| Interest on bank deposit | 215,085 | 348,888 |
| Interest on FDR | - | 2,329,276 |
| | **386,054,927** | **289,276,402** |

## 30. RELATED PARTY DISCLOSURES

The details of related party transaction during the year along with the relationship is illustrated below in accordance with BAS 24:

**Amount in Taka**

| SL | Related parties | Relationship | Nature of Transaction | Transaction during the Year | | Balance as on 30 June 2016 | Balance as on 31 Dec. 2015 |
|---|---|---|---|---|---|---|---|
| | | | | Addition | Payment / Adjustment | | |
| 1 | aamra holdings limited | Concern under common management | Software maintenance | 186,077 | 186,077 | - | - |
| 2 | aamra holdings limited | Concern under common management | Inter company loan account | 103,679,750 | 103,679,750 | - | - |
| 3 | aamra technologies limited | Concern under common management | IIG bandwidth & Equipment Purchase | 87,702,394 | 74,073,403 | 16,469,448 | 2,840,457 |
| 4 | aamra technologies limited | Concern under common management | Inter company loan account | 56,500,000 | 56,500,000 | - | - |
| 5 | aamra infotainment limited | Concern under common management | Inter company loan account | 4,000,000 | 4,000,000 | - | - |
| 6 | Syed Faruque Ahmed | Chairman | Office rent (Chittagong) | 457,800 | 457,800 | - | - |
| 7 | Syed Farhad Ahmed | Managing Director | Salary | 1,950,000 | 1,950,000 | - | - |
| **Total Related Party Transactions** | | | | **254,476,021** | **240,847,030** | **16,469,448** | **2,840,457** |

**Sd/-**

**Chairman**

**Sd/-**

**Managing Director**

**Sd/-**

**Company Secretary**

Place: Dhaka

24 October 2016

# aamra networks limited

## Schedule of Property, Plant and Equipments As at 30 June 2016

**PROPERTY, PLANT AND EQUIPMENTS** annexure -"A"

**A. Property, plant and equipment (Except EPZ Project)**

Amount in Taka

| Particulars | Cost | | | Depreciation | | | | Written Down Value as on 30.06.2016 | Written Down Value as on 31.12.2015 |
|---|---|---|---|---|---|---|---|---|---|
| | Balance as on 01.01.2016 | Addition during the period | Balance as on 30.06.2016 | Rate of Dep. | Balance as on 01.01.2016 | Charge during the period | Balance as on 30.06.2016 | | |
| Land and Land Development | 198,344,514 | | 198,344,514 | | - | - | - | 198,344,514 | 198,344,514 |
| Furniture & Fixture | 2,977,093 | 195,200 | 3,172,293 | 10% | 2,064,713 | 53,752 | 2,118,465 | 1,053,828 | 912,380 |
| Office Equipment | 37,830,632 | 1,166,695 | 38,997,327 | 15% | 17,684,108 | 1,563,182 | 19,247,290 | 19,750,037 | 20,146,524 |
| Electric Installation | 5,450,230 | - | 5,450,230 | 18% | 4,430,618 | 91,765 | 4,522,383 | 927,847 | 1,019,612 |
| Telephone Installation | 2,995,531 | - | 2,995,531 | 18% | 2,877,634 | 10,611 | 2,888,245 | 107,286 | 117,897 |
| Computer & Comp. Equipment | 20,248,139 | 346,500 | 20,594,639 | 20% | 15,396,811 | 519,783 | 15,916,594 | 4,678,045 | 4,851,328 |
| Data Centre | 28,970,971 | - | 28,970,971 | 20% | 5,477,135 | 2,349,384 | 7,826,519 | 21,144,452 | 23,493,835 |
| Fiber Optic Cable & Equipment | 86,110,239 | 18,222,059 | 104,332,299 | 20% | 29,933,004 | 6,503,482 | 36,436,485 | 67,895,813 | 56,177,236 |
| Infrastructure & Backbone Equipments | 402,135,898 | 23,483,737 | 425,619,635 | 18% | 174,225,493 | 21,145,830 | 195,371,323 | 230,248,313 | 227,910,405 |
| Motor Vehicle | 11,144,154 | - | 11,144,154 | 20% | 4,596,119 | 654,804 | 5,250,922 | 5,893,232 | 6,548,035 |
| Office Decoration | 52,879,409 | - | 52,879,409 | 15% | 25,514,329 | 2,052,381 | 27,566,710 | 25,312,699 | 27,365,080 |
| WiFi Equipment & Installation | 30,564,905 | 54,470,121 | 85,035,026 | 20% | 1,674,361 | 6,129,832 | 7,804,193 | 77,230,832 | 28,890,543 |
| **Sub-Total** | **879,651,715** | **97,884,312** | **977,536,027** | | **283,874,324** | **41,074,805** | **324,949,129** | **652,586,899** | **595,777,391** |

**B. Property, plant and equipment (EPZ Project)**

| Particulars | Cost | | | Depreciation | | | | Written Down Value as on 30.06.2016 | Written Down Value as on 31.12.2015 |
|---|---|---|---|---|---|---|---|---|---|
| | Balance as on 01.01.2016 | Addition during the period | Balance as on 30.06.2016 | Rate of Dep. | Balance as on 01.01.2016 | Charge during the period | Balance as on 30.06.2016 | | |
| Furniture & Fixture | 323,134 | - | 323,134 | 10% | 168,541 | 7,730 | 176,271 | 146,863 | 154,593 |
| Office Equipment | 1,446,128 | - | 1,446,128 | 15% | 866,180 | 43,496 | 909,676 | 536,452 | 579,948 |
| Computer & Comp. Equipment | 728,750 | - | 728,750 | 20% | 512,649 | 21,610 | 534,259 | 194,491 | 216,101 |
| Infrastructure & Backbone Equipment | 3,674,441 | - | 3,674,441 | 18% | 1,816,210 | 167,241 | 1,983,451 | 1,690,990 | 1,858,231 |
| Office Decoration | 2,143,648 | - | 2,143,648 | 15% | 1,225,992 | 68,824 | 1,294,817 | 848,831 | 917,656 |
| **Sub-Total** | **8,316,101** | - | **8,316,101** | | **4,589,572** | **308,901** | **4,898,473** | **3,417,628** | **3,726,529** |
| **Total as at 30 June 2016** | **887,967,816** | **97,884,312** | **985,852,128** | | **288,463,896** | **41,383,706** | **329,847,602** | **656,004,527** | **599,503,920** |
| **Total as at 31 December 2015** | **658,208,633** | **229,759,183** | **887,967,816** | | **230,810,349** | **57,653,548** | **288,463,896** | **599,503,920** | **427,398,284** |

**Total Depreciation has been apportioned as following:**

| Dep: Except EPZ Project | Taka | Dep: EPZ Project | Taka |
|---|---|---|---|
| Cost of goods sold & services | 27,649,312 | Cost of goods sold & services | 188,851 |
| Operating expenses | 13,425,493 | Operating expenses | 120,050 |
| | **41,074,805** | | **308,901** |

**Amount in Taka**

| 2016 | 2015 |
|---|---|
| 27,838,163 | 18,151,034 |
| 13,545,543 | 5,935,751 |
| **41,383,706** | **24,086,785** |

# aamra networks limited

Schedule of Intangible

Assets As at 30 June 2016

annexure -"B"

**INTANGIBLE ASSETS**

Amount in Taka

| Particulars | Cost | | | Amount of Amortization | | | | Written Down Value as on 30.06.2016 | Written Down Value as on 31.12.2015 |
|---|---|---|---|---|---|---|---|---|---|
| | Balance as on 01.01.2016 | Addition during the period | Balance as on 30.06.2016 | Rate of Amor. | Balance as on 01.01.2016 | Charged during the period | Balance as on 30.06.2016 | | |
| Computer Software | 45,140,117 | - | 45,140,117 | 20% | 15,418,272 | 2,972,184 | 18,390,456 | 26,749,660 | 29,721,845 |
| **Total as at 30 June 2016** | **42,035,617** | **-** | **45,140,117** | | **15,418,272** | **2,972,184** | **18,390,456** | **26,749,660** | **29,721,845** |
| **Total as at 31 December 2015** | **42,035,617** | **3,104,500** | **45,140,117** | | **8,407,123** | **7,011,149** | **15,418,272** | **29,721,845** | **33,628,493** |

**Total Amortization has been charged as following:**

Amount in Taka

| **intangible assets** | **2016** | **2015** |
|---|---|---|
| Cost of goods sold & services | 2,972,184 | 3,362,849 |
| | **2,972,184** | **3,362,849** |

**TAnnexure "C"**

# aamra networks limited

## Schedule of Calculation of Deferred Tax Liability As at 30 June 2016

| Particular | Carrying Amount | Tax Base | Taxable/(Deductible) temporary differences |
|---|---|---|---|
| | Tk. | Tk. | Tk. |
| **Relevant assets** | | | |
| Property, plant & equipments (Taxable unit) | 652,586,899 | 602,935,720 | 49,651,179 |
| Property, plant & equipments (Non Taxable unit) | 3,417,628 | 2,600,222 | 817,406 |
| Intangible assets | 29,721,845 | 35,000,754 | (5,278,910) |
| **Relevant liabilities** | | | |
| Total temporary differences | | | 45,189,675 |
| Deferred tax liability @ 35% | | | 15,816,386 |
| Deferred tax asset @ 35% | | | - |
| **Balance as on 01 January 2016** | | | **14,093,201** |
| Adjustment | | | - |
| Movement during the year | | | 1,723,185 |
| | | | |
| **Net deferred tax (asset)/ liability** | | | **15,816,386** |